




2.3 Locking SHARK

SHARK's **Lock** function is disabled (off) as supplied from the factory. However this programmable feature can be enabled and used to prevent unauthorized people from turning SHARK on.

To LOCK SHARK

	<p>While the power is ON, press and hold the Power button for 4 seconds.</p> <p>The display will turn off immediately.</p> <p>After 4 seconds all LED's will flash briefly and the horn will sound a short beep.</p> <p>The powerchair will then turn off.</p>
---	--

To UNLOCK SHARK

	<p>While SHARK is locked, press the Power button to turn SHARK on.</p> <p>All LED's will flash briefly. The Battery Gauge LED's will then perform a slow right-to-left chase.</p>
	<p>Press the Horn button twice before the countdown is completed (approximately 10 seconds).</p> <p>The current state-of-charge will then be displayed and SHARK may be operated normally.</p>



If the user does not press the Horn button twice before the countdown is complete, the Horn will sound a short beep and SHARK will turn itself off.

The unlock sequence must be completed successfully before SHARK will drive again.