



**Weighing only 12kg
7 year battery &
2 year frame warranty**



Navigator

Clinical Reasoning Resource

efoldi.com

Wherever life takes you





Introduction to the Navigator



The **eFOLDi Navigator** is a highly portable, folding powered wheelchair designed to support individuals with a range of mobility challenges in maintaining independence, accessing their community, and engaging in everyday activities.

Lightweight and compact, it is particularly suited to users who require a reliable mobility aid that can be easily transported, stored, and operated in both indoor and outdoor environments.

Combining robust design with ease of use, the Navigator has been developed with input from wheelchair users to meet real-world mobility needs. Its magnesium alloy frame, airline-compliant battery, and attendant control option ensure it meets both clinical and lifestyle requirements.

The chair supports individuals who may be living with fatigue, reduced walking tolerance, or complex conditions that impact their ability to mobilize safely or independently.

This document provides an overview of the clinical and financial reasoning for prescribing or signposting the eFOLDi Navigator. It includes a breakdown of its core features, current user profile data, comparison with similar products on the market, and guidance for funding justification aligned to the Care Act 2014, Access to Work, and occupational therapy best practice.

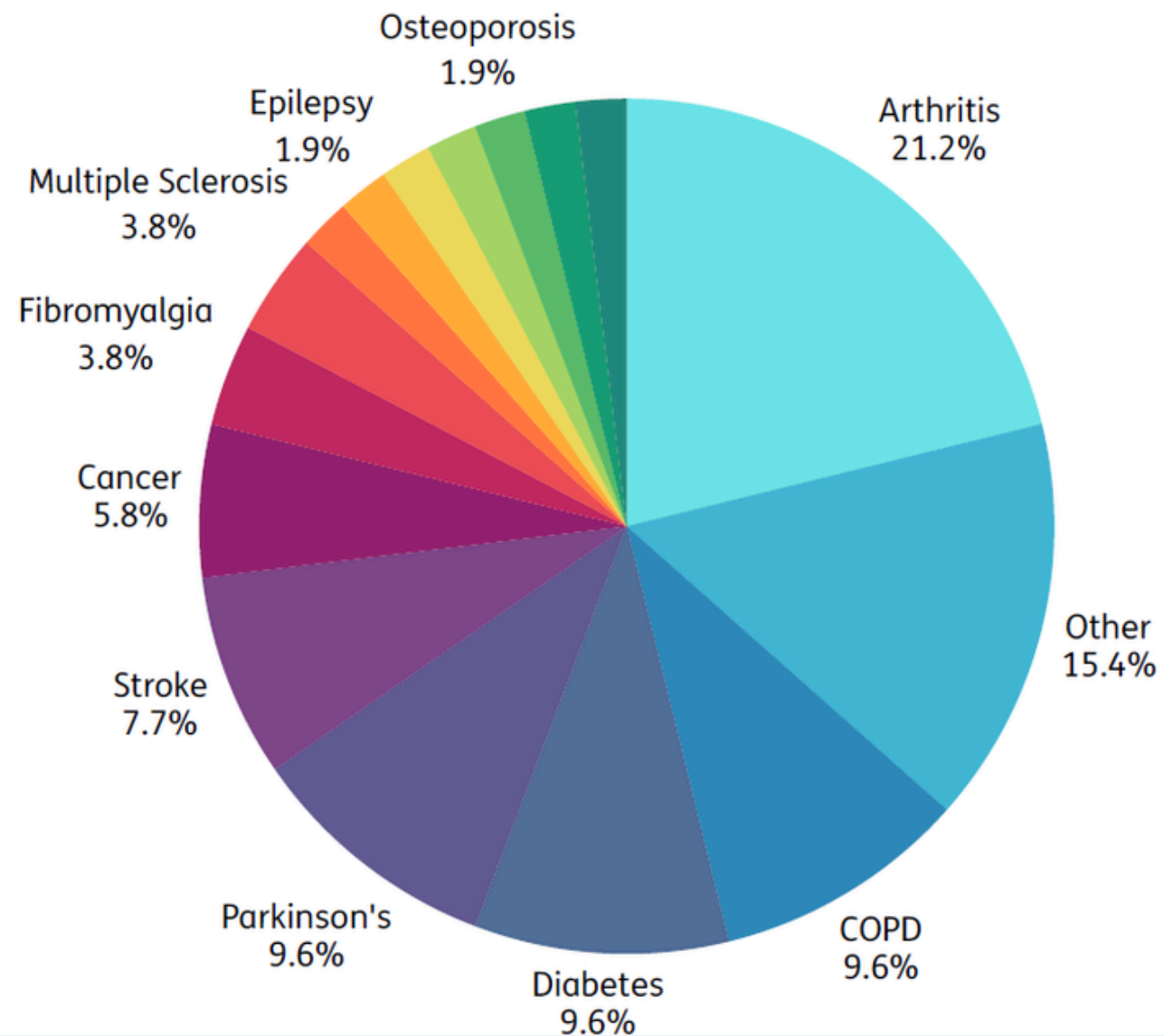


Clinical Indications

The **eFOLDi Navigator** is appropriate for individuals with a variety of health conditions and physical limitations. It is particularly beneficial for those experiencing fatigue, restricted mobility, or challenges in community access.

The chart opposite illustrates the primary conditions represented by current users of the eFOLDi Navigator. This data supports clinical relevance and can help guide appropriate referrals.

Breakdown of eFoldi Navigator users by condition



Client Suitability

Arthritis – Clients with joint pain, stiffness, or fatigue who can walk short distances but require powered support for longer outings or community access.

Stroke Survivors – Individuals with hemiplegia, limited coordination, or post-stroke fatigue who benefit from a stable, joystick-controlled solution for independent mobility.

Parkinson's Disease – Users experiencing freezing episodes, tremors, or gait instability who require a reliable chair to reduce falls risk and manage energy levels throughout the day.

Multiple Sclerosis (MS) – Clients with fluctuating mobility, heat sensitivity, or fatigue who need support with pacing, especially outdoors or during flare-ups.

Diabetes – Individuals with diabetic neuropathy or lower-limb complications that limit walking tolerance and require seated mobility.

Chronic Obstructive Pulmonary Disease (COPD) – People with shortness of breath on exertion, who benefit from a lightweight, portable option that conserves energy and prevents overexertion.

Amputees – Clients with lower-limb amputation who may use a prosthesis for short periods but require a powerchair for longer mobility with safety and comfort.

Cancer (affecting stamina or mobility) – Patients undergoing treatment or in recovery, who may experience fatigue, balance issues or reduced stamina, requiring a supportive, dignified solution for community engagement.

Dementia (early stage or mild cognitive impairment) – Individuals who can safely use a powered chair with guidance or supervision, particularly where physical mobility is intact but walking presents safety risks. [Driving Mobility](#) services across the UK can provide clinical assessments for mobility equipment use to ensure safe and appropriate prescription.

General Frailty or Multiple Co-morbidities – Older adults or those with complex needs who are still cognitively able but require a reliable, foldable powerchair to maintain independence and avoid carer strain.

Key Features of the eFOLDi Navigator:

- Lightweight quick-folding design for easy transport and storage
- Long-range battery suitable for full-day outings
- Easy to manoeuvre in both indoor and outdoor environments
- Adjustable seating and ergonomic comfort
- Magnesium alloy frame – lightweight yet durable
- Airline-compliant, lithium-ion battery
- Attendant control comes as standard
- Comfortable seating and adjustable armrests
- Compact dimensions suitable for indoor and outdoor use
- Designed with user input to address real-life mobility barriers



Product Comparisons



This section presents a comparison of the eFOLDi Navigator with other market-leading folding powerchairs. It supports clinical decision-making by identifying key performance and feature differences.*

Feature	eFOLDi Navigator	Monarch Ezi-Fold	KWK D09	Sunrise Quickie 50R Carbon	Motion Healthcare Photon
Weight without battery	12 kg	26 kg	23.5 kg	14.5 kg	17kg
Max User weight	120 kg	133 kg	180 kg	136 kg	150 kg
Range	8 miles	15 miles	15.5 miles	8 miles	12 miles
Top Speed	4 mph	4 mph	3.75	4 mph	4 mph
Attendant control	Yes	Optional	Optional	Optional	No
Frame Material	Magnesium alloy	Aluminium alloy	Aluminium alloy	Carbon fibre	Carbon fibre
Folded Dimensions (cm)	34 x 59 x 89	75 x 62 x 45	60 x 36 x 79	37 x 57 x 77	95 x 63 x 35
Battery type	Lithium-ion	Lithium-ion	Lithium-ion	Lithium-ion	Lithium-ion
Airline Approved	Yes	Yes	Yes	Yes	Yes
Warranty	7 years (battery) 2 years (frame)	1 year	1 year	2 years	2 years
Retail Price	£ 2,699	£ 1,795	£ 2,699	£ 3,850	£ 3,999



Clinical Justification & Reasoning



The **eFOLDi Navigator** is clinically justified for individuals who face limitations in mobility due to fatigue, reduced walking tolerance, neurological or musculoskeletal conditions, or safety concerns when mobilising outdoors. Occupational performance can be significantly improved through increased access to community, work, and social activities, with reduced reliance on carers or public transport. The Navigator supports a preventative approach by reducing falls risk, delaying functional decline, and enhancing emotional wellbeing.

From an occupational therapy perspective, the eFOLDi Navigator addresses:

- Environmental barriers such as inaccessible transport or community spaces
- Social isolation due to reduced physical access
- Risks of manual handling and falls for clients and carers
- Fatigue management by reducing exertion in daily mobility

Social and Emotional Impact of Personalised Powerchair Choice

The provision of a powered wheelchair is not solely a clinical decision, it is deeply personal. The emotional and psychosocial impact of mobility equipment cannot be overstated.

For many individuals, having a powerchair that aligns with their personal identity, lifestyle, and environment restores a sense of control, dignity, and freedom. Factors such as aesthetics, portability, and functionality all contribute to whether a chair feels empowering or limiting. A discreet, stylish, or lightweight model may enable someone to confidently engage in social situations, reduce the stigma often associated with disability, or simply allow them to maintain their self-image. When a powerchair matches the user's daily routines (whether that involves frequent travel, small living spaces, or varied terrain) it increases the likelihood of consistent use and long-term independence. Respecting and prioritising the individual's preferences and values during equipment selection enhances not only physical access but emotional well-being and social inclusion.

This perspective is supported by the Wheelchair Alliance's report, [The Value of a Wheelchair](#), which found that high-quality, personalised wheelchairs significantly improve users' independence, health, and social participation. The report highlights that appropriate wheelchair provision can lead to better work and education opportunities, improved mental health, and overall enhanced quality of life for users and their carers.



Functional & Occupational Outcomes:

The **eFOLDi Navigator** supports users in multiple areas of occupational engagement:


- Independence in community travel
- Social participation and leisure activities
- Access to work, healthcare, and family networks
- Reduction in need for support worker input
- Improved psychological wellbeing and confidence



Application examples

The following case studies provide examples of clients who have benefitted from the provision of the **eFOLDi Navigator**.

These case scenarios are based on real-world use and are intended to support clinical reasoning, goal setting, and communication with funders.



Helen Dolphin



James Melrose

Client Profile



Name: Helen Dolphin MBE

Disability: Quadruple Amputee (bilateral above-knee and bilateral hand amputations)

Mobility Equipment Use: 30+ years – includes prosthetics, manual and powered wheelchairs, folding scooters.

Occupation: Disability rights campaigner, transport consultant, public speaker.

Vehicle: Adapted SUV with hand controls.

Key Functional Needs: Long-distance travel, active social and professional life, minimal need for assistance.

Overview

Helen Dolphin MBE requires a mobility solution that accommodates a physically demanding condition while supporting a highly active, mobile lifestyle. The **eFoldi Navigator** folding powerchair provides a lightweight, reliable, and compact solution that enhances her independence, minimises environmental limitations, and supports her in continuing full engagement with both her professional and social life.



Clinical Justification for Prescribing the eFoldi Navigator

Physical Need:

- **Energy conservation & fatigue management:** As a quadruple amputee, Helen experiences fatigue with prolonged walking using prosthetics. The Navigator enables her to remain mobile without overexertion or compromising physical health.
- **Skin integrity & pressure relief:** The seat's comfort and support help reduce the risk of pressure injuries, especially important given the client's prosthetic use and daily hours of seated activity.
- **Manual handling reduction:** The lightweight folding design (approx. 15kg) eliminates the need for boot hoists or carers to lift heavy equipment – supporting independent transfers and loading.
- **Adaptability:** The joystick control works well with or without prosthetics, reducing the need for costly bespoke controls.

Environmental Justification:

- **Use in tight domestic environments:** Unlike NHS-prescribed power chairs, the Navigator fits through narrow doorways and small rooms (e.g., bathrooms), allowing safe and independent indoor mobility.
- **Transport compatibility:** Can be folded and lifted into a vehicle without modifications or WAVs. Equally suited for rail and air travel, used regularly by Helen for professional travel.
- **No structural adaptations required:** Where NHS power chairs might necessitate widened doors or internal layout changes (via DFG funding), the Navigator avoids this entirely.

Social/Emotional Factors:

- **Participation in work and leisure:** The Navigator empowers Helen to continue high levels of professional engagement (speaking, consulting, travel) and access social events independently.
- **Image and dignity:** Its sleek, modern design avoids the clinical look of traditional power chairs. This aligns with Helen's public-facing role and helps preserve a positive self-image.
- **Reduced social stigma:** Being able to lift, fold, and control the device independently helps preserve autonomy and prevents feelings of dependence or isolation.
- **Flexibility of choice:** Unlike rigid prescribing pathways, this product allows the user to match the equipment to their lifestyle rather than adjusting their lifestyle to fit the equipment.



Helen's Feedback:

"This was my first holiday where I've been able to take a powerchair with me as it can fold and fit easily into my car boot with all my luggage."



Financial Justification & Funding Pathways

Cost Efficiency vs Traditional Powerchairs

Product	Estimated Cost	Vehicle Required	Adaptations Needed
NHS Powerchair	£6,000 - £20,000	WAV or large estate	Door widening, boot hoists, ramps
eFOLDi Navigator	£2,699 RRP	Standard car	None

Funding Options...

Access to Work: Used successfully by Helen; ideal for professionals needing support with travel and work mobility.

Personal Wheelchair Budgets (PWB): Can provide partial or full funding when a more appropriate product is selected over standard NHS stock.

Disabled Facilities Grant (DFG): Potential to fund the product as part of an access-enabling package within the home, reducing the need for invasive adaptations.





Takeaways for Occupational Therapists & Case Managers

The **eFoldi Navigator** supports a holistic prescribing approach, considering clinical needs, lived experience, and environmental context.

It is especially suitable for clients with fluctuating or moderate mobility needs who require independence across multiple settings.

OTs should explore alternative prescribing models (PWB, Access to Work) to enable better product-user fit.

The Navigator promotes self-management, reduced carer reliance, and increased participation — key outcomes in both social care and health pathways.

Client Profile



Name: James Melrose

Disability: Secondary Progressive Multiple Sclerosis (SPMS)

Key Functional Needs: Independent participation in attending hospital appointments and visiting family.

Overview

James experiences significant fatigue, impaired coordination, and unsteady gait due to his condition, resulting in reduced endurance and an increased risk of falls. While he can manage short distances indoors with a walking stick, longer distances such as those involved in attending hospital appointments or visiting family pose a serious challenge.

Manual wheelchair use is not feasible due to his upper limb limitations, and family members struggle to provide physical assistance. James requires a powered mobility solution that will support safe, independent, and fatigue-free access to both essential and social activities.



Clinical Justification for Prescribing the eFoldi Navigator

Physical Need:

- Enables mobility over longer distances without triggering fatigue.
- Minimises falls risk associated with unsteady gait and impaired balance.
- Accommodates limited upper and lower limb coordination through intuitive joystick control.
- Provides sufficient postural support and comfort during extended use.
- Prevents physical deconditioning linked to reduced community engagement.

Environmental Justification:

- Lightweight, foldable design allows independent transport in a standard car boot—no need for vehicle adaptations.
- Compact frame and tight turning circle support safe navigation in confined spaces like hospital corridors or shops.
- Performs reliably on common terrains such as pavements and smooth outdoor surfaces.
- Air travel compatibility supports future holiday plans, broadening James's mobility and lifestyle options.
- Removable battery offers flexible charging, promoting ease of use and convenience in varying settings.

Social/Emotional Factors:

- Promotes independence, autonomy, and confidence in daily life.
- Reduces reliance on family for community access, improving relationships and quality of life.
- Supports emotional well-being by enabling participation in valued activities, including family visits and healthcare appointments.
- Mitigates risk of social isolation and related mental health concerns.

James' Feedback:

"Portability was an absolute key for me. I can lift it myself, and it folds into the car."



Financial Justification & Funding Pathways

Cost Efficiency vs Traditional Powerchairs

Product	Estimated Cost	Vehicle Required	Adaptations Needed
NHS Power Chair	£6,000-£20,000	WAV or large estate car	Door widening, ramps, boot hoists
eFOLDi Navigator	£2,500 - £3,000	Standard car	None

Funding Options...

Access to Work: Ideal for professionals needing support with travel and work mobility.

Personal Wheelchair Budgets (PWB): Can provide partial or full funding when a more appropriate product is selected over standard NHS stock.

Disabled Facilities Grant (DFG): Potential to fund the product as part of an access-enabling package within the home, reducing the need for invasive adaptations.



Takeaways for Occupational Therapists & Case Managers



- The **eFOLDi Navigator** enables a clinically grounded and person-centred prescribing approach, addressing both the functional limitations and lived experience of clients like James. With significant fatigue, impaired coordination, and a heightened falls risk, James benefits from a solution that promotes safe, independent mobility across essential and social settings.
- The Navigator is particularly suited to clients with neurological conditions causing fluctuating or moderate mobility challenges, where traditional manual wheelchairs or walking aids are no longer safe or sustainable.
- For individuals like James who retain some indoor mobility but struggle outdoors, the lightweight, portable design supports full community engagement without the burden of carer dependence or vehicle adaptation.
- OTs should consider alternative funding routes such as Personal Wheelchair Budgets (PWB) or Access to Work, especially where standard equipment does not meet the client's full functional profile.
- The Navigator facilitates self-management and autonomy, supporting key goals in both health and social care pathways, including falls prevention, emotional wellbeing, and access to meaningful activity.

Financial Impact, Justifications & Potential Savings Analysis



Provision of the eFOLDi Navigator may result in cost savings and reduced long-term expenditure:

- Reduced need for domiciliary or personal assistance services
- Avoidance of multiple equipment purchases (indoor & outdoor chairs)
- Reduced spend on community transport or ambulance services
- Support for return to work or continued employment (reduced benefit dependency)

Further detailed analysis can be developed based on individual care packages and typical mobility support costs.

Area of impact	Example scenario	Estimated annual saving
Reduced need for domiciliary or personal assistance services	Avoiding 5 hours / wk of care at £25 / hour	£ 6,500
Avoidance of multiple equipment purchases (indoor + outdoor chairs)	Replacing two chairs with Navigator (~ £ 4,000 total)	Up to £ 4,400
Reduced spend on community transport or ambulance services	Avoiding one monthly hospital trip via ambulance at £ 200	£ 2,400
Support for return to work or continued employment	Avoiding Universal Credit & Access to Work transport (~ £7,800)	£ 4,416 - £ 7,800


Legal Framework and Best Practice Guidance

This recommendation aligns with:

- The Care Act 2014 (Section 2: Preventing, reducing or delaying needs)
- Access to Work government grant scheme
- RCOT Professional Standards (2021)
- NICE Guidelines on Mobility and Independence Support

Potential Funding Routes:

- **Access to Work (DWP)** – Provides funding for equipment required to support individuals in paid employment. The eFOLDi Navigator can be justified as a “reasonable adjustment” under the Equality Act for those with mobility limitations affecting workplace access.
- **Local Authority Equipment and Social Care Budgets** – May be accessed through a needs-based assessment where the Navigator supports safe mobility, independence, or carer relief.
- **NHS Continuing Healthcare or Personal Health Budgets** – In cases of complex health needs, the Navigator may be considered as part of a broader care package to reduce risk and support independence.
- **Charitable Funding** – Organisations such as [Turn2Us](#), [Blesma](#), [Independence at Home](#), and regional mobility charities can provide grants. A strong clinical justification and a supporting letter from a therapist or case manager are often required.
- **Self-Funding** – For clients not eligible for statutory provision, self-funding remains an option. Occupational therapists can support by providing clinical assessments and product recommendations to guide appropriate purchase decisions. Crowdfunding platforms such as GoFundMe are increasingly used to help raise funds for essential mobility equipment.
- [Access Your Life](#) offers online resources and peer support for individuals setting up campaigns. Additionally, professionals like [Nicola Toner](#) regularly deliver workshops to help families and individuals learn how to fundraise effectively for specialist equipment through social media and crowdfunding platforms. Therapists can play a key role in signposting these opportunities and helping clients advocate for the right mobility solutions.



References & Justifications



References & Evidence Base:

- Reduction in Falls and Injury Risk – Folding powered wheelchairs reduce falls risk through safe, seated mobility over uneven terrain and longer distances. (Source: Bateni H, Maki BE. Archives of Physical Medicine and Rehabilitation, 2005)
- Energy Conservation and Fatigue Management – Folding powerchairs reduce energy expenditure for users with MS, COPD, or fatigue-related conditions. (Source: Tefertiller C et al., NeuroRehabilitation, 2008)
- Social Inclusion and Community Access – Increased participation and reduced isolation with compact powerchair use. (Source: Arthanat S et al., Disability and Rehabilitation: Assistive Technology, 2004)
- Emotional and Psychological Wellbeing – Personal mobility improves confidence and autonomy. (Source: Pettersson I et al., Disability & Rehabilitation, 2007)
- Early Intervention and Cost Avoidance – Helps delay institutional care and maintains independence. (Source: Smith EM et al., Archives of Physical Medicine and Rehabilitation, 2010)

Financial Justification Sources:

- Reduced Need for Domiciliary or Personal Assistance Services: LaingBuisson. (2023). UK Homecare and Supported Living Market Report. [<https://www.laingbuisson.com>] – Typical home care rates reported between £20–£30 per hour.
- Avoidance of Multiple Equipment Purchases:
- NHS Supply Chain Equipment Framework and local wheelchair service data.
- eFoldi Navigator product specification and comparative pricing: [<https://efoldi.com>].
- Reduced Spend on Community Transport or Ambulance Services: NHS England – Non-emergency patient transport service cost estimates: [<https://www.england.nhs.uk>].
- Parliamentary reports and local NHS Trust data indicate average per-trip ambulance transport costs of £150–£250.
- Support for Return to Work or Continued Employment: GOV.UK (2024/25).
- Universal Credit standard monthly allowance: £368/month = £4,416/year. [<https://www.gov.uk/universal-credit>]
- GOV.UK. Access to Work guidance and travel grants: [<https://www.gov.uk/access-to-work>].
- Travel support can reach £50–£150 per week depending on distance and accessibility.



Summary of Clinical Reasoning

The **eFOLDi Navigator** presents compelling clinical justification for occupational therapists, emphasizing enhanced user independence, safety, and improved quality of life. Its compact, folding design significantly reduces reliance on domiciliary care, minimizes the need for multiple mobility aids, and decreases expenditure on community transportation and ambulance services.

Clinically supported for various client conditions, the Navigator enables safe community integration, supports occupational engagement, including return to employment and promotes emotional and social well-being by offering clients greater autonomy and personal choice.

The Wheelchair Alliance research underscores the profound social-emotional impacts of tailored mobility solutions, affirming the Navigator's role in empowering individuals to achieve their mobility goals. [www.wheelchair-alliance.co.uk]

eFOLDi offer free home assessments to further evidence your clients' suitability, please contact us to book a joint home visit via our contact information on the next page.

eFOLDi ®

For wherever life takes you





eFOLDi ®

Get in touch to
arrange a **free**
joint assessment visit
with your client.



sales@efoldi.com



efoldi.com/healthcare-professionals



0800 915 7676