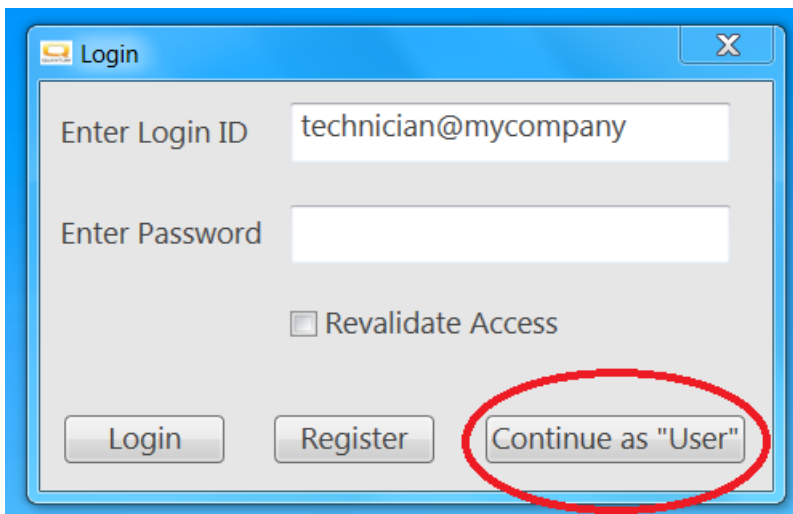


ECON-W Password Reset

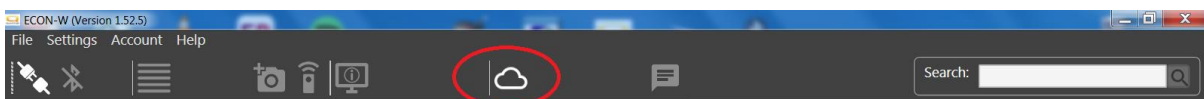
Open the ECON-W program



Click on the 'Continue as "User"' button

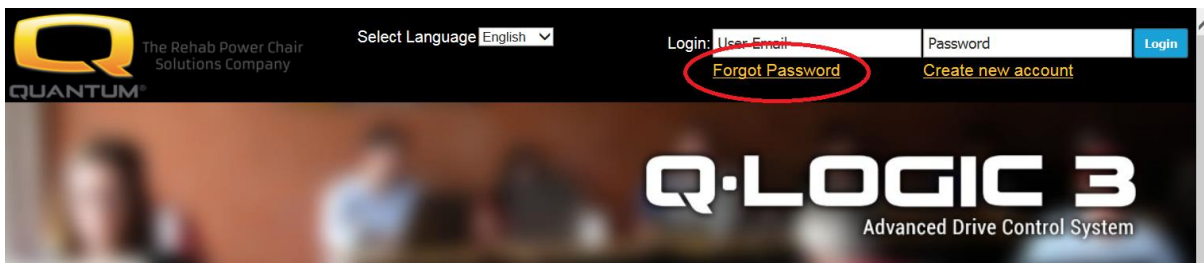


Once the application is open click on the Cloud Icon

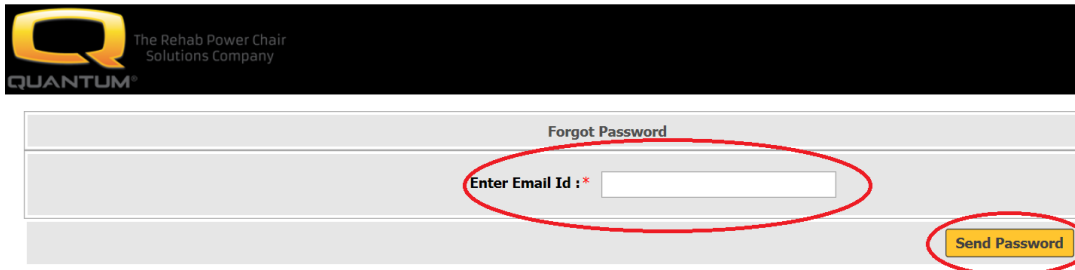


This will open the Q-LOGIC 3 web page

Click on the 'Forgot Password' link

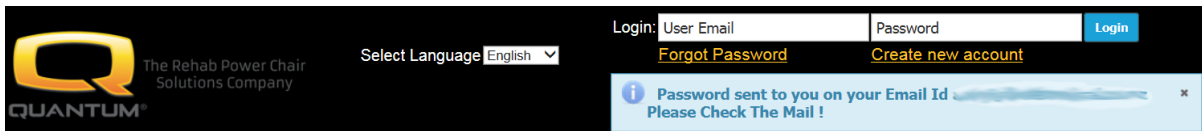


Enter your email address and click on the 'Send Password' button



The screenshot shows the 'Forgot Password' form. At the top left is the Quantum logo with the text 'The Rehab Power Chair Solutions Company'. The form title is 'Forgot Password'. Below the title is a text input field labeled 'Enter Email Id : *'. To the right of this field is a yellow button labeled 'Send Password'. Both the input field and the button are circled in red.

This will take you back to the Q-Logic 3 login page.



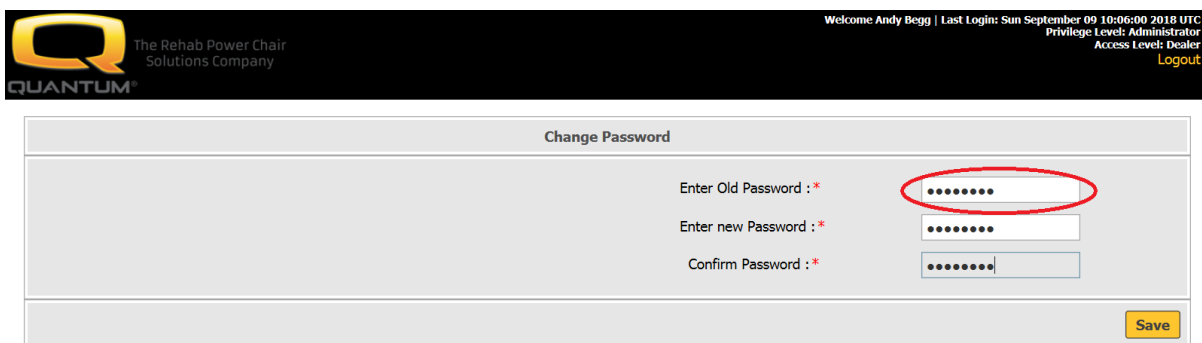
The screenshot shows the Q-Logic 3 login page. At the top left is the Quantum logo. In the center, there is a 'Select Language' dropdown menu set to 'English'. On the right, there are input fields for 'User Email' and 'Password', and a blue 'Login' button. Below these fields are links for 'Forgot Password' and 'Create new account'. A blue notification banner at the bottom reads: 'Password sent to you on your Email Id [redacted] Please Check The Mail !'.

Enter your email address and the password that has been sent to your email address (it can take up to 2 minutes for the email to arrive) then click 'Login'

You will then be prompted to change your password

The old password is the one that has been emailed to you that you entered on the previous page

Then enter your new password in the next 2 boxes and click 'Save'



The screenshot shows the 'Change Password' form. At the top left is the Quantum logo. On the right, there is a user status bar: 'Welcome Andy Begg | Last Login: Sun September 09 10:06:09 2018 UTC Privilege Level: Administrator Access Level: Dealer Logout'. The form title is 'Change Password'. Below the title are three input fields: 'Enter Old Password : *', 'Enter new Password : *', and 'Confirm Password : *'. The first field is circled in red. A yellow 'Save' button is located at the bottom right of the form.

You will then get the conformation page



The screenshot shows the password change confirmation page. At the top left is the Quantum logo. In the center, there is a red message: 'Password Changed Successfully...'. Below this message is a blue link: 'Go to Login Page'.

Now close the Q-LOGIC webpage and the ECON-W application. Restart the ECON-W application and log in with your email address and new password.