

Manual Front Riggings IPB

Catalog contains all manual (non-powered) front riggings and mounting options.

This Illustrated Parts Breakdown (IPB) Catalog has been compiled from the latest product information available at the time of publication. Quantum Rehab[®] / Pride Mobility Products[®] Corporation reserves the right to make changes and updates to this manual and to the product(s) it represents. Any changes, updates, or improvements to the product(s) may result in slight differences between this manual and the product that has been purchased.

An IPB is a graphically portrayed parts listing of product components which have been deemed to have serviceable, maintenance significance. When applicable, IPBs utilize “exploded” illustrations that detail serviceable components and a corresponding itemized parts list of reference numbers, part numbers, descriptions, quantities, and any applicable pricing. Most product components are incorporated into assemblies and may not be available for replacement.

Serviceable components will be noted by a callout in the illustration that will correspond to a alphanumeric reference number in the parts list. Items may also be listed in the parts list by parent assemblies. In most cases when a parent assembly is listed, there will be child parts or sub-assemblies listed under that parent.

For example: The parent assembly reference number is A1 — A5. That part contains all of the items listed as and contained within A1, A2, A3, A4, & A5. As long as these subcomponents have a callout associated with them, they can be selected for replacement or quote.

Updates to the contents of an IPB will be made on a regular basis based upon applicable product changes and enhancements. This PDF catalog has been export from the Provider based service site. The most up to date parts look up tool and ordering application is located at: prideprovider.com. Please utilize this system to enhance your user experience. It is built with highly interactive materials that are set with relational properties that will facilitate easier part look-up, more accurate parts selection, notification of onhand part availability, and quick links to related documents and products.

We welcome all questions and comments regarding the Quantum Rehab[®] / Pride Mobility Products[®] Corporation IPB systems.

Any pricing that is included in Quantum Rehab[®] /Pride Mobility Products[®] Corporation IPBs is subject to change without prior notice.

Thank you for choosing products from Quantum Rehab[®] and Pride Mobility Products[®] Corporation.



1. Legrest Hanger Assy's

1.1. TB3 Seating Legrest Hanger Assy's

Style #8 Swing-away Legrest Hangers - TB3 Seating	1
ELR Legrest Hangers - TB3 Seating	3
HD Drop-in Legrest Hangers - TB3 Seating	5

1.2. Synergy & TRU-Balance Seating Legrest Hanger Assy's

Legrest Hanger - Style #7 Swing-away & Style #12 ELR for Synergy & TRU-Balance Seating	7
Legrest Hanger - HD Drop-in for Synergy & TRU-Balance Seating	9
Legrest Hanger - Pediatric Drop-in for Synergy & TRU-Balance Seating	11
Legrest Hanger - Style #8 Swing-away's for Synergy & TRU-Balance Seating	12

1.3. TB Flex Seating

TB Flex Legrest Hangers	15
TB Flex Legrest Hangers Gen 2	17
Style #8 Swing-away Legrest Hangers - TB3 Seating	19
ELR Legrest Hangers - TB3 Seating	21
HD Drop-in Legrest Hangers - TB3 Seating	23

1.4. Universal Seat Frame Legrest Hanger Assy's

Legrest Hanger / Receiver - Style #7 SWA & Style #12 ELR, Universal Seat Frame	25
Legrest Hanger - Style #8 Swing-away for Universal Seat Frame	27

1.5. Clover Leaf Seat Frame Legrest Hanger Assy's

Legrest Hanger - Style #7 Swing-away & Style #12 ELR for Clover Leaf Seat Frame	29
Legrest Hanger - Style #8 Swing-away for Clover Leaf Seat Frame	31
Legrest Hanger Receiver - Bolt-on Weldment for Comfort Seat w/Clover Leaf Seat Frame	33

1.6. Jazzy Select & Jet Seat Frame Legrest Hanger Assy's

Legrest Hanger - Non-Friction Lock Jet & Select Series Seat Frames	35
--	----

1.7. Motion Concepts & Versa Seating Legrest Hanger Assy's

Legrest Hanger - Motion Concepts & Versa Seating	36
--	----

1.8. Versa Tilt Seat Frame Legrest Hanger Assy's

Legrest Hanger - Style #7 Swing-away & Style #12 ELR for Specialty Seat & Versa Tilt Seat Frame	39
---	----

1.9. Specialty Seating Legrest Hanger Assy's

Legrest Hanger - Style #7 Swing-away & Style #12 ELR for Specialty Seat & Versa Tilt Seat Frame	40
Legrest Hanger - Style #8 Swing-away for Specialty Seat	42

1.10. Square Seat Frame Legrest Hanger Assy's

Legrest Hanger - Style #7 Swing-away & Style #12 ELR for 1170XL w/Square H-Frame	45
Legrest Hanger - Style #8 Swing-away for 1170XL w/Square H-Frame	47
Legrest Hanger - Style #7 Swing-away & Style #12 ELR for Blast Series w/Square H-Frame	48

2. Swing-away Legrests

2.1. Style #8

2.1. Complete Assy's

70° Style #8 Swing-away w/7.25" x 6" Footplate	51
70° Style #8 Swing-away w/8.5" x 6" Footplate	53
80° Style #8 Swing-away w/8.5" x 6" Footplate	55

2.2. Uppers

60° - 90° Adjustable

60° - 90° Angle Adjustable Style #8 Swing-away Upper	57
60° - 90° Angle Adjustable Style #8 Swing-away Short Upper (Used with 11"-13" Lowers)	59
70° Fixed	
70° Style #8 Swing-away Straight Upper	61
70° Style #8 Swing-away Short Straight Upper	63
70° Style #8 Swing-away Tapered Upper	65
70° Style #8 Swing-away Short Tapered Upper	67
80° Fixed	
80° Style #8 Swing-away Straight Upper	69
80° Style #8 Swing-away Short Straight Upper	71
90° Pediatric	
90° Style #8 Swing-away Pediatric Upper	73
2.3. Standard Lowers and Foot Plates	
Standard Lower Extensions - Style #8 Swing-away	75
Standard Foot Plates - Style #8 Swing-away	77
2.4. Angle Adjustable Lowers and Foot Plates	
Lowers	
Angle Adjustable Lower Legrests, Large (Used with 6+ Inch Wide Footplates) - Style #8	79
Angle Adjustable Lower Legrests, Short (Used with 4 & 5 Inch Wide Footplates) - Style #8	81
Footplates	
Angle Adjustable Foot Plates, 4" x 6" - Style #8 Swing-away	83
Angle Adjustable Foot Plates, 5" x 6" - Style #8 Swing-away	85
Angle Adjustable Foot Plates, 5" x 8" - Style #8 Swing-away	87
Angle Adjustable Foot Plates, 6" x 8" - Style #8 Swing-away	89
Angle Adjustable Foot Plates, 6" x 11" - Style #8 Swing-away	91
Angle Adjustable Foot Plates, 8" x 11" - Style #8 Swing-away	94
2.5. Multi-axis Lowers and Foot Plates	
Style #8 Multi-axis Lower Legrests, Large (Used with 6+ Inch Wide Footplates)	97
Style #8 Multi-axis Lower Legrests, Short (Used with 4 & 5 Inch Wide Footplates)	99
Style #8 Multi-axis Foot Plates, 4" x 6"	101
Style #8 Multi-axis Foot Plates, 5" x 6"	103
Style #8 Multi-axis Foot Plates, 5" x 8"	105
Style #8 Multi-axis Foot Plates, 6" x 8"	107
Style #8 Multi-axis Foot Plates, 6" x 11"	109
Style #8 Multi-axis Foot Plates, 8" x 11"	111
2.6. Pediatric Lowers and Foot Plates	
Pediatric Lower Extensions - Style #8 Swing-away	113
Clamp-on Pediatric Multi-axis Lower Legrests	115
Style #8 Pediatric Foot Plates, 4" x 6"	116
Style #8 Pediatric Foot Plates, 5" x 6"	119
2.2. Style #7	
3.1. Complete Assy's	
70° Style #7 Swing-away w/7.25" x 6" Footplate	121
70° Style #7 Swing-away w/8.5" x 6" Footplate	123
80° Style #7 Swing-away w/7.25" x 6" Footplate	125
80° Style #7 Swing-away w/8.5" x 6" Footplate	127
3.2. Uppers	
70° Style #7 Swing-away Upper	129

80° Style #7 Swing-away Upper	131
-------------------------------------	-----

3.3. Standard Lowers and Foot Plates

Standard Chrome Lower Extensions - Style #7 Swing-away & Style #12 ELR	133
Standard Foot Plates - Style #7 Swing-away & Style #12 ELR	135

3.4. Angle Adjustable Lowers and Foot Plates

Lowers

Angle Adjustable Lower Legrests, Large (Used with 6+ Inch Wide Footplates) - Style #7 & #12	137
Angle Adjustable Lower Legrests, Short (Used with 4 & 5 Inch Wide Footplates) - Style #7 & #12	139

Footplates

Angle Adjustable Foot Plates, 5" x 6" - Style #7 Swing-away & Style #12 ELR	141
Angle Adjustable Foot Plates, 5" x 8" - Style #7 Swing-away & Style #12 ELR	143
Angle Adjustable Foot Plates, 6" x 8" - Style #7 Swing-away & Style #12 ELR	145
Angle Adjustable Foot Plates, 6" x 11" - Style #7 Swing-away & Style #12 ELR	147
Angle Adjustable Foot Plates, 8" x 11" - Style #7 Swing-away & Style #12 ELR	149

3.5. Pediatric Lowers and Foot Plates

Pediatric Angle Adjustable Foot Plates, 4" x 6" & 5" x 6" - Style #7 Swing-away & Style #12 ELR	151
Small Clamp-on Pediatric High Mount Angle Adjustable Foot Plate - Style #7 Swing-away & Style #12 ELR	153
Large Clamp-on Pediatric High Mount Angle Adjustable Foot Plate - Style #7 Swing-away & Style #12 ELR	154

3.6. Knee Adductor and Sleeve

Style #7 Swing-away Legrest Knee Adductor	156
Neoprene Footrest Sleeves, Pair	159

2.3. TB Flex Seating

TB Flex, Legrest Assembly - Swing Away	161
TB Flex, Legrest Assembly - Swing Away Gen2	163

3. Elevating Legrests

3.1. Style #12 and HD ELR's

Complete Assy's

Style #12 ELR w/7.25" x 6" Footplate	165
Style #12 ELR w/8.5" x 6" Footplate	167

Uppers

ELR Upper, 1-Hole Calf Pad - Style #12	169
ELR Upper, 3-Hole Calf Pad - Style #12	171
ELR Upper, 6-Hole Calf Pad - Style #12	173
Heavy Duty ELR Upper w/ Calf Pad	175

Standard Lowers and Foot Plates

Standard Chrome Lower Extensions - Style #7 Swing-away & Style #12 ELR	177
Standard Foot Plates - Style #7 Swing-away & Style #12 ELR	179

Angle Adjustable Lowers and Foot Plates

Lowers

Angle Adjustable Lower Legrests, Large (Used with 6+ Inch Wide Footplates) - Style #7 & #12	181
Angle Adjustable Lower Legrests, Short (Used with 4 & 5 Inch Wide Footplates) - Style #7 & #12	183

Footplates

Angle Adjustable Foot Plates, 5" x 6" - Style #7 Swing-away & Style #12 ELR	185
Angle Adjustable Foot Plates, 5" x 8" - Style #7 Swing-away & Style #12 ELR	187
Angle Adjustable Foot Plates, 6" x 8" - Style #7 Swing-away & Style #12 ELR	189

Angle Adjustable Foot Plates, 6" x 11" - Style #7 Swing-away & Style #12 ELR	191
Angle Adjustable Foot Plates, 8" x 11" - Style #7 Swing-away & Style #12 ELR	193

Pediatric Lowers and Foot Plates

Pediatric Angle Adjustable Foot Plates, 4" x 6" & 5" x 6" - Style #7 Swing-away & Style #12 ELR	195
Small Clamp-on Pediatric High Mount Angle Adjustable Foot Plate - Style #7 Swing-away & Style #12 ELR	197
Large Clamp-on Pediatric High Mount Angle Adjustable Foot Plate - Style #7 Swing-away & Style #12 ELR	198

Calf Pads and Adductor Button

Style #12 ELR Calf Pad Assy's, Standard	200
Style #12 ELR Calf Pad Assy's, 1 Hole Adjustment	203
Style #12 ELR Calf Pad Assy's, 3 Hole Adjustment	205
Style #12 ELR Calf Pad Assy's, 6 Hole Adjustment	207
Style #12 ELR Adductor Button	209

3.2. TB Flex Seating

TB Flex, Legrest Assembly - ELR	211
TB Flex, Legrest Assembly - Manual ELR	215
TB Flex, Legrest Assembly - Manual ELR, Gen2	219

4. Residual Limb Supports

ELR Residual Limb Supports	221
Style #12 ELRs w/Residual Limb Supports, Clover Leaf Seat	223
Style #12 ELRs w/Residual Limb Supports, Universal Seat	225

5. HD Drop-in Upper Legrests

5.1. Uppers

HD Drop-in 70° Upper Legrests	227
HD Drop-in 80° Upper Legrests	229

5.2. Angle Adjustable Lowers and Foot Plates

Angle Adjustable Lower Legrests, Large (Used with 6+ Inch Wide Footplates) - Style #7 & #12	231
Angle Adjustable Foot Plates, 6" x 8" - Style #7 Swing-away & Style #12 ELR	233
Angle Adjustable Foot Plates, 6" x 11" - Style #7 Swing-away & Style #12 ELR	235
Angle Adjustable Foot Plates, 8" x 11" - Style #7 Swing-away & Style #12 ELR	237

6. Center Mount Foot Platform Components

6.1. Center Mount Foot Platform Uppers & Complete Assy's

TB3 Seating

Center Mount Foot Platform - Complete Upper Assy's, TB3 & REAC	239
Center Mount Foot Platform - Standard (Version 1), TB3	241
Center Mount Foot Platform - Pediatric (Version 1), TB3	243

TB2 & Synergy Seating

Center Mount Foot Platform - Complete Upper Assy's, TB2 & Synergy	245
Center Mount Foot Platform - TB2 Upper Components & Width Adjustments	247
Center Mount Foot Platform - Complete Assy's w/Bariatric Foot Platforms	249

6.2. Center Mount Foot Platform Lowers & Footplates

Gen. 2 AFP and CMT Tapered Footplates	251
Gen. 2 AFP and CMT Tapered Footplates Extensions & Mats	253
Center Mount Foot Platform Lowers & Non-Tapered Footplates	257
Center Mount Foot Platform Non-Tapered Footplate Extension Brackets	259
AFP and Center Mount Preconfigured Footplates w/Extensions (4Front)	261
Stealth Footplate Covers, Gen 2. AFP & Center Mount	263

6.3. Center Mount Foot Platform Calf Pads & Calf Panels

Gen. 2 AFP & Center Mount Calf Pad & Calf Panel Covers	265
Gen. 2 Power AFP & Center Mount Foot Platform Calf Pads	267
Centermount Foot Platform Calf Panel	269

7. High Mount Foot Platform

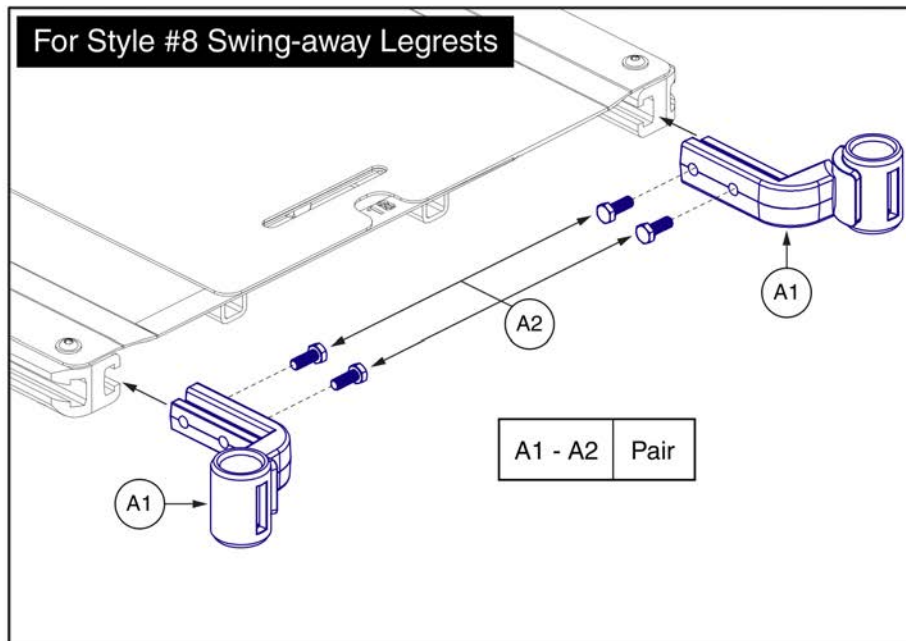
7.1. High Mount Foot Platform, Versa Seating

Versa Seating High Mount Foot Platform, 9.55" Plate	271
Versa Seating High Mount Foot Platform, 11.65" Plate	273

7.2. High Mount Foot Platform, Synergy Seating

Synergy Seating High Mount Foot Platform, Uppers	275
Synergy Seating High Mount Foot Platform, 10" - 14" Lowers w/Calf Pads	277
Synergy Seating High Mount Foot Platform, 14" - 20" Lowers w/Calf Pads	279
High Mount Foot Platform, Grid Style	281
High Mount Foot Platform, 6 Wheel Models	283
Appendix A:Pages Index	285
Appendix B:Parts Index	287

1.1. TB3 Seating Legrest Hanger Assy's



Item	Part No.	Name	Qty
A1 - A2	RIG136407	LEGREST HANGER,ASSY,S/A #8,TRU-BALANCE 3,PAIR	1
A1	MEC132306	LEGREST WELDMENT HANGER,S/A #8,LEFT/RIGHT,TRU-BALANCE 3	1
A2	SCRHHCS1322	SCREW, HEX HEAD, M8x1.25 x 25, ISO 4014, CL 10.9, BZ	4

1.1. TB3 Seating Legrest Hanger Assy's

Hangers and Hardware	Please Note:						
<p>For ELR Legrests (Updated Configuration)</p> <div style="margin-top: 10px;"> <table border="1" style="border-collapse: collapse; text-align: center;"> <caption>Hanger Assemblies (includes hardware B1 & C1)</caption> <tr> <td>A1a - A1b</td> <td>Pair</td> </tr> <tr> <td>A1a</td> <td>Right</td> </tr> <tr> <td>A1b</td> <td>Left</td> </tr> </table> <p>The hangers are only available as an assembly with the mounting hardware.</p> </div>	A1a - A1b	Pair	A1a	Right	A1b	Left	<ul style="list-style-type: none"> - The updated ELR hanger mounting hardware replaces the previous configuration shown below. - Visually inspect the unit prior to replacing any components. If the unit is equipped with the previous configuration, follow the Replacement and Installation steps as outlined. - The left and right hangers should always be installed in the same configuration. A mismatch of hardware and mounting should never occur. - The width adjustment brackets shown may differ in appearance between TB3 seating systems. <p style="color: red; font-weight: bold;">Contact Technical Service for more information .</p>
A1a - A1b	Pair						
A1a	Right						
A1b	Left						

Replacement and Installation

<p>Previous ELR Hanger Configuration</p> <p>Step 1: - Remove the legrest hangers.</p>	<p>Front Width Adjustment Hardware Removal</p> <p>Step 2: - Remove the front screws and t-nuts that hold the width adjustment brackets to the side rails.</p> <p style="color: red; font-size: small;">Note: Seat pan shown removed for illustration purposes only.</p>
---	---

<p>New Hardware Installation</p> <p>Step 3: - Insert the bolt (B1) through the width adjustment bracket and side rail, then thread it into the legrest hanger as shown. Torque to 20.3 N • m (15 ft • lb). - Insert and tighten the set screw (C1).</p> <p>Note: - If the width adjustment bracket and side rail do not line up properly, additional adjustments to the seating system may be needed to achieve proper alignment.</p> <p style="color: red; font-size: small;">Note: Seat pan shown removed for illustration purposes only.</p>	<p>Additional Information</p> <p>- The set screw and bolt mounting hole locations can be swapped to bring the hanger out an additional inch if needed.</p> <p style="text-align: center;">Mounting Hole Locations</p> <p style="text-align: center;">Set Screw</p> <p style="text-align: center;">1"</p>
---	---

ELR Legrest Hangers - TB3 Seating



Item	Part No.	Name	Qty
A1a - A1b	RIG142468	LEGREST HANGER,ASSY,ELR,TB3,SLOTTED,OFFSET,PAIR	1
A1a	RIG142470	LEGREST HANGER,ASSY,ELR,TB3,SLOTTED,OFFSET,RIGHT	1
A1b	RIG142469	LEGREST HANGER,ASSY,ELR,TB3,SLOTTED,OFFSET,LEFT	1
B1	SCRHHCS1116	SCREW,HHCS,BLACK ZINC,5/16-18 X 1.75",GRADE 5	1
C1	SCRSETS1064	SCREW,SET,BLACK ZINC,5/16-18 X 0.375",W/NYLON TIP	1

1.1. TB3 Seating Legrest Hanger Assy's

Hangers and Hardware	Please Note:						
<div style="display: flex; justify-content: space-between;"> <div style="width: 45%;"> <p>For HD Drop-in Legrests (Updated Configuration)</p> </div> <div style="width: 45%; border: 1px solid black; padding: 5px;"> <p>Hanger Assemblies (includes hardware B1 & C1)</p> <table border="1" style="width: 100%; border-collapse: collapse; text-align: center;"> <tr> <td>A1a - A1b</td> <td>Pair</td> </tr> <tr> <td>A1a</td> <td>Right</td> </tr> <tr> <td>A1b</td> <td>Left</td> </tr> </table> <p>The hangers are only available as an assembly with the mounting hardware.</p> </div> </div>	A1a - A1b	Pair	A1a	Right	A1b	Left	<ul style="list-style-type: none"> - The updated Drop-in hanger mounting hardware replaces the previous configuration shown below. - Visually inspect the unit prior to replacing any components. If the unit is equipped with the previous configuration, follow the Replacement and Installation steps as outlined. - The left and right hangers should always be installed in the same configuration. A mismatch of hardware and mounting should never occur. - The width adjustment brackets shown may differ in appearance between TB3 seating systems. <p style="color: red; font-weight: bold;">Contact Technical Service for more information .</p>
A1a - A1b	Pair						
A1a	Right						
A1b	Left						

Replacement and Installation

<p>Previous HD Drop-in Hanger Configuration</p> <p>Step 1: - Remove the legrest hangers.</p>	<p>Front Width Adjustment Hardware Removal</p> <p>Step 2: - Remove the front screws and t-nuts that hold the width adjustment brackets to the side rails.</p> <p style="color: red; font-size: small;">Note: Seat pan shown removed for illustration purposes only.</p>
--	---

<p>New Hardware Installation</p> <p>Step 3: - Insert the bolt (B1) through the width adjustment bracket and side rail, then thread it into the legrest hanger as shown. Torque to 20.3 N • m (15 ft • lb). - Insert and tighten the set screw (C1).</p> <p>Note: - If the width adjustment bracket and side rail do not line up properly, additional adjustments to the seating system may be needed to achieve proper alignment.</p> <p style="color: red; font-size: small;">Note: Seat pan shown removed for illustration purposes only.</p>	<p>Additional Information</p> <ul style="list-style-type: none"> - The set screw and bolt mounting hole locations can be swapped to bring the hanger out an additional inch if needed.
---	--

HD Drop-in Legrest Hangers - TB3 Seating



Item	Part No.	Name	Qty
A1a - A1b	RIG1704788	LEGREST HANGER,ASSY,DROP-IN,TB3,SLOTTED,OFFSET,PAIR	1
A1a	RIG1704790	LEGREST HANGER,ASSY,DROP-IN,TB3,SLOTTED,OFFSET,RIGHT	1
A1b	RIG1704789	LEGREST HANGER,ASSY,DROP-IN,TB3,SLOTTED,OFFSET,LEFT	1
B1	SCRHHCS1116	SCREW,HHCS,BLACK ZINC,5/16-18 X 1.75",GRADE 5	1
C1	SCRSETS1064	SCREW,SET,BLACK ZINC,5/16-18 X 0.375",W/NYLON TIP	1

1.2. Synergy & TRU-Balance Seating Legrest Hanger Assy's

Right, Offset Slotted Taper Pin, Synergy Seating

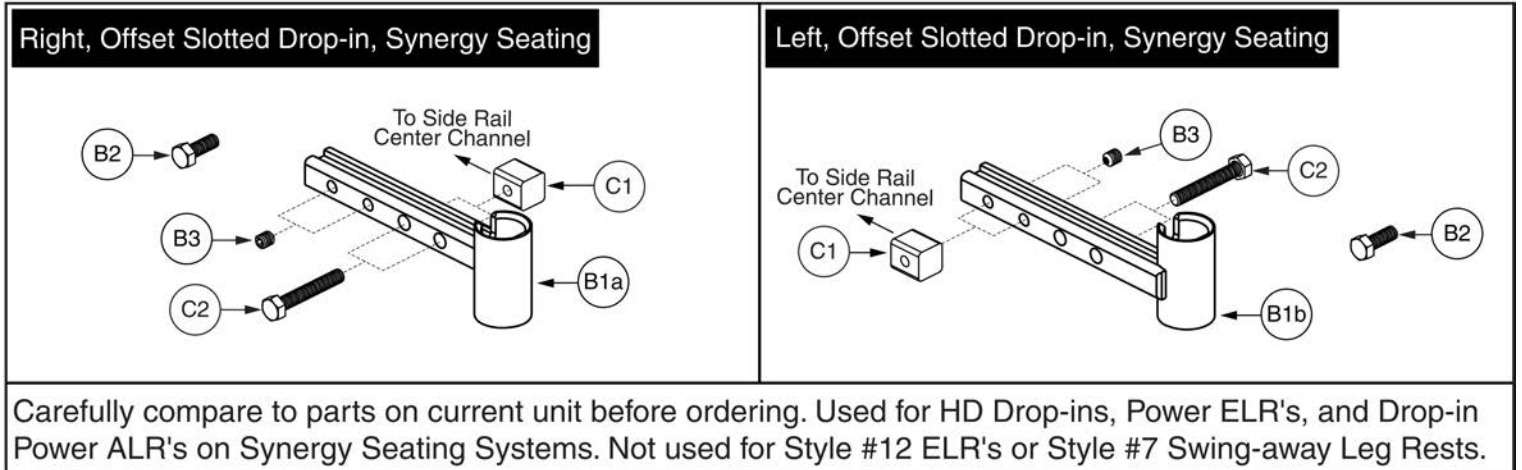
Assemblies	
A1 - A5	Pair
A1a - A5	Right
A1b - A5	Left

Left, Offset Slotted Taper Pin, Synergy Seating

Carefully compare to parts on current unit before ordering. Used for Style #12 ELR's and Style #7 Swing-away Leg Rests on Synergy Seating Systems.

Item	Part No.	Name	Qty
A1 - A5	FRMASMB5258	LEGREST HANGER,ASSY,ELR/SA TAPER PIN,SYNERGY,SLOTTED,OFFSET,PAIR	1
A1a - A5	FRMASMB5254	LEGREST HANGER,ASSY,ELR & S/A TAPER PIN,SYNERGY,SLOTTED,OFFSET,RIGHT,C-1360-084	1
A1a		LEGREST HANGER WELDMENT,TAPER PIN,SLOTTED,OFFSET,RIGHT	1
A1b - A5	FRMASMB5255	LEGREST HANGER,ASSY,ELR & S/A TAPER PIN,SYNERGY,SLOTTED,OFFSET,LEFT,C-1360-085	1
A1b		LEGREST HANGER WELDMENT,TAPER PIN,SLOTTED,OFFSET,LEFT	1
A2	SCRHHCS1256	SCREW,HHCS,BLACK ZINC,5/16-18 X 0.625",GR 8,W/PATCH	1
A3	SCRSETS1064	SCREW,SET,BLACK ZINC,5/16-18 X 0.375",W/NYLON TIP	1
A4	DWR1005B180	NUT,MIDDLE CHANNEL,5/16-18,B-1005-180	1
A5	SCRHHCS1478	SCREW, HHCS,BLACK ZINC,5/16-18 X 2.00",GR 8,W/PATCH	1

1.2. Synergy & TRU-Balance Seating Legrest Hanger Assy's



Item	Part No.	Name	Qty
B1 - C2	FRMASMB5257	LEGREST HANGER,ASSY,DROPIN,SYNERGY,SLOTTED,OFFSET,PAIR	1
B1a - B3	FRMASMB5252	LEGREST HANGER,ASSY,DROPIN,SYNERGY,SLOTTER,OFFSET,RIGHT,C-1360-082	1
B1b - B3	FRMASMB5253	LEGREST HANGER,ASSY,DROPIN,SYNERGY,SLOTTED,OFFSET,LEFT,C-1360-083	1
B1a		LEGREST HANGER WELDMENT,HD DROPIN,SLOTTED,OFFSET,RIGHT,SYNERGY SEAT,C-1360-056	1
B1b		LEGREST HANGER WELDMENT,HD DROPIN,SLOTTED,OFFSET,LEFT,SYNERGY SEAT,C-1360-057	1
B2	SCRHHCS1256	SCREW,HHCS,BLACK ZINC,5/16-18 X 0.625",GR 8,W/PATCH	1
B3	SCRSETS1064	SCREW,SET,BLACK ZINC,5/16-18 X 0.375",W/NYLON TIP	1
C1	DWR1005B180	NUT,MIDDLE CHANNEL,5/16-18,B-1005-180	2
C2	SCRHHCS1478	SCREW, HHCS,BLACK ZINC,5/16-18 X 2.00",GR 8,W/PATCH	2

1.2. Synergy & TRU-Balance Seating Legrest Hanger Assy's

Right/Left, Pediatric Drop-in, Synergy Seating

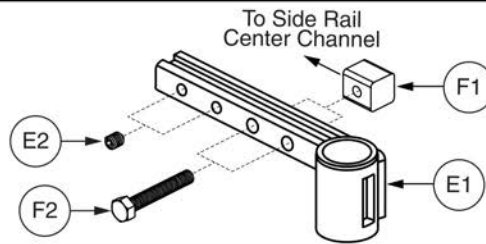


Carefully compare to parts on current unit before ordering. Used for Pediatric Drop-ins on Synergy Seating Systems. Not used for Style #12 ELR's or Style #7 Swing-away Leg Rests.

This page intentionally left blank

1.2. Synergy & TRU-Balance Seating Legrest Hanger Assy's

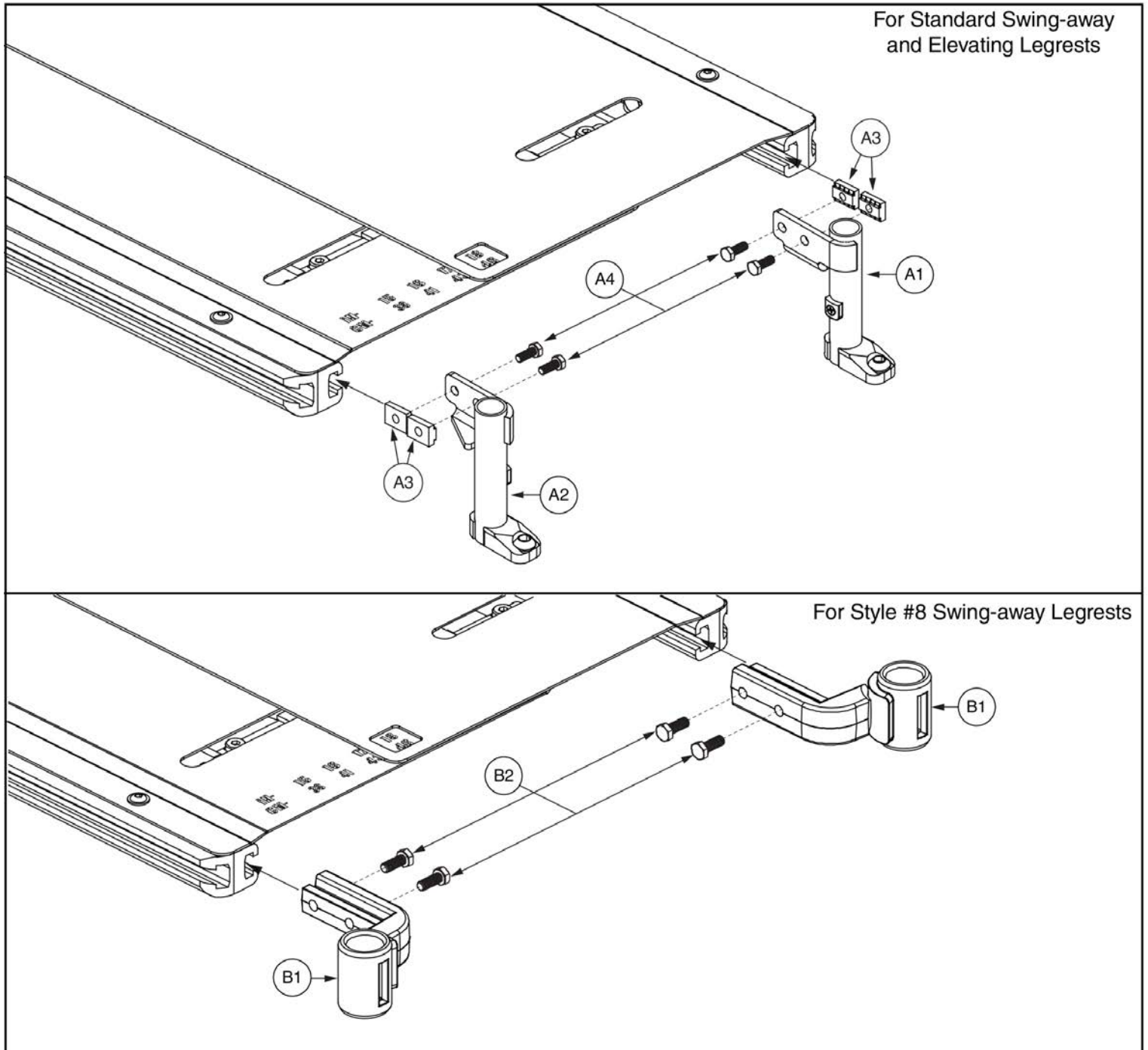
E1 - F2 Right/Left, Style #8 Swing-away, Pediatric Tilt and Swing-away Power ALRs



Carefully compare to parts on current unit before ordering. Used with Style #8 Swing-away Leg Rests on Pediatric Synergy Tilt and Swing-away Power ALR's on Synergy Seating Systems.

Item	Part No.	Name	Qty
E1 - F2	FRMASMB9972	LEGREST HANGER,ASSY,S/A #8,SYNERGY,SLOTTED,OFFSET,LEFT/RIGHT,PAIR	1
E1 - E2	FRMASMB9973	LEGREST HANGER,ASSY,S/A #8,SYNERGY,SLOTTED,OFFSET,LEFT/RIGHT,C-1010-280	2
E1	DWR1010D299	LEGREST HANGER WELDMENT,S/A #8,LEFT/RIGHT,D-1010-299	1
E2	SCRSETS1121	SCREW,SET,BLACK ZINC,5/16-18 X .375",CUP POINT,W/PATCH	1
F1	DWR1005B180	NUT,MIDDLE CHANNEL,5/16-18,B-1005-180	2
F2	SCRHHCS1478	SCREW, HHCS,BLACK ZINC,5/16-18 X 2.00",GR 8,W/PATCH	2

1.3. TB Flex Seating

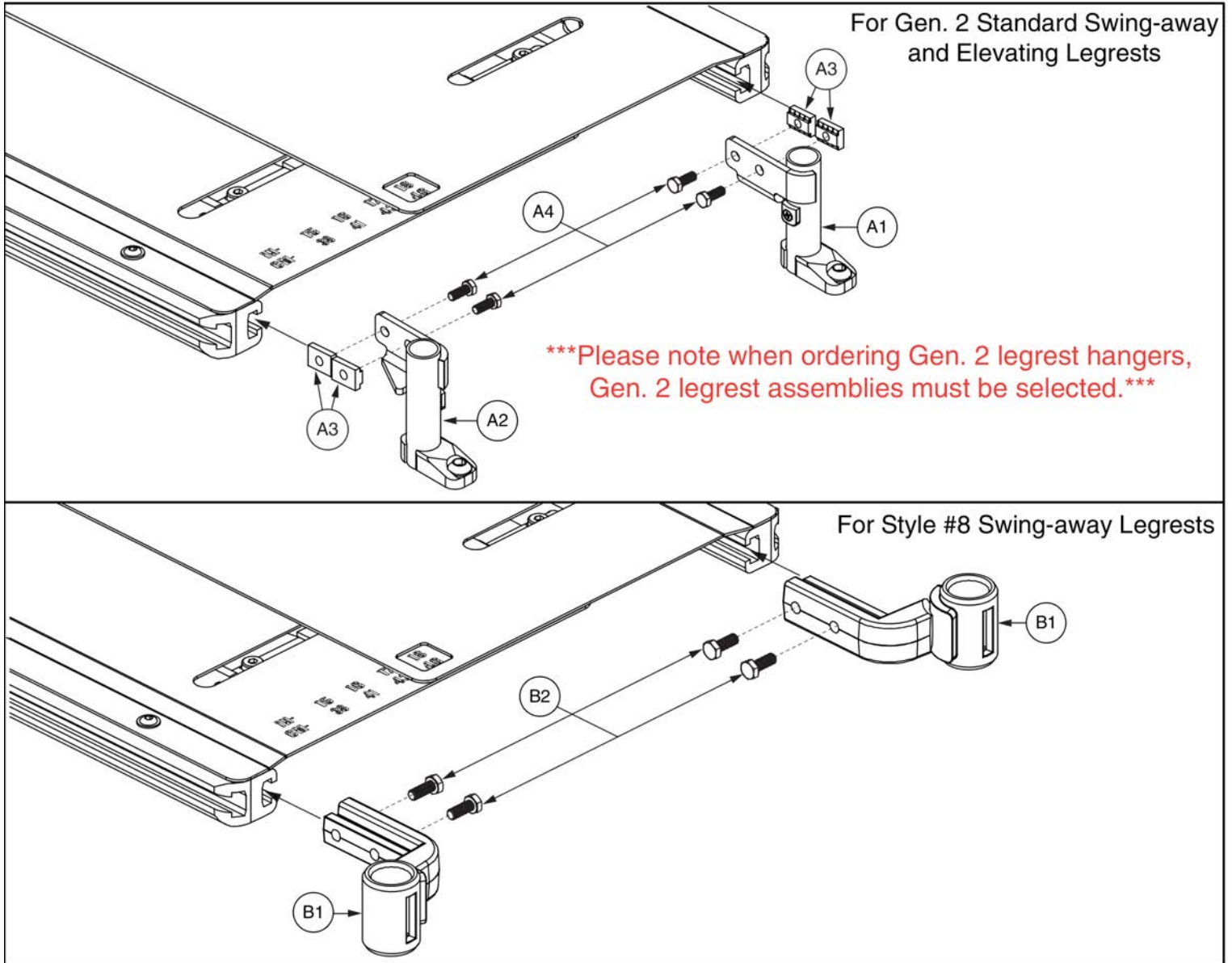


TB Flex Legrest Hangers



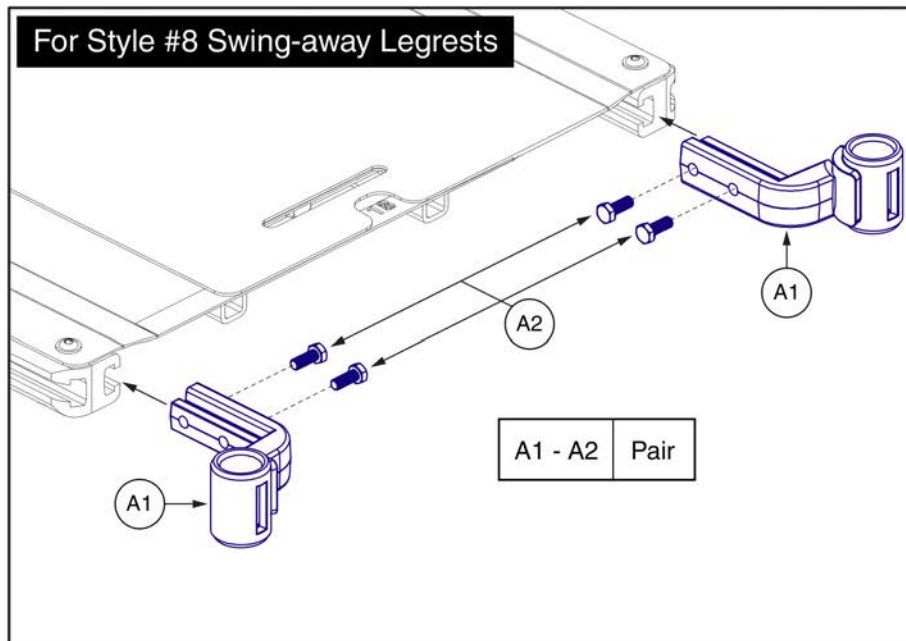
Item	Part No.	Name	Qty
A1 - A4	RIG150610	LEGREST HANGER,ASSY,POWER ELR,TRU-BALANCE 3,SLOTTED,OFFSET,PAIR	1
A1	MEC148422	LEGREST HANGER,POWER ELR,TRU-BALANCE 3,LEFT	1
A2	MEC148423	LEGREST HANGER,POWER ELR,TRU-BALANCE 3,RIGHT	1
A3	NUT8120005	NUT,T-SLOT,BLACK,M8-1.25	4
A4	SCRHHCS1412	SCREW, HEX HEAD, M8X1.25 X 16, ISO 4014, CL 10.9, BZ, PVTP	4
B1 - B2	RIG136407	LEGREST HANGER,ASSY,S/A #8,TRU-BALANCE 3,PAIR	1
B1	MEC132306	LEGREST WELDMENT HANGER,S/A #8,LEFT/RIGHT,TRU-BALANCE 3	2
B2	SCRHHCS1322	SCREW, HEX HEAD, M8x1.25 x 25, ISO 4014, CL 10.9, BZ	4

1.3. TB Flex Seating



Item	Part No.	Name	Qty
A1 - A4	RIG1702200	GEN2 LEGREST HANGER,ASSY,POWER ELR,TRU-BALANCE 3,SLOTTED,OFFSET,PAIR	1
A1	MEC155441	GEN2 LEGREST HANGER,POWER ELR,TRU-BALANCE 3,LEFT	1
A2	MEC155442	GEN2 LEGREST HANGER,POWER ELR,TRU-BALANCE 3,RIGHT	1
A3	NUT8120005	NUT,T-SLOT,BLACK,M8-1.25	4
A4	SCRHHCS1412	SCREW, HEX HEAD, M8X1.25 X 16, ISO 4014, CL 10.9, BZ, PVTP	4
B1 - B2	RIG136407	LEGREST HANGER,ASSY,S/A #8,TRU-BALANCE 3,PAIR	1
B1	MEC132306	LEGREST WELDMENT HANGER,S/A #8,LEFT/RIGHT,TRU-BALANCE 3	2
B2	SCRHHCS1322	SCREW, HEX HEAD, M8x1.25 x 25, ISO 4014, CL 10.9, BZ	4

1.3. TB Flex Seating



Item	Part No.	Name	Qty
A1 - A2	RIG136407	LEGREST HANGER,ASSY,S/A #8,TRU-BALANCE 3,PAIR	1
A1	MEC132306	LEGREST WELDMENT HANGER,S/A #8,LEFT/RIGHT,TRU-BALANCE 3	1
A2	SCRHHCS1322	SCREW, HEX HEAD, M8x1.25 x 25, ISO 4014, CL 10.9, BZ	4

1.3. TB Flex Seating

Hangers and Hardware	Please Note:						
<p>For ELR Legrests (Updated Configuration)</p> <div style="margin-top: 10px;"> <table border="1" style="border-collapse: collapse; text-align: center;"> <caption>Hanger Assemblies (includes hardware B1 & C1)</caption> <tr> <td>A1a - A1b</td> <td>Pair</td> </tr> <tr> <td>A1a</td> <td>Right</td> </tr> <tr> <td>A1b</td> <td>Left</td> </tr> </table> <p>The hangers are only available as an assembly with the mounting hardware.</p> </div>	A1a - A1b	Pair	A1a	Right	A1b	Left	<ul style="list-style-type: none"> - The updated ELR hanger mounting hardware replaces the previous configuration shown below. - Visually inspect the unit prior to replacing any components. If the unit is equipped with the previous configuration, follow the Replacement and Installation steps as outlined. - The left and right hangers should always be installed in the same configuration. A mismatch of hardware and mounting should never occur. - The width adjustment brackets shown may differ in appearance between TB3 seating systems. <p style="color: red; font-weight: bold;">Contact Technical Service for more information .</p>
A1a - A1b	Pair						
A1a	Right						
A1b	Left						

Replacement and Installation

<p>Previous ELR Hanger Configuration</p> <p>Step 1: - Remove the legrest hangers.</p>	<p>Front Width Adjustment Hardware Removal</p> <p>Step 2: - Remove the front screws and t-nuts that hold the width adjustment brackets to the side rails.</p> <p style="color: red; font-size: small;">Note: Seat pan shown removed for illustration purposes only.</p>
---	---

<p>New Hardware Installation</p> <p>Step 3: - Insert the bolt (B1) through the width adjustment bracket and side rail, then thread it into the legrest hanger as shown. Torque to 20.3 N • m (15 ft • lb). - Insert and tighten the set screw (C1).</p> <p>Note: - If the width adjustment bracket and side rail do not line up properly, additional adjustments to the seating system may be needed to achieve proper alignment.</p> <p style="color: red; font-size: small;">Note: Seat pan shown removed for illustration purposes only.</p>	<p>Additional Information</p> <p>- The set screw and bolt mounting hole locations can be swapped to bring the hanger out an additional inch if needed.</p> <p style="text-align: center;">Mounting Hole Locations Set Screw 1"</p>
---	---

ELR Legrest Hangers - TB3 Seating



Item	Part No.	Name	Qty
A1a - A1b	RIG142468	LEGREST HANGER,ASSY,ELR,TB3,SLOTTED,OFFSET,PAIR	1
A1a	RIG142470	LEGREST HANGER,ASSY,ELR,TB3,SLOTTED,OFFSET,RIGHT	1
A1b	RIG142469	LEGREST HANGER,ASSY,ELR,TB3,SLOTTED,OFFSET,LEFT	1
B1	SCRHHCS1116	SCREW,HHCS,BLACK ZINC,5/16-18 X 1.75",GRADE 5	1
C1	SCRSETS1064	SCREW,SET,BLACK ZINC,5/16-18 X 0.375",W/NYLON TIP	1

1.3. TB Flex Seating

Hangers and Hardware	Please Note:						
<div style="display: flex; justify-content: space-between;"> <div style="width: 45%;"> <p>For HD Drop-in Legrests (Updated Configuration)</p> </div> <div style="width: 45%; border: 1px solid black; padding: 5px;"> <p>Hanger Assemblies (includes hardware B1 & C1)</p> <table border="1" style="width: 100%; border-collapse: collapse; text-align: center;"> <tr> <td>A1a - A1b</td> <td>Pair</td> </tr> <tr> <td>A1a</td> <td>Right</td> </tr> <tr> <td>A1b</td> <td>Left</td> </tr> </table> <p>The hangers are only available as an assembly with the mounting hardware.</p> </div> </div>	A1a - A1b	Pair	A1a	Right	A1b	Left	<ul style="list-style-type: none"> - The updated Drop-in hanger mounting hardware replaces the previous configuration shown below. - Visually inspect the unit prior to replacing any components. If the unit is equipped with the previous configuration, follow the Replacement and Installation steps as outlined. - The left and right hangers should always be installed in the same configuration. A mismatch of hardware and mounting should never occur. - The width adjustment brackets shown may differ in appearance between TB3 seating systems. <p style="color: red; font-weight: bold;">Contact Technical Service for more information .</p>
A1a - A1b	Pair						
A1a	Right						
A1b	Left						

Replacement and Installation

<p>Previous HD Drop-in Hanger Configuration</p> <p>Step 1: - Remove the legrest hangers.</p>	<p>Front Width Adjustment Hardware Removal</p> <p>Step 2: - Remove the front screws and t-nuts that hold the width adjustment brackets to the side rails.</p> <p style="color: red; font-size: small;">Note: Seat pan shown removed for illustration purposes only.</p>
--	---

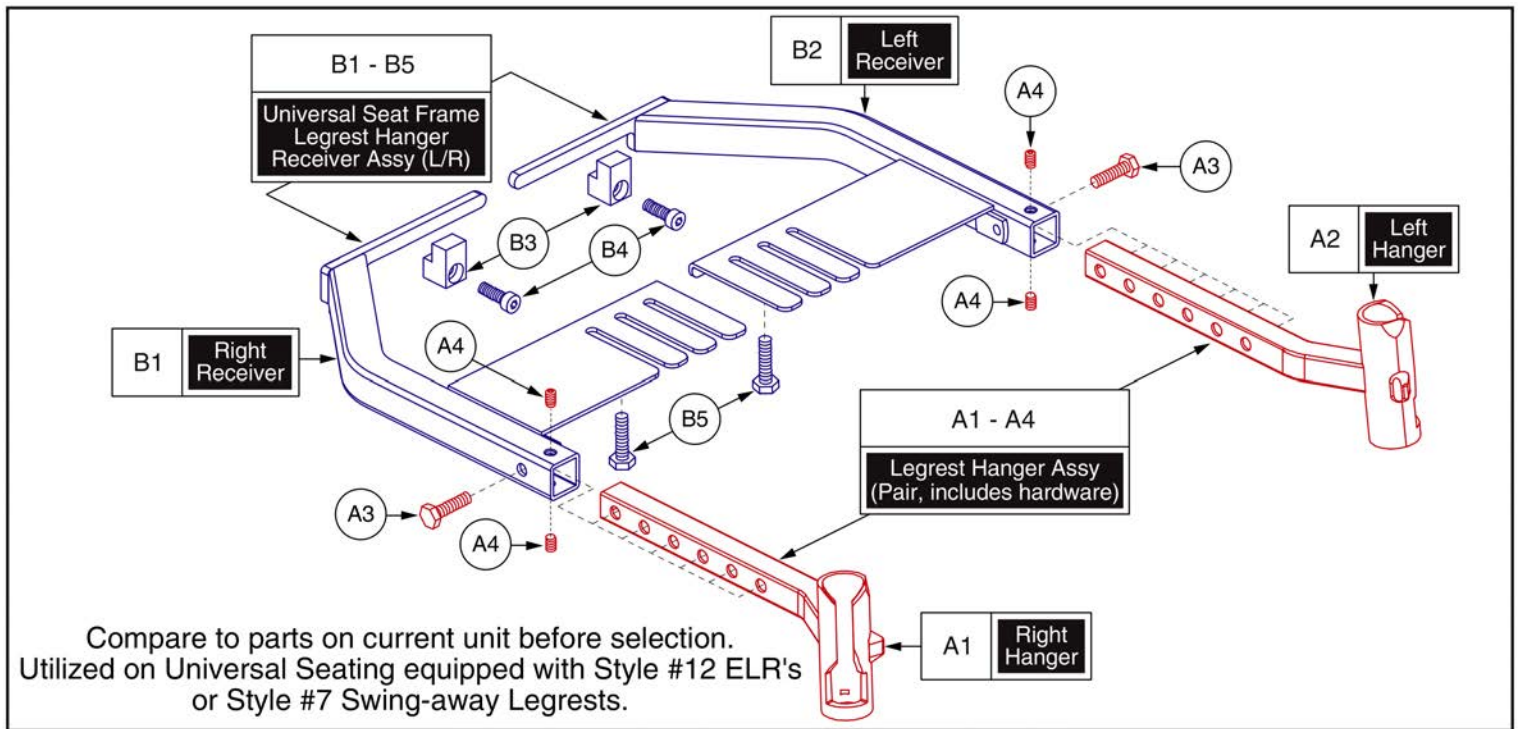
<p>New Hardware Installation</p> <p>Step 3: - Insert the bolt (B1) through the width adjustment bracket and side rail, then thread it into the legrest hanger as shown. Torque to 20.3 N • m (15 ft • lb). - Insert and tighten the set screw (C1).</p> <p>Note: - If the width adjustment bracket and side rail do not line up properly, additional adjustments to the seating system may be needed to achieve proper alignment.</p> <p style="color: red; font-size: small;">Note: Seat pan shown removed for illustration purposes only.</p>	<p>Additional Information</p> <ul style="list-style-type: none"> - The set screw and bolt mounting hole locations can be swapped to bring the hanger out an additional inch if needed.
---	--

HD Drop-in Legrest Hangers - TB3 Seating



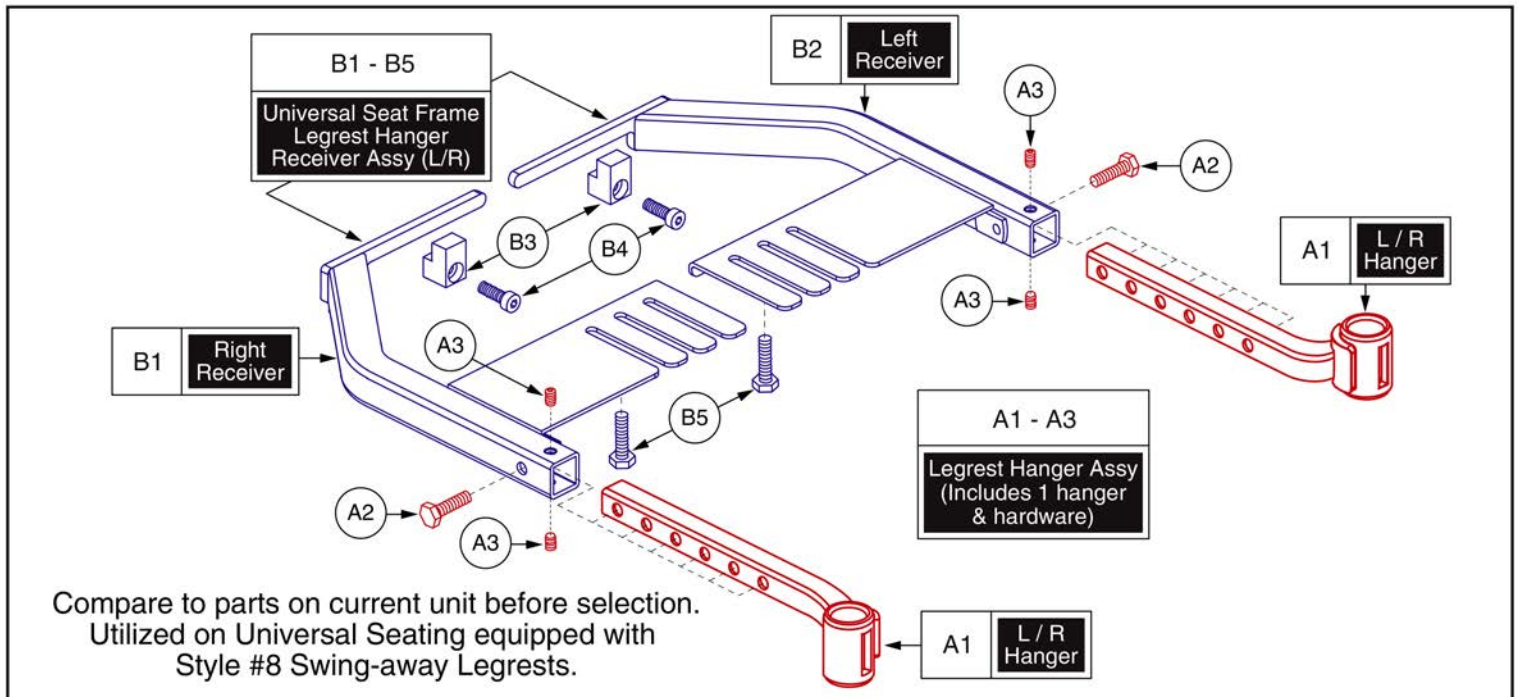
Item	Part No.	Name	Qty
A1a - A1b	RIG1704788	LEGREST HANGER,ASSY,DROP-IN,TB3,SLOTTED,OFFSET,PAIR	1
A1a	RIG1704790	LEGREST HANGER,ASSY,DROP-IN,TB3,SLOTTED,OFFSET,RIGHT	1
A1b	RIG1704789	LEGREST HANGER,ASSY,DROP-IN,TB3,SLOTTED,OFFSET,LEFT	1
B1	SCRHHCS1116	SCREW,HHCS,BLACK ZINC,5/16-18 X 1.75",GRADE 5	1
C1	SCRSETS1064	SCREW,SET,BLACK ZINC,5/16-18 X 0.375",W/NYLON TIP	1

1.4. Universal Seat Frame Legrest Hanger Assy's



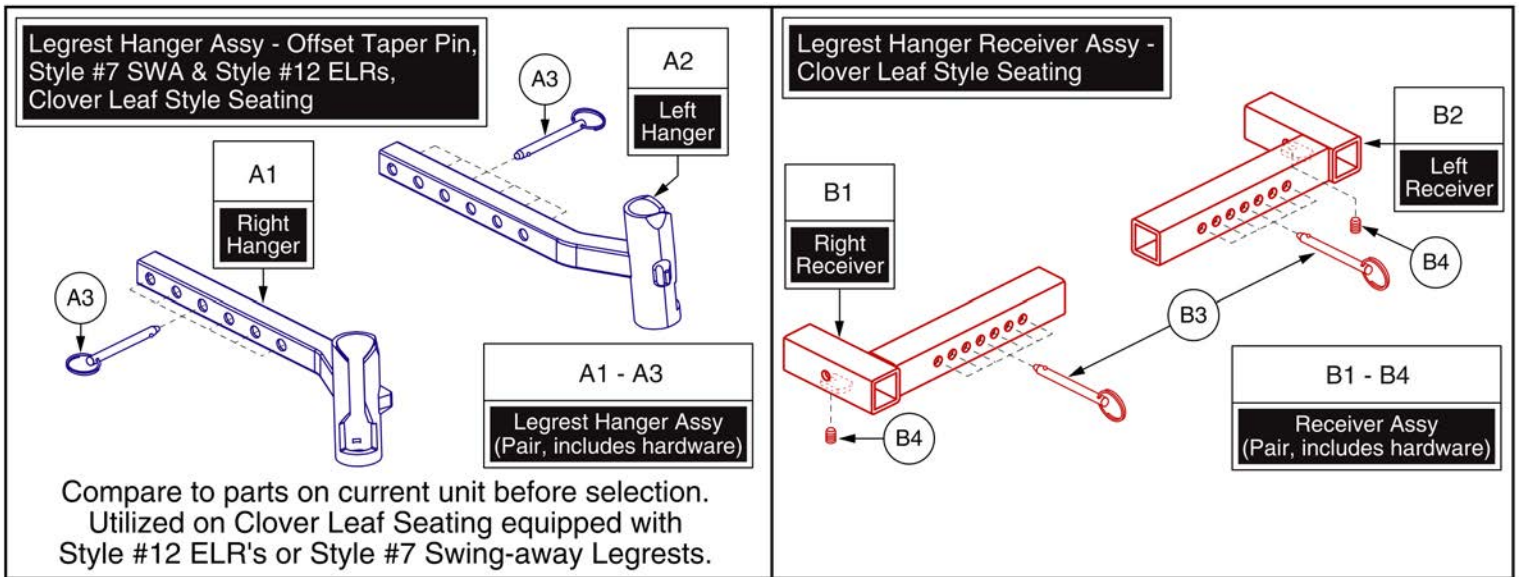
Item	Part No.	Name	Qty
A1 - A4	FRMASMB6363	LEGREST HANGER,ASSY,TAPER PIN,UNIVERSAL SEAT FRAME,W/HARDWARE,PAIR	1
A1	DWR1000E141	LEGREST HANGER WELDMENT,TAPER PIN,UNIVERSAL SEAT FRAME,OFFSET,RIGHT,E-1000-141	1
A2	DWR1000E140	LEGREST HANGER WELDMENT,TAPER PIN,UNIVERSAL SEAT FRAME,OFFSET,LEFT,E-1000-140	1
A3	SCRHHCS1149	SCREW,HHCS,BLACK ZINC,M8-1.25 X 30MM,GRADE 8.8	2
A4	SCRSETS1102	SCREW,SET,M6-1.0 X 6MM,CUP POINT,W/NYLON PATCH	4
B1 - B5	FRMASMB6362	LEGREST HANGER RECEIVER,ASSY,ELR/SA READY,UNIVERSAL SEAT FRAME,PAIR	1
B1	DWR1000E143	LEGREST HANGER RECEIVER WELDMENT,UNIVERSAL SEAT FRAME,RIGHT,E-1000-143	1
B2	DWR1000E145	LEGREST HANGER RECEIVER WELDMENT,UNIVERSAL SEAT FRAME,LEFT,E-1000-145	1
B3	DWR1000B352	REAR EXTRUSION CLAMP,UNIVERSAL SEAT FRAME	2
B4	SCRSHCS1116	SCREW,SHCS,BLACK ZINC,5/16-18 X 0.875",W/NYLON PATCH,GRADE 8	2
B5	SCRHHCS1405	SCREW,HHCS,BLACK ZINC,1/4-20 X 1.25",GRADE 5,W/NYLON PATCH	2

1.4. Universal Seat Frame Legrest Hanger Assy's



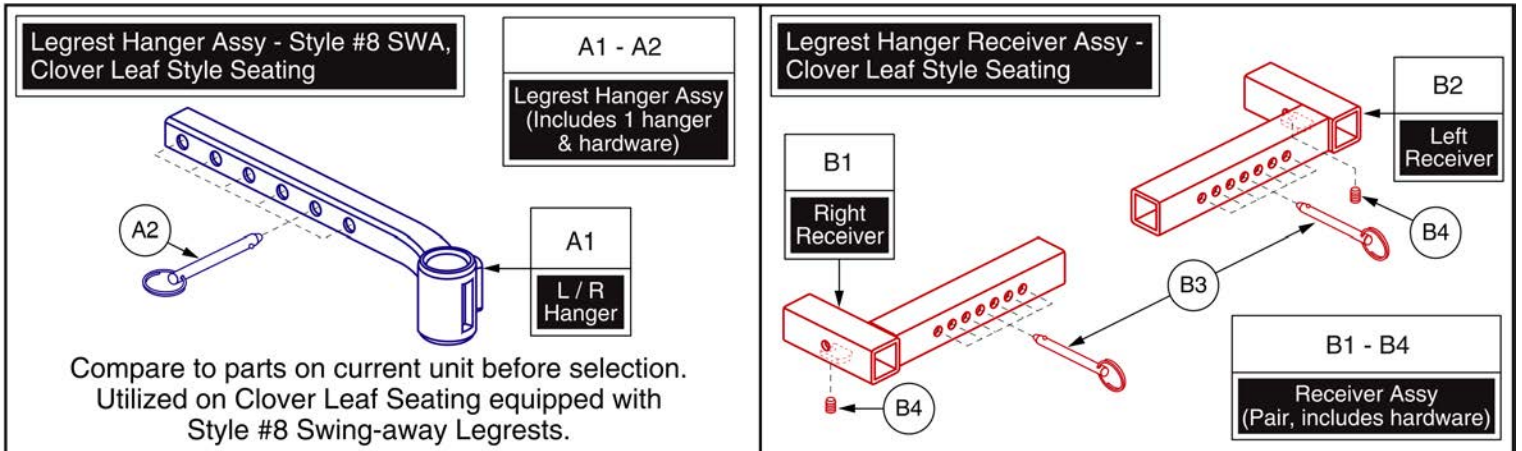
Item	Part No.	Name	Qty
A1 - A3	FRMASMB11428	LEGREST HANGER,ASSY,S/A #8,UNIVERSAL SEAT FRAME,W/HARDWARE	2
A1	DWR1010D310	LEGREST HANGER WELDMENT,ELR/S/A # 8,UNIVERSAL SEAT FRAME,OFFSET,LEFT/RIGHT,D-1010-310	1
A2	SCRHHCS1149	SCREW,HHCS,BLACK ZINC,M8-1.25 X 30MM,GRADE 8.8	1
A3	SCRSETS1102	SCREW,SET,M6-1.0 X 6MM,CUP POINT,W/NYLON PATCH	2
B1 - B5	FRMASMB6362	LEGREST HANGER RECEIVER,ASSY,ELR/SA READY,UNIVERSAL SEAT FRAME,PAIR	1
B1	DWR1000E143	LEGREST HANGER RECEIVER WELDMENT,UNIVERSAL SEAT FRAME,RIGHT,E-1000-143	1
B2	DWR1000E145	LEGREST HANGER RECEIVER WELDMENT,UNIVERSAL SEAT FRAME,LEFT,E-1000-145	1
B3	DWR1000B352	REAR EXTRUSION CLAMP,UNIVERSAL SEAT FRAME	2
B4	SCRSHCS1116	SCREW,SHCS,BLACK ZINC,5/16-18 X 0.875",W/NYLON PATCH,GRADE 8	2
B5	SCRHHCS1405	SCREW,HHCS,BLACK ZINC,1/4-20 X 1.25",GRADE 5,W/NYLON PATCH	2

1.5. Clover Leaf Seat Frame Legrest Hanger Assy's



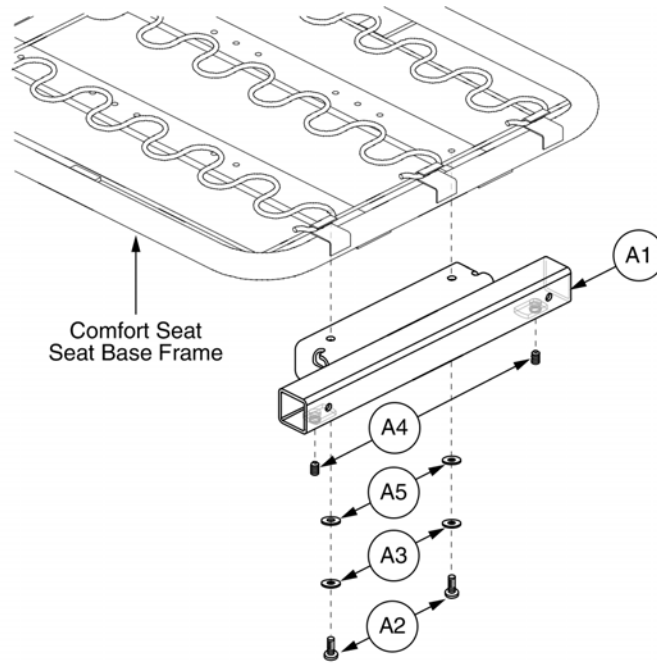
Item	Part No.	Name	Qty
A1 - A3	FRMASMB12548	LEGREST HANGER,ASSY,UNIVERSAL TAPER PIN,FOR CLOVER LEAF SEAT FRAME	1
A1	DWR1000E141	LEGREST HANGER WELDMENT,TAPER PIN,UNIVERSAL SEAT FRAME,OFFSET,RIGHT,E-1000-141	1
A2	DWR1000E140	LEGREST HANGER WELDMENT,TAPER PIN,UNIVERSAL SEAT FRAME,OFFSET,LEFT,E-1000-140	1
A3	PINCOTD1000	PIN,COTTERLESS DETENT W/RING,.25" DIA X 1.5" GRIP L	2
B1 - B4	FRMASMB12544	LEGREST HANGER RECEIVER,ELR/SA,CLOVER LEAF SEAT FRAME	1
B1	DWG1107C120	LEGREST HANGER RECEIVER,7 POSITION WIDTH ADJ,RIGHT,C-1107-012	1
B2	DWG1107C130	LEGREST HANGER RECEIVER,7 POSITION WIDTH ADJ,LEFT,C-1107-013	1
B3	SCRSETS1056	SCREW,SET,M8-1.25 X 10MM	2
B4	PINCOTD1000	PIN,COTTERLESS DETENT W/RING,.25" DIA X 1.5" GRIP L	2

1.5. Clover Leaf Seat Frame Legrest Hanger Assy's



Item	Part No.	Name	Qty
A1 - A2	FRMASMB12549	LEGREST HANGER,ASSY,S/A #8,CLOVER LEAF SEAT FRAME	1
A1	DWR1010D310	LEGREST HANGER WELDMENT,ELR/S/A # 8,UNIVERSAL SEAT FRAME,OFFSET,LEFT/RIGHT,D-1010-310	1
A2	PINCOTD1000	PIN,COTTERLESS DETENT W/RING,.25" DIA X 1.5" GRIP L	1
B1 - B4	FRMASMB12544	LEGREST HANGER RECEIVER,ELR/SA,CLOVER LEAF SEAT FRAME	1
B1	DWG1107C120	LEGREST HANGER RECEIVER,7 POSITION WIDTH ADJ,RIGHT,C-1107-012	1
B2	DWG1107C130	LEGREST HANGER RECEIVER,7 POSITION WIDTH ADJ,LEFT,C-1107-013	1
B3	SCRSETS1056	SCREW,SET,M8-1.25 X 10MM	2
B4	PINCOTD1000	PIN,COTTERLESS DETENT W/RING,.25" DIA X 1.5" GRIP L	2

1.5. Clover Leaf Seat Frame Legrest Hanger Assy's



Item	Part No.	Name	Qty
A1 - A6	KITASMB1723	KIT,ASSY,COMFORT SEAT ELR HANGER WELDMENT	1
A1		WELDMENT,ELR INTERFACE,D-1043-021	1
A2	SCRHHCS1373	SCREW,HHCS,BLACK ZINC,1/4-20 X 1.00",GRADE 8,W/NYLON PATCH	2
A3		WASHER,LOCK,ZINC,0.25" ID X 0.4375" OD X 0.0625" TH	2
A4	SCRSETS1056	SCREW,SET,M8-1.25 X 10MM	2
A5	WASMETR1136	WASHER,FLAT,BLACK,8.2MM ID X 19MM OD X 1.4MM TH	2
A6	INFINFB2412	MANUAL,INSTALLATION INSTRUCTIONS,ELR/SA WELDMENT KIT FOR COMFORT SEAT	1

1.6. Jazzy Select & Jet Seat Frame Legrest Hanger Assy's

Pair, Taper Pin, Jet and Select Series

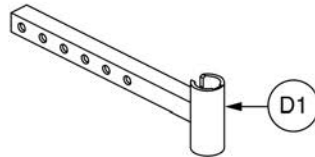


Carefully compare to parts on current unit before ordering. Used on Non-friction Lock Jet and Select Series Seating with Style #12 ELR's and Style #7 Swing-aways Leg Rests.

This page intentionally left blank

1.7. Motion Concepts & Versa Seating Legrest Hanger Assy's

D1 Right/Left, HD Drop-in



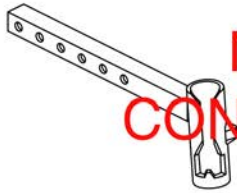
Carefully compare to parts on current unit before ordering. Used for HD Drop-ins, on Versa Seating, and Motion Concepts Seating with Pride's Heavy Duty Drop-in Leg Rests, Drop-in Power ALR's, and Power ELR's. Not used for Style #12 ELR's or Style #7 Swing-away Leg Rests.



Item	Part No.	Name	Qty
D1	DWR1000C204	LEGREST HANGER WELDMENT,HD DROP-IN,LEFT/RIGHT	1

1.8. Versa Tilt Seat Frame Legrest Hanger Assy's

Right, Taper Pin, 5/16" Hardware, Versa Tilt



Left, Taper Pin, 5/16" Hardware, Versa Tilt



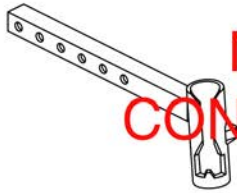
**NO LONGER AVAILABLE
CONTACT TECHNICAL SERVICE**

Carefully compare to parts on current unit before ordering. Used on Non-universal Seating and Versa Tilt Seating with Style #12 ELR's or Style #7 Swing-away Leg Rests.

This page intentionally left blank

1.9. Specialty Seating Legrest Hanger Assy's

Right, Taper Pin, 5/16" Hardware, Versa Tilt



Left, Taper Pin, 5/16" Hardware, Versa Tilt

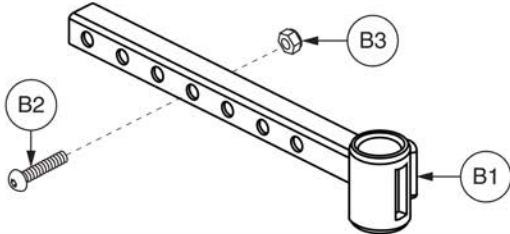


**NO LONGER AVAILABLE
CONTACT TECHNICAL SERVICE**

Carefully compare to parts on current unit before ordering. Used on Non-universal Seating and Versa Tilt Seating with Style #12 ELR's or Style #7 Swing-away Leg Rests.

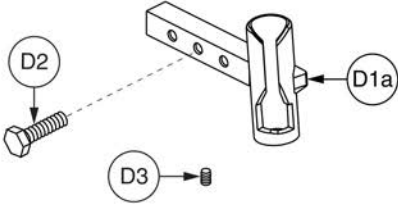
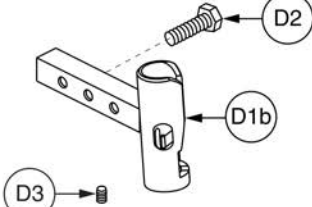
This page intentionally left blank

1.9. Specialty Seating Legrest Hanger Assy's

B1 - B3 Right/Left, Style #8 Swing-away, Specialty Seating System

Carefully compare to parts on current unit before ordering. Used with Style #8 Swing-away Leg Rests on Specialty Seating Systems.

Item	Part No.	Name	Qty
B1 - B3	FRMASMB11429	LEGREST HANGER,ASSY,S/A #8,SPECIALTY SEAT,W/HARDWARE	2
B1	DWR1010D308	LEGREST HANGER WELDMENT,ELR/S/A # 8,UNIVERSAL SEAT FRAME/SPECIALTY SEAT,LEFT/RIGHT,D-1010-308	1
B2	SCRASBH1020	SCREW,BHSCS,BLACK ZINC,5/16-18 X 1.50",GRADE 5	1
B3	NUTNYLK1026	NUT,NYLOCK,BLACK ZINC,5/16-18	1

1.10. Square Seat Frame Legrest Hanger Assy's

D1a - D3 Right, Taper Pin S/A #7/#12 ELRs, Jazzy 1170	D1b - D3 Left, Taper Pin S/A #7/#12 ELRs, Jazzy 1170
 <p>The diagram shows a right-side legrest hanger assembly. A horizontal metal bar with four holes is shown. A tapered cylindrical pin is being inserted into the right end of the bar. A callout circle labeled 'D2' points to a tapered pin. A callout circle labeled 'D1a' points to the tapered pin already inserted into the bar. A callout circle labeled 'D3' points to a small cylindrical spacer or bushing.</p>	 <p>The diagram shows a left-side legrest hanger assembly. A horizontal metal bar with four holes is shown. A tapered cylindrical pin is being inserted into the left end of the bar. A callout circle labeled 'D2' points to a tapered pin. A callout circle labeled 'D1b' points to the tapered pin already inserted into the bar. A callout circle labeled 'D3' points to a small cylindrical spacer or bushing.</p>
<p>Carefully compare to parts on current unit before ordering. Used with Style #7 Swing-away Leg Rests and Style #12 ELRs on the Jazzy 1170 with a square H-frame.</p>	

Item	Part No.	Name	Qty
D1 - D3		LEGREST HANGER,ASSY,ELR & S/A TAPER PIN,SQUARE HFRAME,PAIR	1
D1a - D3		LEGREST HANGER,ASSY,ELR & S/A TAPER PIN,SQUARE HFRAME,RIGHT	1
D1b - D3		LEGREST HANGER,ASSY,ELR & S/A TAPER PIN,SQUARE HFRAME,LEFT	1
D1a	DWR1500C009	LEGREST HANGER WELDMENT,TAPER PIN,RIGHT,QUANTUM BLAST,C-1500-009	1
D1b	DWR1500C010	LEGREST HANGER WELDMENT,TAPER PIN,LEFT,QUANTUM BLAST,C-1500-010	1
D2	SCRHHCS1147	SCREW,HHCS,ZINC,5/16-18 X 1.125",GRADE 5,SELF TAPPING	1
D3	SCRSETS1025	SCREW, SET,8-32 X 1/4"	1

1.10. Square Seat Frame Legrest Hanger Assy's

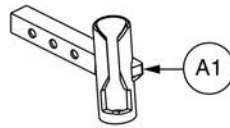
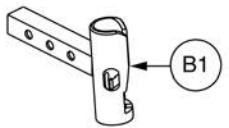
Right/Left, Style #8 Swing-away, 1170 with Square H-frame



Carefully compare to parts on current unit before ordering. Used with Style #8 Swing-away Leg Rests on the Jazzy 1170 with a square H-frame.

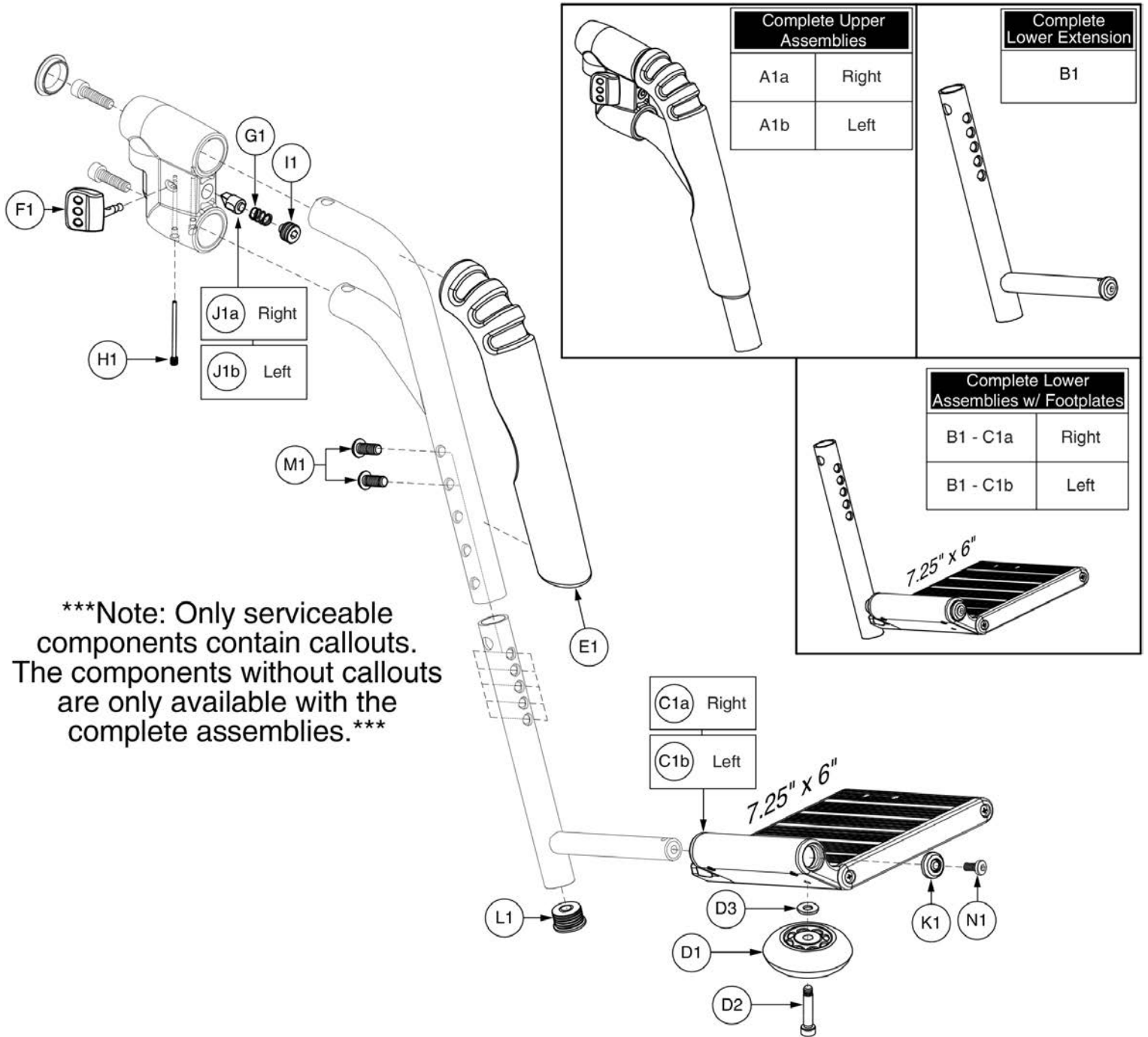
This page intentionally left blank

1.10. Square Seat Frame Legrest Hanger Assy's

<p>A1 Right, Taper Pin, Quantum Blast</p> 	<p>B1 Left, Taper Pin, Quantum Blast</p> 
<p>Carefully compare to parts on current unit before ordering. Used for Style #12 ELR's and Style #7 Swing-away Leg Rests on a Quantum Blast Unit.</p>	

Item	Part No.	Name	Qty
A1	DWR1500C009	LEGREST HANGER WELDMENT, TAPER PIN, RIGHT, QUANTUM BLAST, C-1500-009	1
B1	DWR1500C010	LEGREST HANGER WELDMENT, TAPER PIN, LEFT, QUANTUM BLAST, C-1500-010	1

2.1. Complete Assy's

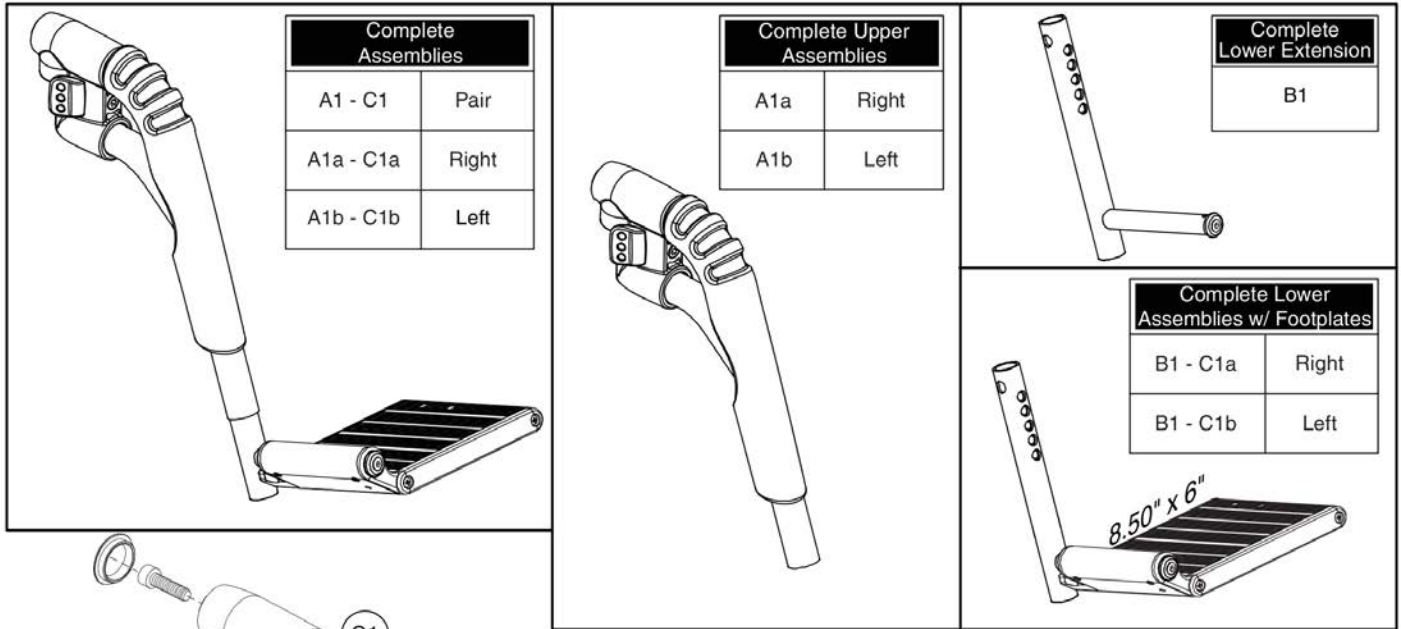


70° Style #8 Swing-away w/7.25" x 6" Footplate

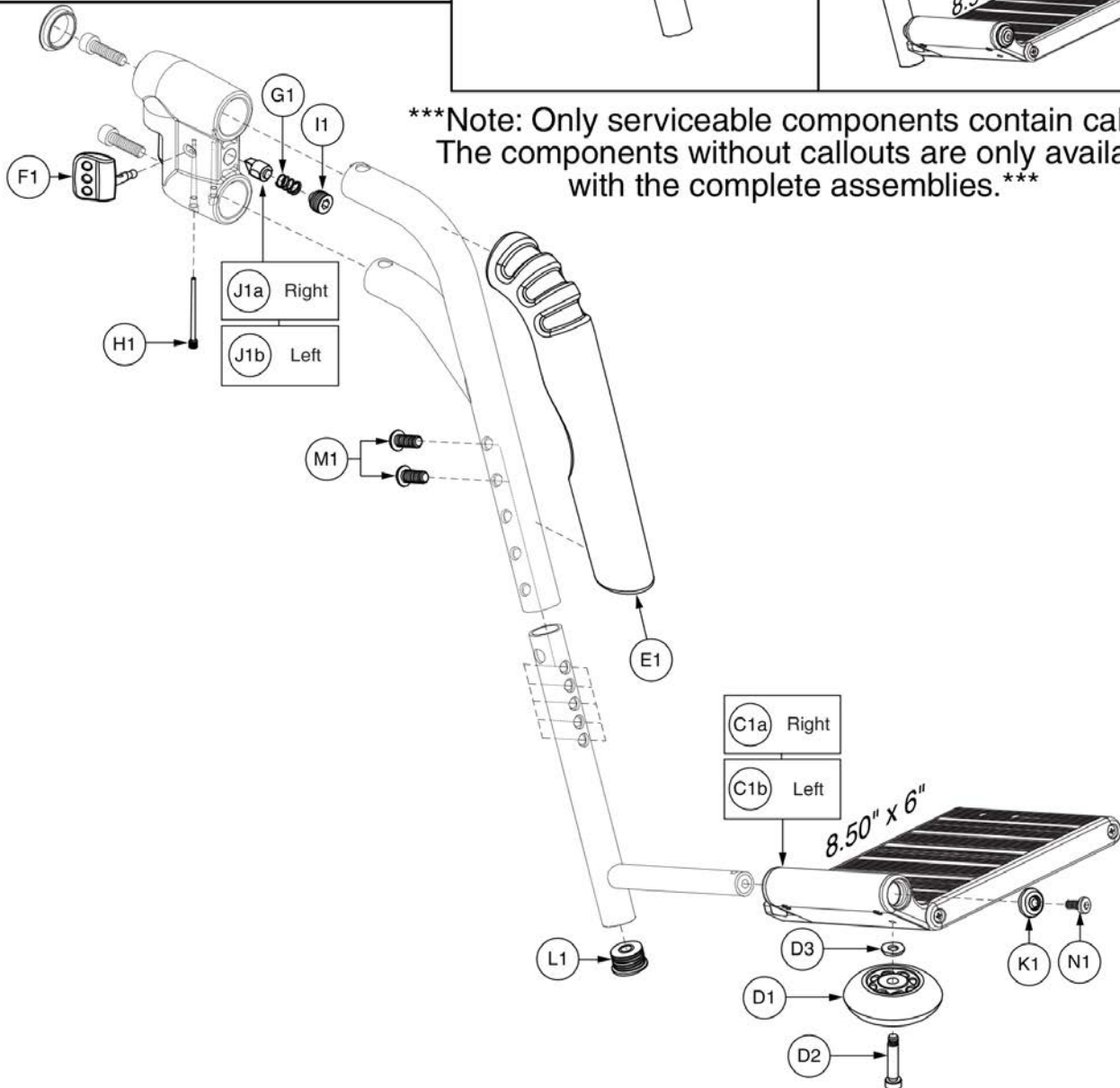


Item	Part No.	Name	Qty
A1a	FRMASMB7854	FOOTREST,ASSY,70° S/A #8 UPPER,STRAIGHT,RIGHT,E-1010-386	1
A1b	FRMASMB7853	FOOTREST,ASSY,70° S/A #8 UPPER,STRAIGHT,LEFT,E-1010-376	1
B1 - C1a	FRMASMB7877	FOOTREST,ASSY,S/A #8,LOWER EXTENSION,13"-16.5",W/7.25" X 6.00" FOOTPLATE,RIGHT,E-1010-384	1
B1 - C1b	FRMASMB7876	FOOTREST,ASSY,S/A #8,LOWER EXTENSION,13"-16.5",W/7.25" X 6.00" FOOTPLATE,LEFT,E-1010-451	1
B1	FRMASMB7844	FOOTREST,ASSY,S/A #8,LOWER EXTENSION,13"-16.5",E-1010-415	1
C1a	FRMASMB7862	FOOTPLATE,ASSY,7.25"X6.00",EXTRUDED,RIGHT,E-1010-383	1
C1b	FRMASMB7861	FOOTPLATE,ASSY,7.25" X 6.00",EXTRUDED,LEFT,E-1010-379	1
D1 - D3	WHLASMB1727	WHEEL,ASSY,BUMPER,S/A #8 EXTRUDED FOOTPLATE	1
D1	WHLATIP1004	WHEEL,ANTI-TIP,BLACK,3" DIAMETER	1
D2	BLTASHL1091	BOLT,SHOULDER,8MM X 30MM,GRADE 12.9,C-1005-001	1
D3	WASMETR1033	WASHER,FLAT,BLACK ZINC,6.4MM ID X 12MM OD X 1.6MM TH,METRIC,GB96-6	1
E1	DWR1010E442	COVER,FOAM,70° S/A #8,STRAIGHT,E-1010-442	1
F1	DWR1010B065	LEVER,MOLDED,B-1010-065	1
G1	DWR1010B064	SPRING,COMPRESSION,0.563" FL X 0.360" OD X 0.032" WIRE DIA X RATE: 2.328N/MM,B-1010-064,(LEE SPRING: LC-032E-2-M)	1
H1	DWR1010B066	SCREW,PIN,M5-.8,B-1010-066	1
I1	SCRSETS1093	SCREW,SET,BLACK ZINC,M14-1.5 X 12MM,HALF DOG POINT	1
J1a	DWR1010C135	LATCH,DETENT,RIGHT,C-1010-135	1
J1b	DWR1010C132	LATCH,DETENT,LEFT,C-1010-132	1
K1		CAP,RETAINING,B-1010-112	1
L1		CAP,END,BLACK,PLASTIC,7/8" X 10GA - 14GA,ROUND	1
M1	SCRASBH1177	SCREW,BHSCS,BLACK ZINC,5/16-18 X .75",GRADE 5,W/PATCH	2
N1	SCRASBH1187	SCREW,BHSCS,BLACK ZINC,M4-.7 X 10MM,W/NYLON PATCH	1

2.1. Complete Assy's



Note: Only serviceable components contain callouts. The components without callouts are only available with the complete assemblies.

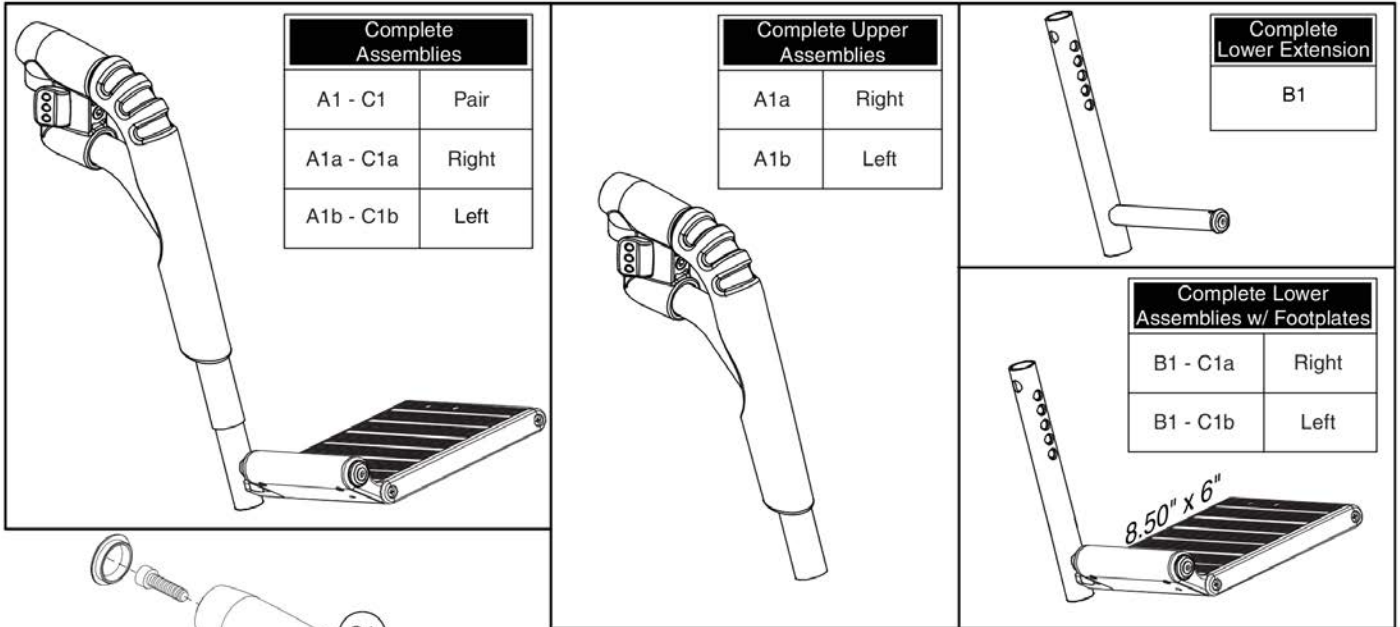


70° Style #8 Swing-away w/8.5" x 6" Footplate

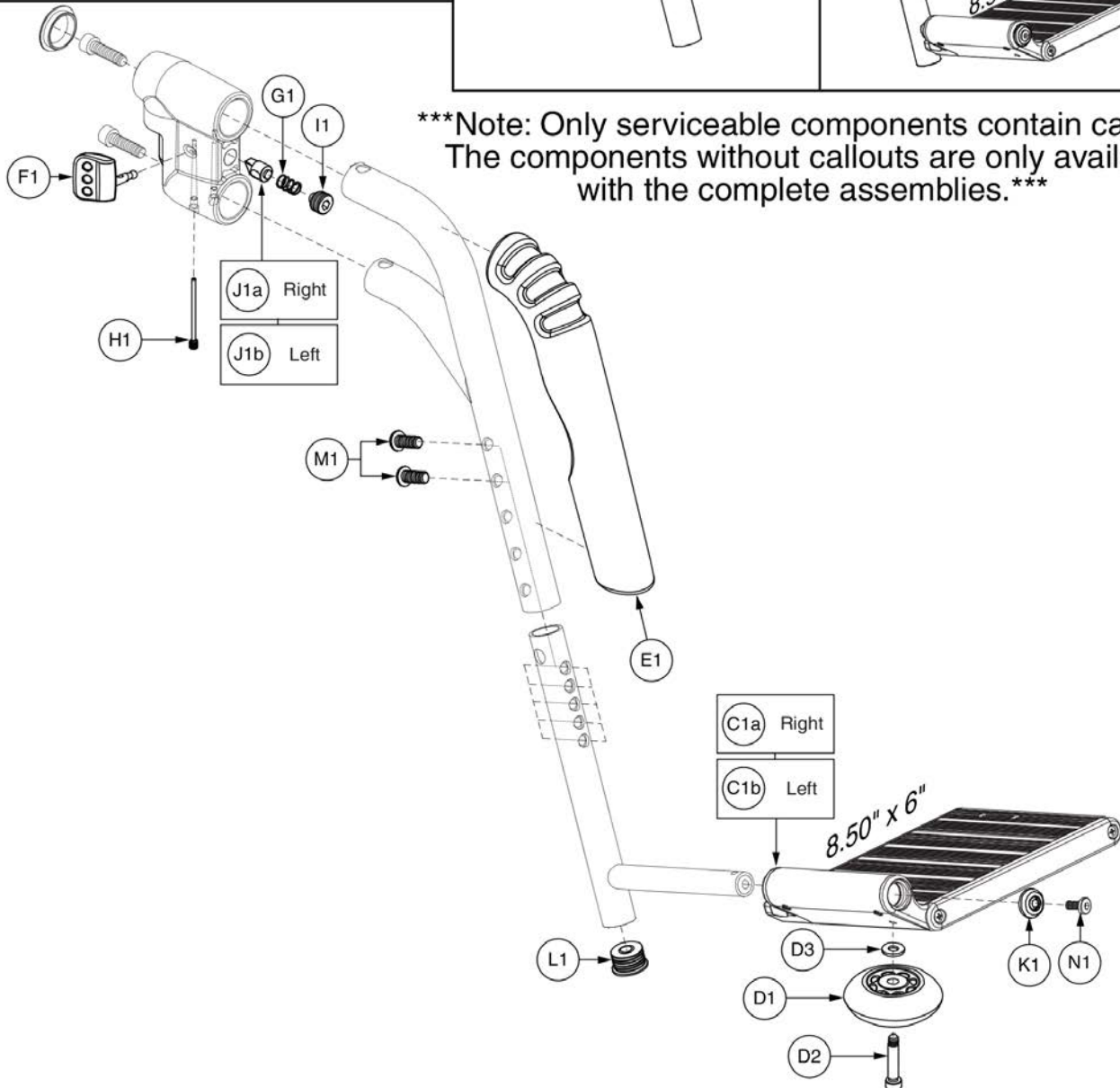


Item	Part No.	Name	Qty
A1 - C1		FOOTREST,ASSY,70° S/A #8,STRAIGHT,8.50" X 6.00" FOOTPLATES,13"-16.5" EXT,PAIR	1
A1a - C1a	FRMASMB7850	FOOTREST,ASSY,70° S/A #8,STRAIGHT,8.50" X 6.00" FOOTPLATES,13"-16.5" EXT,RIGHT,E-1010-448	1
A1b - C1b	FRMASMB7849	FOOTREST,ASSY,70° S/A #8,STRAIGHT,8.50" X 6.00" FOOTPLATES,13"-16.5" EXT,LEFT,E-1010-447	1
A1a	FRMASMB7854	FOOTREST,ASSY,70° S/A #8 UPPER,STRAIGHT,RIGHT,E-1010-386	1
A1b	FRMASMB7853	FOOTREST,ASSY,70° S/A #8 UPPER,STRAIGHT,LEFT,E-1010-376	1
B1 - C1a	FRMASMB7860	FOOTREST,ASSY,S/A #8,LOWER EXTENSION,13"-16.5",W/8.50 X 6.00" FOOTPLATE,RIGHT,E-1010-403	1
B1 - C1b	FRMASMB7859	FOOTREST,ASSY,S/A #8,LOWER EXTENSION,13"-16.5",W/8.50 X 6.00" FOOTPLATE,LEFT,E-1010-402	1
B1	FRMASMB7844	FOOTREST,ASSY,S/A #8,LOWER EXTENSION,13"-16.5",E-1010-415	1
C1a	FRMASMB7864	FOOTPLATE,ASSY,8.50" X 6.00",EXTRUDED,RIGHT,E-1010-410	1
C1b	FRMASMB7863	FOOTPLATE,ASSY,8.50" X 6.00",EXTRUDED,LEFT,E-1010-413	1
D1 - D3	WHLASMB1727	WHEEL,ASSY,BUMPER,S/A #8 EXTRUDED FOOTPLATE	1
D1	WHLATIP1004	WHEEL,ANTI-TIP,BLACK,3" DIAMETER	1
D2	BLTASHL1091	BOLT,SHOULDER,8MM X 30MM,GRADE 12.9,C-1005-001	1
D3	WASMETR1033	WASHER,FLAT,BLACK ZINC,6.4MM ID X 12MM OD X 1.6MM TH,METRIC,GB96-6	1
E1	DWR1010E442	COVER,FOAM,70° S/A #8,STRAIGHT,E-1010-442	1
F1	DWR1010B065	LEVER,MOLDED,B-1010-065	1
G1	DWR1010B064	SPRING,COMPRESSION,0.563" FL X 0.360" OD X 0.032" WIRE DIA X RATE: 2.328N/MM,B-1010-064,(LEE SPRING: LC-032E-2-M)	1
H1	DWR1010B066	SCREW,PIN,M5-.8,B-1010-066	1
I1	SCRSETS1093	SCREW,SET,BLACK ZINC,M14-1.5 X 12MM,HALF DOG POINT	1
J1a	DWR1010C135	LATCH,DETENT,RIGHT,C-1010-135	1
J1b	DWR1010C132	LATCH,DETENT,LEFT,C-1010-132	1
K1		CAP,RETAINING,B-1010-112	1
L1		CAP,END,BLACK,PLASTIC,7/8" X 10GA - 14GA,ROUND	1
M1	SCRASBH1177	SCREW,BHSCS,BLACK ZINC,5/16-18 X .75",GRADE 5,W/PATCH	2
N1	SCRASBH1187	SCREW,BHSCS,BLACK ZINC,M4-.7 X 10MM,W/NYLON PATCH	1

2.1. Complete Assy's



Note: Only serviceable components contain callouts. The components without callouts are only available with the complete assemblies.

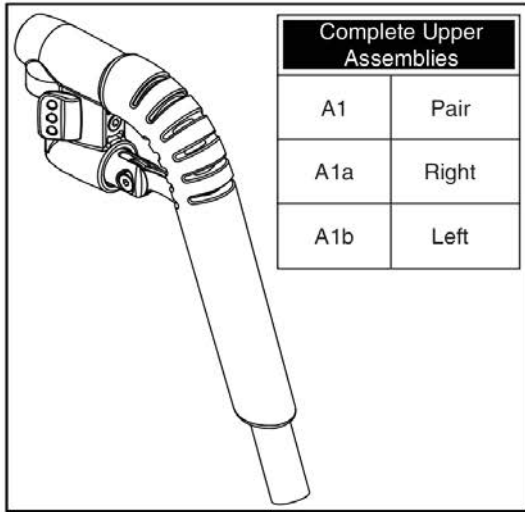


80° Style #8 Swing-away w/8.5" x 6" Footplate

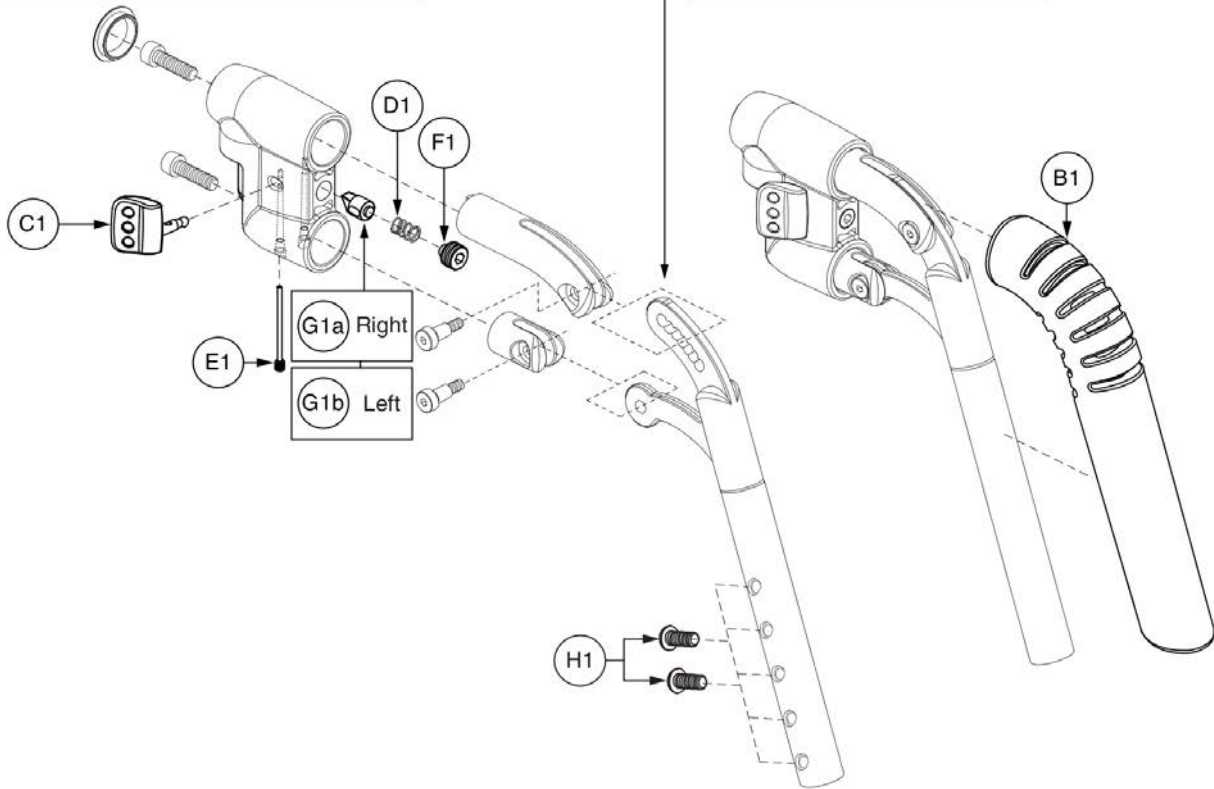
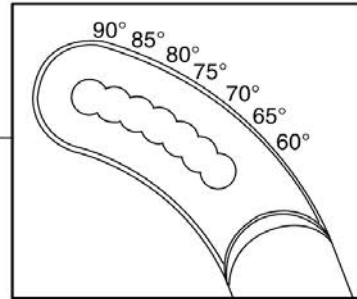


Item	Part No.	Name	Qty
A1 - C1	FRMASMB7931	FOOTREST,ASSY,80° S/A #8,STRAIGHT,8.50" X 6.00" FOOTPLATES,13"-16.5" EXT,PAIR	1
A1a - C1a	FRMASMB7933	FOOTREST,ASSY,80° S/A #8,STRAIGHT,8.50" X 6.00" FOOTPLATES,13"-16.5" EXT,RIGHT,E-1010-463	1
A1b - C1b	FRMASMB7932	FOOTREST,ASSY,80° S/A #8,STRAIGHT,8.50" X 6.00" FOOTPLATES,13"-16.5" EXT,LEFT,E-1010-462	1
A1a	FRMASMB7856	FOOTREST,ASSY,80° S/A #8 UPPER,STRAIGHT,RIGHT,E-1010-422	1
A1b	FRMASMB7855	FOOTREST,ASSY,80° S/A #8 UPPER,STRAIGHT,LEFT,E-1010-421	1
B1 - C1a	FRMASMB7860	FOOTREST,ASSY,S/A #8,LOWER EXTENSION,13"-16.5",W/8.50 X 6.00" FOOTPLATE,RIGHT,E-1010-403	1
B1 - C1b	FRMASMB7859	FOOTREST,ASSY,S/A #8,LOWER EXTENSION,13"-16.5",W/8.50 X 6.00" FOOTPLATE,LEFT,E-1010-402	1
B1	FRMASMB7844	FOOTREST,ASSY,S/A #8,LOWER EXTENSION,13"-16.5",E-1010-415	1
C1a	FRMASMB7864	FOOTPLATE,ASSY,8.50" X 6.00",EXTRUDED,RIGHT,E-1010-410	1
C1b	FRMASMB7863	FOOTPLATE,ASSY,8.50" X 6.00",EXTRUDED,LEFT,E-1010-413	1
D1 - D3	WHLASMB1727	WHEEL,ASSY,BUMPER,S/A #8 EXTRUDED FOOTPLATE	1
D1	WHLATIP1004	WHEEL,ANTI-TIP,BLACK,3" DIAMETER	1
D2	BLTASHL1091	BOLT,SHOULDER,8MM X 30MM,GRADE 12.9,C-1005-001	1
D3	WASMETR1033	WASHER,FLAT,BLACK ZINC,6.4MM ID X 12MM OD X 1.6MM TH,METRIC,GB96-6	1
E1		COVER,FOAM,80° S/A #8,STRAIGHT,E-1010-443	1
F1	DWR1010B065	LEVER,MOLDED,B-1010-065	1
G1	DWR1010B064	SPRING,COMPRESSION,0.563" FL X 0.360" OD X 0.032" WIRE DIA X RATE: 2.328N/MM,B-1010-064,(LEE SPRING: LC-032E-2-M)	1
H1	DWR1010B066	SCREW,PIN,M5-.8,B-1010-066	1
I1	SCRSETS1093	SCREW,SET,BLACK ZINC,M14-1.5 X 12MM,HALF DOG POINT	1
J1a	DWR1010C135	LATCH,DETENT,RIGHT,C-1010-135	1
J1b	DWR1010C132	LATCH,DETENT,LEFT,C-1010-132	1
K1		CAP,RETAINING,B-1010-112	1
L1		CAP,END,BLACK,PLASTIC,7/8" X 10GA - 14GA,ROUND	1
M1	SCRASBH1177	SCREW,BHSCS,BLACK ZINC,5/16-18 X .75",GRADE 5,W/PATCH	2
N1	SCRASBH1187	SCREW,BHSCS,BLACK ZINC,M4-.7 X 10MM,W/NYLON PATCH	1

60° - 90° Adjustable

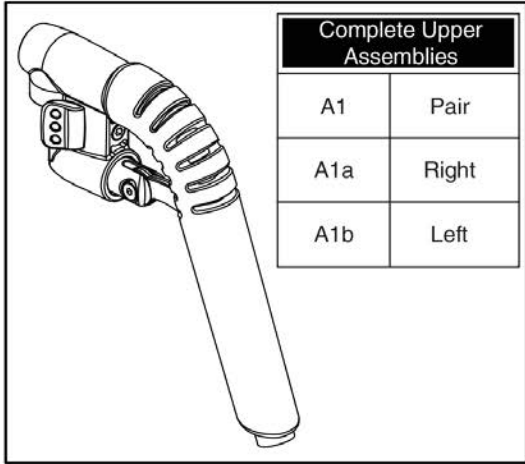


Note: Only serviceable components contain callouts. The components without callouts are only available with the complete assemblies.

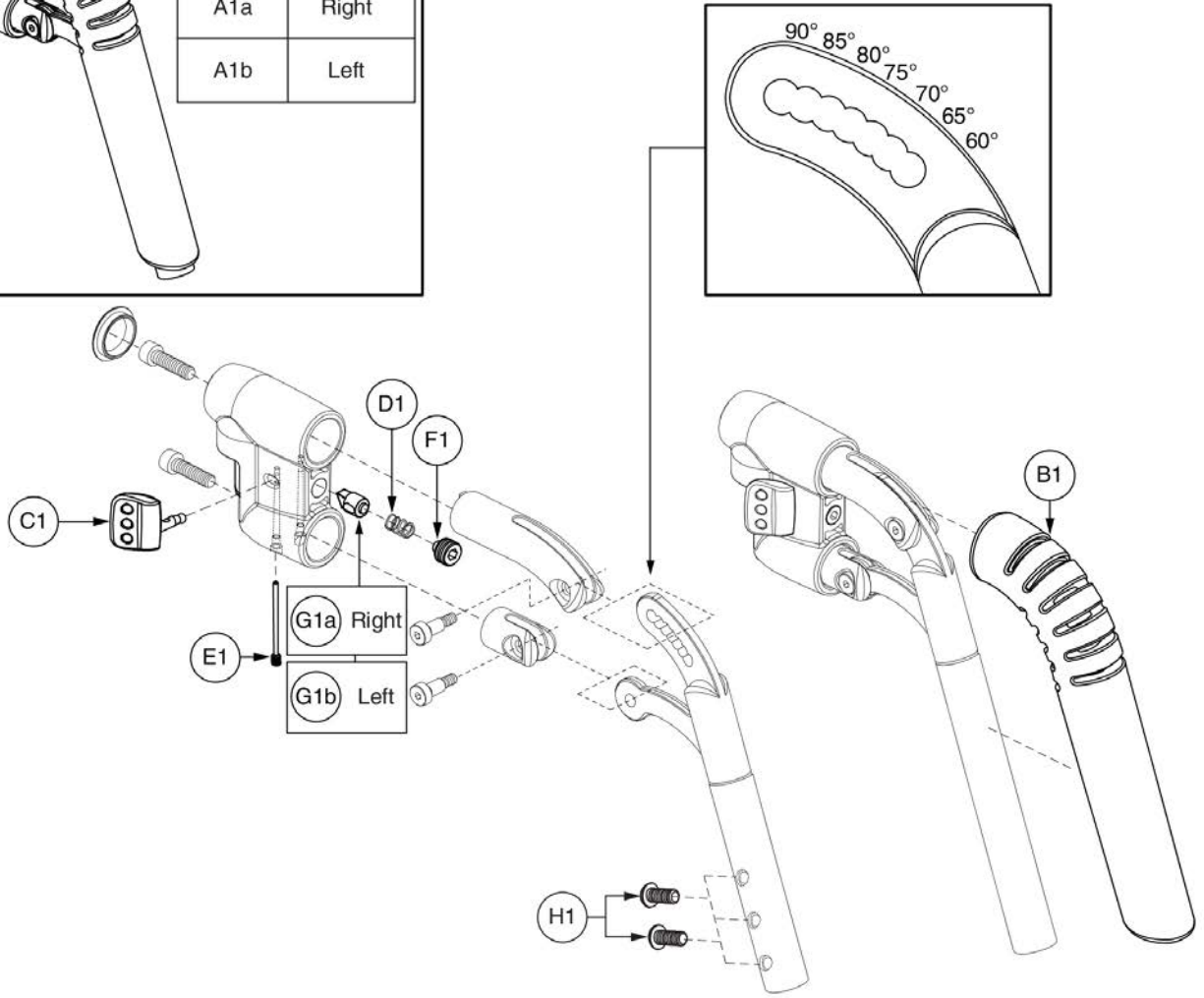


Item	Part No.	Name	Qty
A1	RIG120062	FOOTREST,ASSY,60°-90° S/A #8 UPPER,STRAIGHT,PAIR	1
A1a	FRMASMB17559	LEGREST,ASSY,UPPER,60°-90° S/A,RIGHT,E-1010-840	1
A1b	FRMASMB17558	LEGREST,ASSY,UPPER,60°-90° S/A,LEFT,E-1010-839	1
B1	DWR1010E832	COVER,FOAM,LEGREST,60°-90° S/A,E-1010-832	1
C1	DWR1010B065	LEVER,MOLDED,B-1010-065	1
D1	DWR1010B064	SPRING,COMPRESSION,0.563" FL X 0.360" OD X 0.032" WIRE DIA X RATE: 2.328N/MM,B-1010-064,(LEE SPRING: LC-032E-2-M)	1
E1	DWR1010B066	SCREW,PIN,M5-.8,B-1010-066	1
F1	SCRSETS1093	SCREW,SET,BLACK ZINC,M14-1.5 X 12MM,HALF DOG POINT	1
G1a	DWR1010C135	LATCH,DETENT,RIGHT,C-1010-135	1
G1b	DWR1010C132	LATCH,DETENT,LEFT,C-1010-132	1
H1	SCRASBH1177	SCREW,BHSCS,BLACK ZINC,5/16-18 X .75",GRADE 5,W/PATCH	2

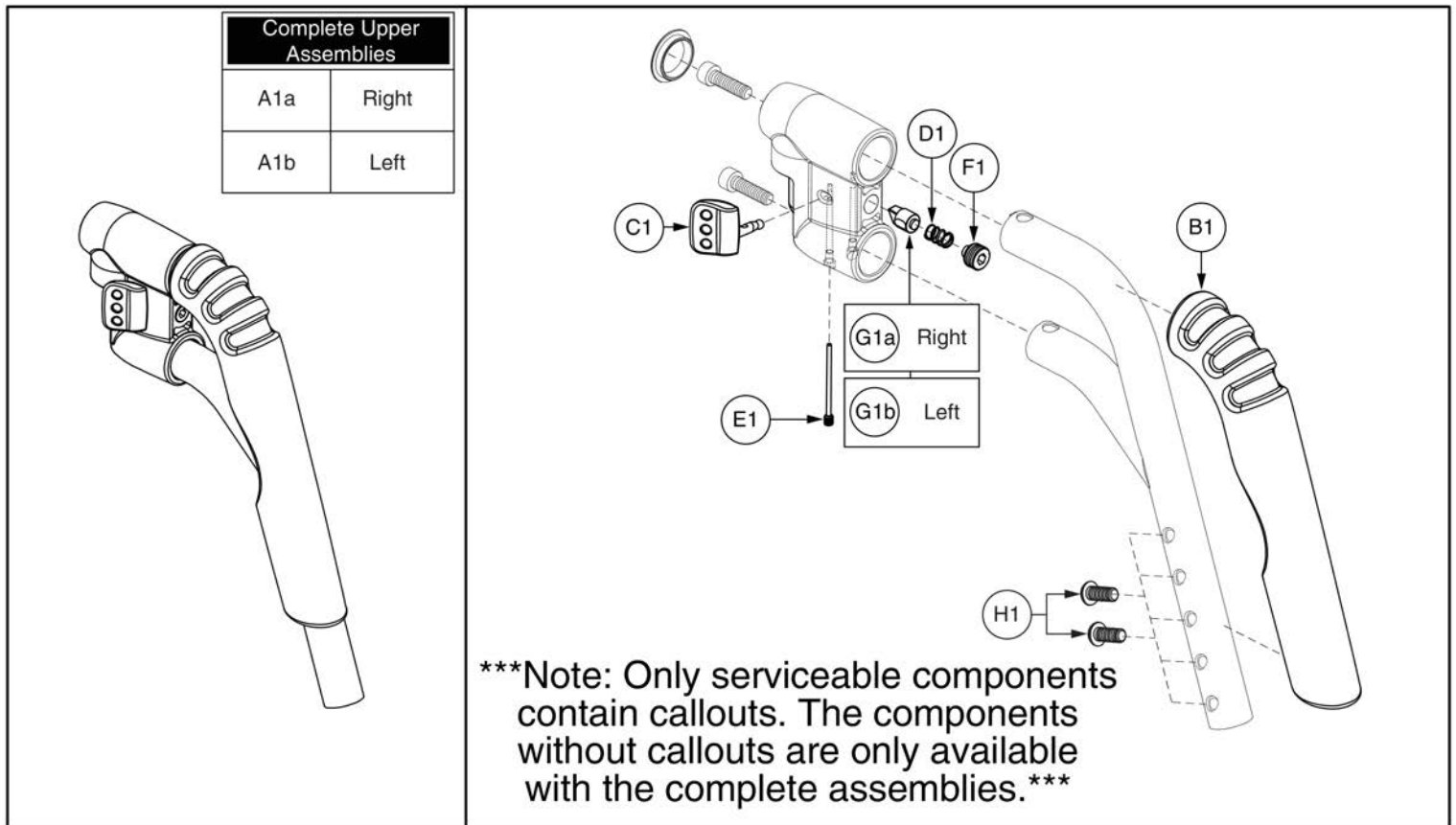
60° - 90° Adjustable



Note: Only serviceable components contain callouts. The components without callouts are only available with the complete assemblies.



Item	Part No.	Name	Qty
A1	RIG136481	FOOTREST,ASSY,60°-90° S/A #8,UPPER,SHORT,STRAIGHT,PAIR	1
A1a	RIG132609	LEGREST,ASSY,UPPER,60°-90° S/A,SHORT,RIGHT	1
A1b	RIG132607	LEGREST,ASSY,UPPER,60°-90° S/A,SHORT,LEFT	1
B1	DWR1010E832	COVER,FOAM,LEGREST,60°-90° S/A,E-1010-832	1
C1	DWR1010B065	LEVER,MOLDED,B-1010-065	1
D1	DWR1010B064	SPRING,COMPRESSION,0.563" FL X 0.360" OD X 0.032" WIRE DIA X RATE: 2.328N/MM,B-1010-064,(LEE SPRING: LC-032E-2-M)	1
E1	DWR1010B066	SCREW,PIN,M5-.8,B-1010-066	1
F1	SCRSETS1093	SCREW,SET,BLACK ZINC,M14-1.5 X 12MM,HALF DOG POINT	1
G1a	DWR1010C135	LATCH,DETENT,RIGHT,C-1010-135	1
G1b	DWR1010C132	LATCH,DETENT,LEFT,C-1010-132	1
H1	SCRASBH1177	SCREW,BHSCS,BLACK ZINC,5/16-18 X .75",GRADE 5,W/PATCH	2

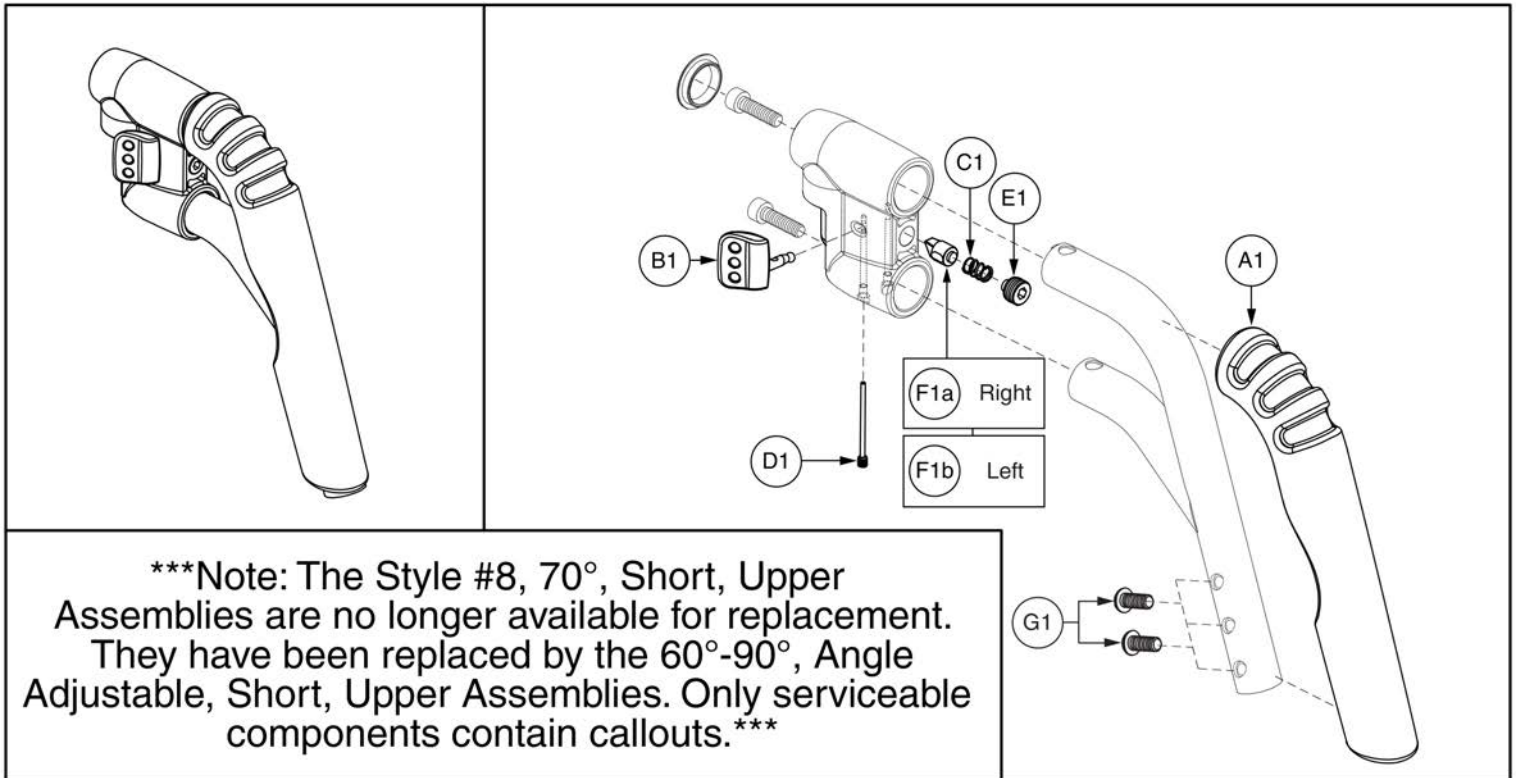


70° Style #8 Swing-away Straight Upper



Item	Part No.	Name	Qty
A1a	FRMASMB7854	FOOTREST,ASSY,70° S/A #8 UPPER,STRAIGHT,RIGHT,E-1010-386	1
A1b	FRMASMB7853	FOOTREST,ASSY,70° S/A #8 UPPER,STRAIGHT,LEFT,E-1010-376	1
B1	DWR1010E442	COVER,FOAM,70° S/A #8,STRAIGHT,E-1010-442	1
C1	DWR1010B065	LEVER,MOLDED,B-1010-065	1
D1	DWR1010B064	SPRING,COMPRESSION,0.563" FL X 0.360" OD X 0.032" WIRE DIA X RATE: 2.328N/MM,B-1010-064,(LEE SPRING: LC-032E-2-M)	1
E1	DWR1010B066	SCREW,PIN,M5-.8,B-1010-066	1
F1	SCRSETS1093	SCREW,SET,BLACK ZINC,M14-1.5 X 12MM,HALF DOG POINT	1
G1a	DWR1010C135	LATCH,DETENT,RIGHT,C-1010-135	1
G1b	DWR1010C132	LATCH,DETENT,LEFT,C-1010-132	1
H1	SCRASBH1177	SCREW,BHSCS,BLACK ZINC,5/16-18 X .75",GRADE 5,W/PATCH	2

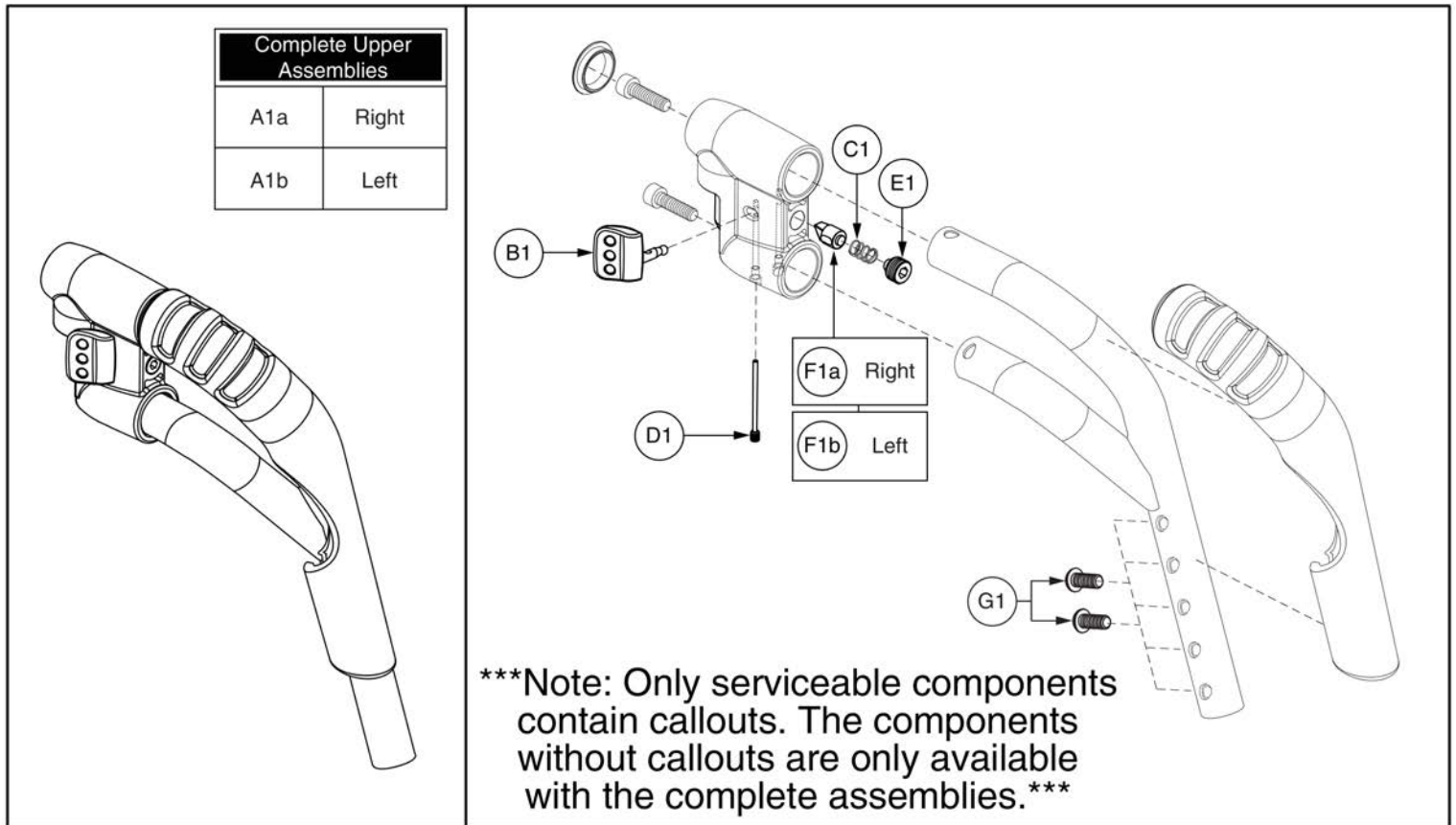
70° Fixed



70° Style #8 Swing-away Short Straight Upper



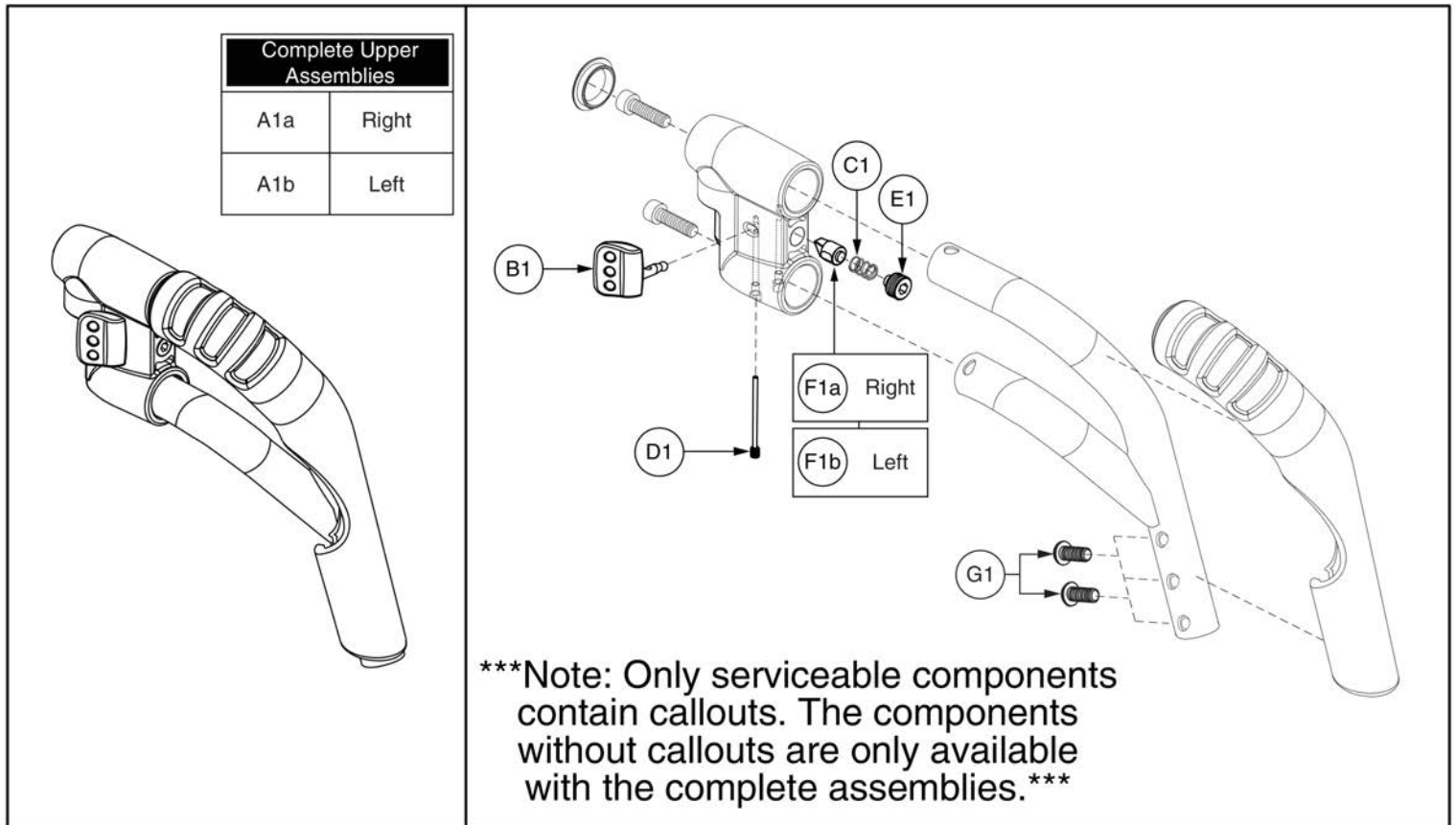
Item	Part No.	Name	Qty
A1	DWR1010E442	COVER,FOAM,70° S/A #8,STRAIGHT,E-1010-442	1
B1	DWR1010B065	LEVER,MOLDED,B-1010-065	1
C1	DWR1010B064	SPRING,COMPRESSION,0.563" FL X 0.360" OD X 0.032" WIRE DIA X RATE: 2.328N/MM,B-1010-064,(LEE SPRING: LC-032E-2-M)	1
D1	DWR1010B066	SCREW,PIN,M5-.8,B-1010-066	1
E1	SCRSETS1093	SCREW,SET,BLACK ZINC,M14-1.5 X 12MM,HALF DOG POINT	1
F1a	DWR1010C135	LATCH,DETENT,RIGHT,C-1010-135	1
F1b	DWR1010C132	LATCH,DETENT,LEFT,C-1010-132	1
G1	SCRASBH1177	SCREW,BHSCS,BLACK ZINC,5/16-18 X .75",GRADE 5,W/PATCH	2



70° Style #8 Swing-away Tapered Upper



Item	Part No.	Name	Qty
A1a	FRMASMB7858	FOOTREST,ASSY,70° S/A #8 UPPER,TAPERED,RIGHT,E-1010-425	1
A1b	FRMASMB7857	FOOTREST,ASSY,70° S/A #8 UPPER,TAPERED,LEFT,E-1010-424	1
B1	DWR1010B065	LEVER,MOLDED,B-1010-065	1
C1	DWR1010B064	SPRING,COMPRESSION,0.563" FL X 0.360" OD X 0.032" WIRE DIA X RATE: 2.328N/MM,B-1010-064,(LEE SPRING: LC-032E-2-M)	1
D1	DWR1010B066	SCREW,PIN,M5-.8,B-1010-066	1
E1	SCRSETS1093	SCREW,SET,BLACK ZINC,M14-1.5 X 12MM,HALF DOG POINT	1
F1a	DWR1010C135	LATCH,DETENT,RIGHT,C-1010-135	1
F1b	DWR1010C132	LATCH,DETENT,LEFT,C-1010-132	1
G1	SCRASBH1177	SCREW,BHSCS,BLACK ZINC,5/16-18 X .75",GRADE 5,W/PATCH	2

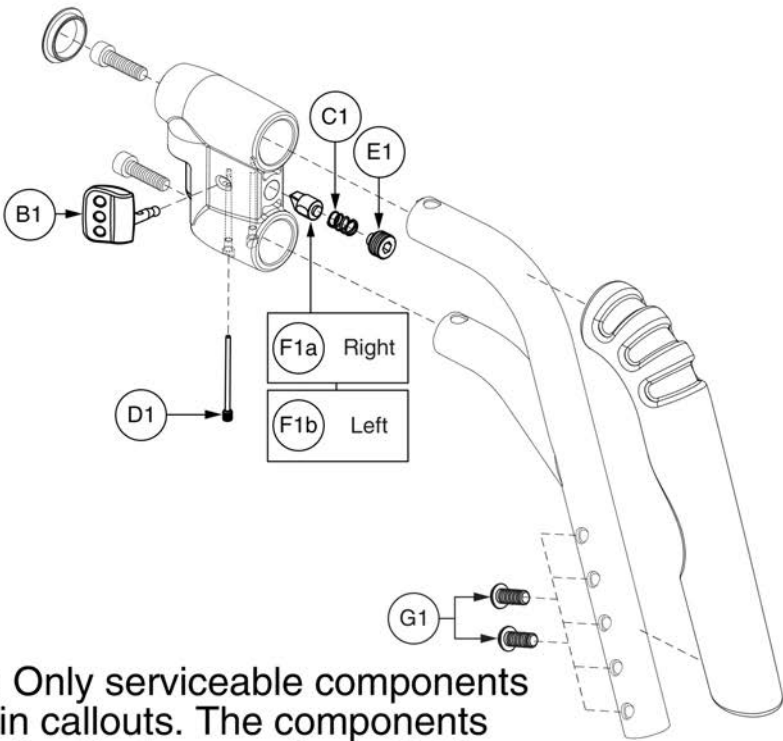


70° Style #8 Swing-away Short Tapered Upper



Item	Part No.	Name	Qty
A1a	FRMASMB8059	FOOTREST,ASSY,70° S/A #8 UPPER,SHORT,TAPERED,RIGHT	1
A1b	FRMASMB8058	FOOTREST,ASSY,70° S/A #8 UPPER,SHORT,TAPERED,LEFT	1
B1	DWR1010B065	LEVER,MOLDED,B-1010-065	1
C1	DWR1010B064	SPRING,COMPRESSION,0.563" FL X 0.360" OD X 0.032" WIRE DIA X RATE: 2.328N/MM,B-1010-064,(LEE SPRING: LC-032E-2-M)	1
D1	DWR1010B066	SCREW,PIN,M5-.8,B-1010-066	1
E1	SCRSETS1093	SCREW,SET,BLACK ZINC,M14-1.5 X 12MM,HALF DOG POINT	1
F1a	DWR1010C135	LATCH,DETENT,RIGHT,C-1010-135	1
F1b	DWR1010C132	LATCH,DETENT,LEFT,C-1010-132	1
G1	SCRASBH1177	SCREW,BHSCS,BLACK ZINC,5/16-18 X .75",GRADE 5,W/PATCH	2

Complete Upper Assemblies	
A1a	Right
A1b	Left



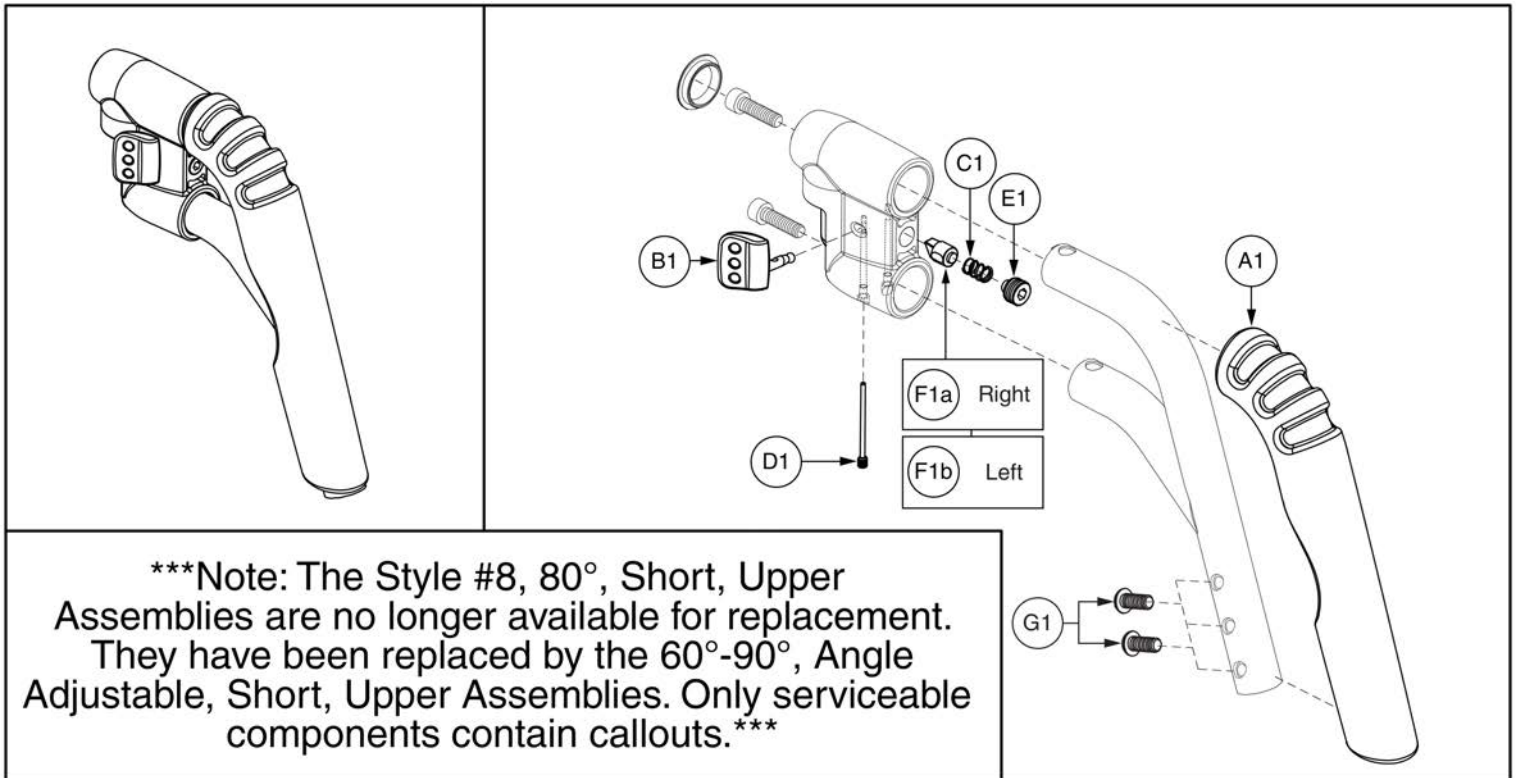
Note: Only serviceable components contain callouts. The components without callouts are only available with the complete assemblies.

80° Style #8 Swing-away Straight Upper



Item	Part No.	Name	Qty
A1a	FRMASMB7856	FOOTREST,ASSY,80° S/A #8 UPPER,STRAIGHT,RIGHT,E-1010-422	1
A1b	FRMASMB7855	FOOTREST,ASSY,80° S/A #8 UPPER,STRAIGHT,LEFT,E-1010-421	1
B1	DWR1010B065	LEVER,MOLDED,B-1010-065	1
C1	DWR1010B064	SPRING,COMPRESSION,0.563" FL X 0.360" OD X 0.032" WIRE DIA X RATE: 2.328N/MM,B-1010-064,(LEE SPRING: LC-032E-2-M)	1
D1	DWR1010B066	SCREW,PIN,M5-.8,B-1010-066	1
E1	SCRSETS1093	SCREW,SET,BLACK ZINC,M14-1.5 X 12MM,HALF DOG POINT	1
F1a	DWR1010C135	LATCH,DETENT,RIGHT,C-1010-135	1
F1b	DWR1010C132	LATCH,DETENT,LEFT,C-1010-132	1
G1	SCRASBH1177	SCREW,BHSCS,BLACK ZINC,5/16-18 X .75",GRADE 5,W/PATCH	2

80° Fixed

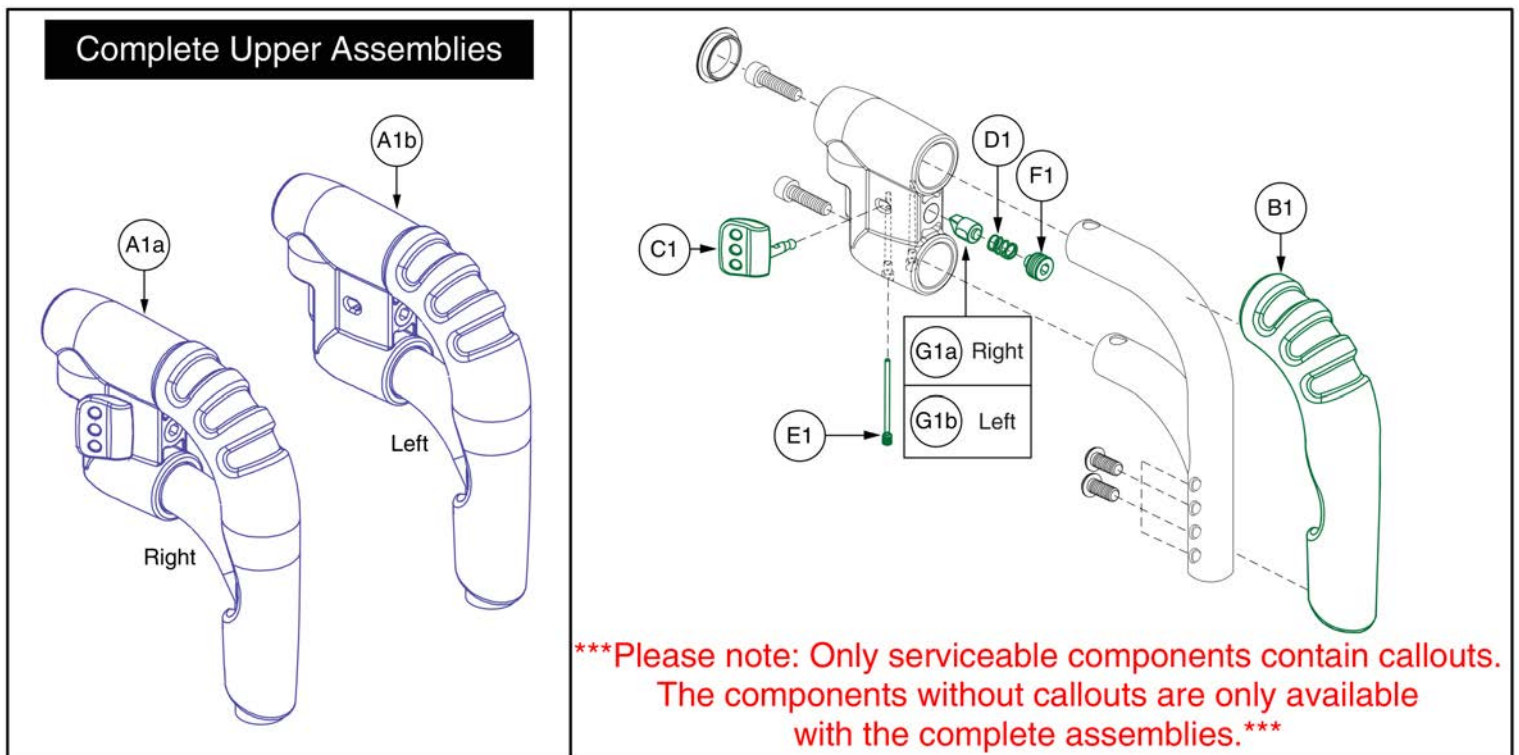


Note: The Style #8, 80°, Short, Upper Assemblies are no longer available for replacement. They have been replaced by the 60°-90°, Angle Adjustable, Short, Upper Assemblies. Only serviceable components contain callouts.

80° Style #8 Swing-away Short Straight Upper



Item	Part No.	Name	Qty
A1		COVER,FOAM,80° S/A #8,STRAIGHT,E-1010-443	1
B1	DWR1010B065	LEVER,MOLDED,B-1010-065	1
C1	DWR1010B064	SPRING,COMPRESSION,0.563" FL X 0.360" OD X 0.032" WIRE DIA X RATE: 2.328N/MM,B-1010-064,(LEE SPRING: LC-032E-2-M)	1
D1	DWR1010B066	SCREW,PIN,M5-.8,B-1010-066	1
E1	SCRSETS1093	SCREW,SET,BLACK ZINC,M14-1.5 X 12MM,HALF DOG POINT	1
F1a	DWR1010C135	LATCH,DETENT,RIGHT,C-1010-135	1
F1b	DWR1010C132	LATCH,DETENT,LEFT,C-1010-132	1
G1	SCRASBH1177	SCREW,BHSCS,BLACK ZINC,5/16-18 X .75",GRADE 5,W/PATCH	2

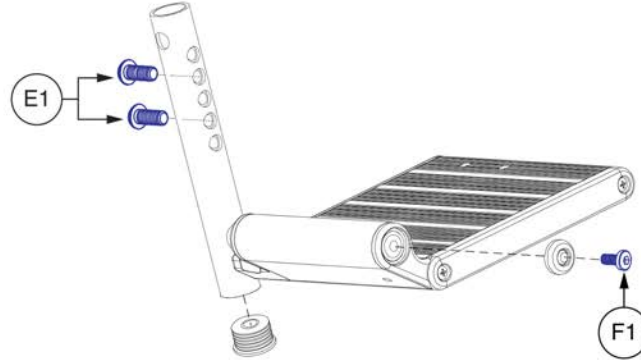
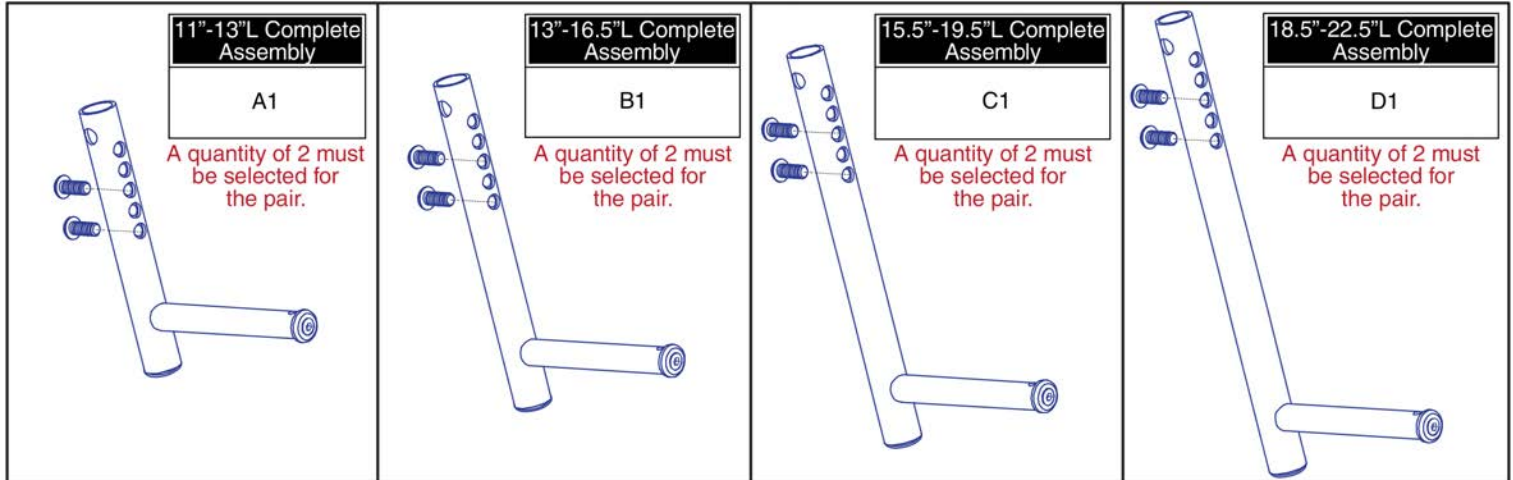


90° Style #8 Swing-away Pediatric Upper



Item	Part No.	Name	Qty
A1a	FRMASMB8810	LEGREST,ASSY,PEDIATRIC S/A # 8,90°,UPPER,RIGHT,D-1010-238	1
A1b	FRMASMB8809	LEGREST,ASSY,PEDIATRIC S/A # 8,90°,UPPER,LEFT,D-1010-237	1
B1	DWR1010E594	COVER,FOAM,90° PEDIATRIC S/A #8,E-1010-594	1
C1	DWR1010B065	LEVER,MOLDED,B-1010-065	1
D1	DWR1010B064	SPRING,COMPRESSION,0.563" FL X 0.360" OD X 0.032" WIRE DIA X RATE: 2.328N/MM,B-1010-064,(LEE SPRING: LC-032E-2-M)	1
E1	DWR1010B066	SCREW,PIN,M5-.8,B-1010-066	1
F1	SCRSETS1093	SCREW,SET,BLACK ZINC,M14-1.5 X 12MM,HALF DOG POINT	1
G1a	DWR1010C135	LATCH,DETENT,RIGHT,C-1010-135	1
G1b	DWR1010C132	LATCH,DETENT,LEFT,C-1010-132	1

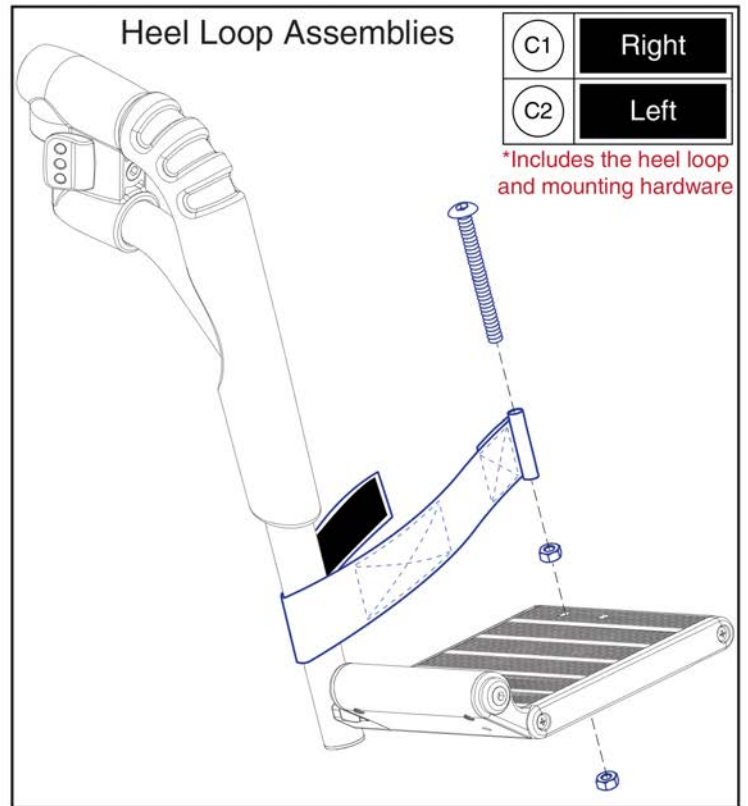
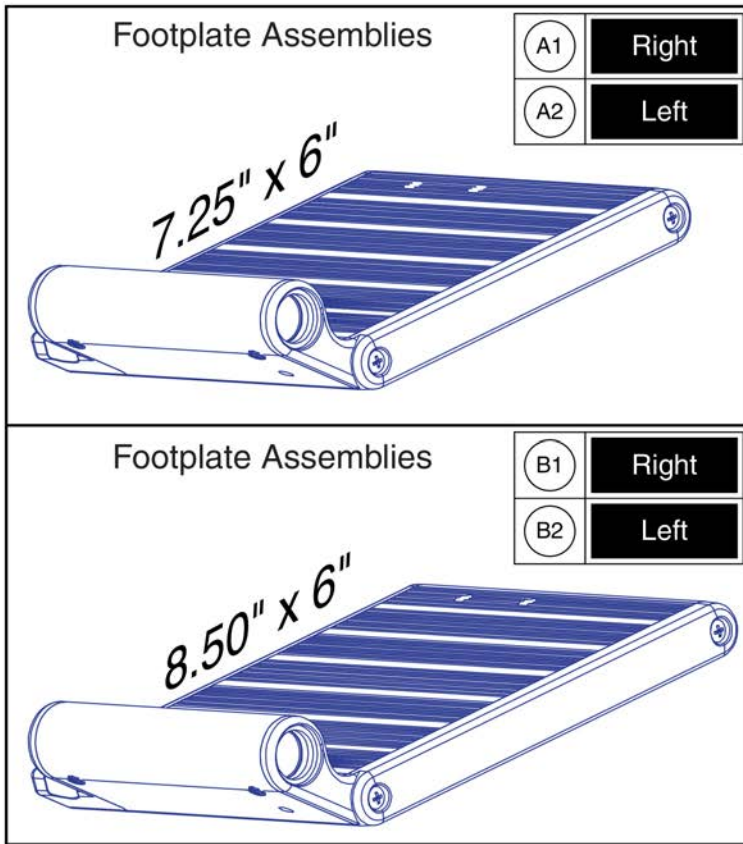
2.3. Standard Lowers and Foot Plates



Note: Only serviceable components contain callouts. For components without callouts the complete assemblies must be selected.

Item	Part No.	Name	Qty
A1	FRMASMB8053	FOOTREST,ASSY,S/A #8,LOWER EXTENSION,11"-13",C-1010-179	1
B1	FRMASMB7844	FOOTREST,ASSY,S/A #8,LOWER EXTENSION,13"-16.5",E-1010-415	1
C1	FRMASMB7845	FOOTREST,ASSY,S/A #8,LOWER EXTENSION,15.5"-19.5",E-1010-381	1
D1	FRMASMB7846	FOOTREST,ASSY,S/A #8,LOWER EXTENSION,18.5"-22.5",E-1010-417	1
E1	SCRASBH1177	SCREW,BHSCS,BLACK ZINC,5/16-18 X .75",GRADE 5,W/PATCH	2
F1	SCRASBH1187	SCREW,BHSCS,BLACK ZINC,M4-.7 X 10MM,W/NYLON PATCH	1

2.3. Standard Lowers and Foot Plates

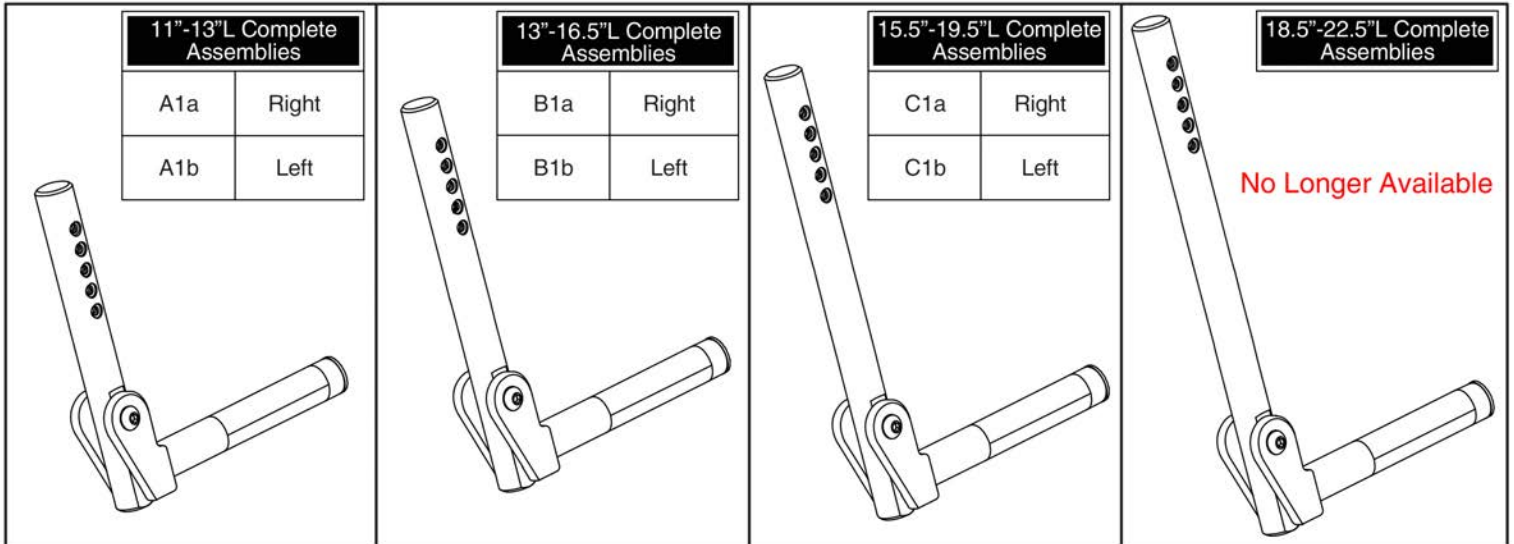


Standard Foot Plates - Style #8 Swing-away

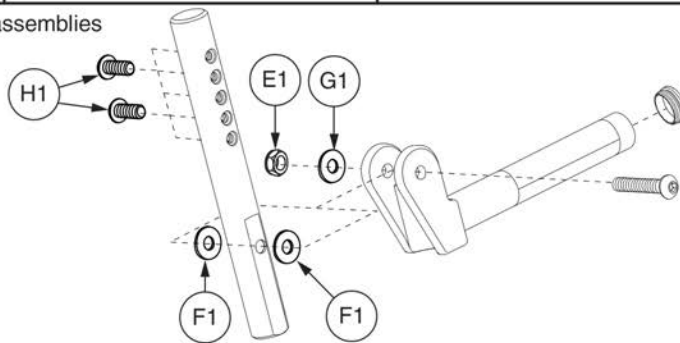


Item	Part No.	Name	Qty
A1 - A2	FRMASMB7847	FOOTPLATE,ASSY,7.25" X 6.00",EXTRUDED,PAIR	1
A1	FRMASMB7862	FOOTPLATE,ASSY,7.25"X6.00",EXTRUDED,RIGHT,E-1010-383	1
A2	FRMASMB7861	FOOTPLATE,ASSY,7.25" X 6.00",EXTRUDED,LEFT,E-1010-379	1
B1 - B2	FRMASMB7848	FOOTPLATE,ASSY,8.50" X 6.00",EXTRUDED,PAIR	1
B1	FRMASMB7864	FOOTPLATE,ASSY,8.50" X 6.00",EXTRUDED,RIGHT,E-1010-410	1
B2	FRMASMB7863	FOOTPLATE,ASSY,8.50" X 6.00",EXTRUDED,LEFT,E-1010-413	1
C1	FRMASMB7879	HEEL LOOP,ASSY,ADJUSTABLE STRAP,W/HARDWARE,RIGHT,D-1000-266	1
C2	FRMASMB7878	HEEL LOOP,ASSY,ADJUSTABLE STRAP,W/HARDWARE,LEFT,D-1000-267	1

Lowrs



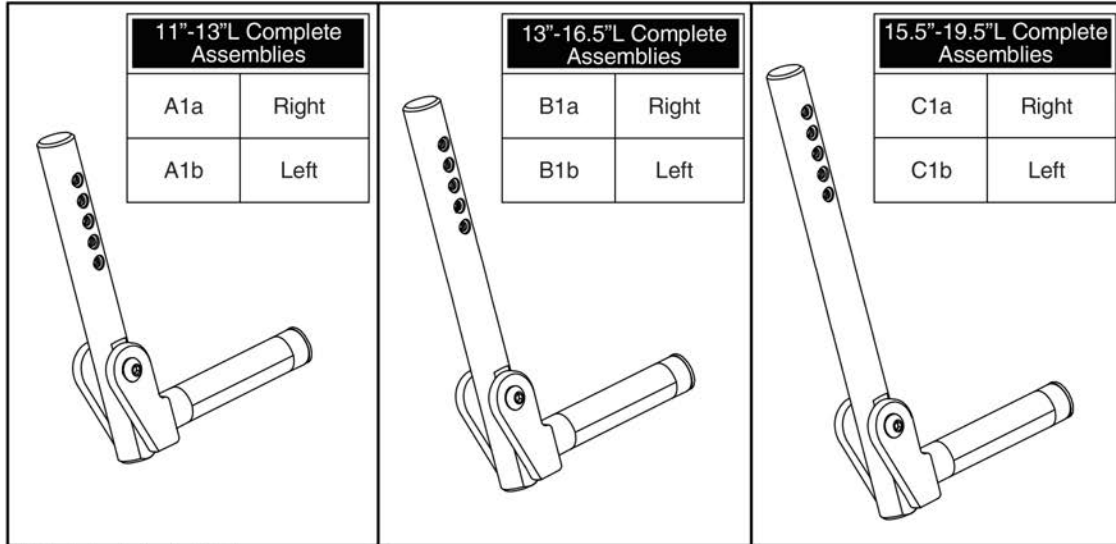
*(H1) is included with the complete assemblies



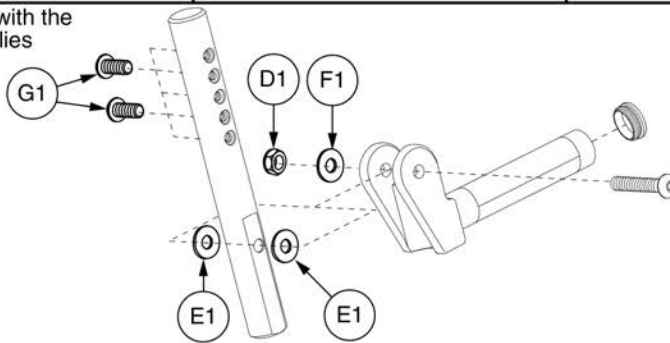
Note: Only serviceable components contain callouts. The components without callouts are only available with the complete assemblies.

Item	Part No.	Name	Qty
A1a	FRMASMB10015	ANGLE ADJUSTABLE LOWER EXTENSION,11"-13",LONG,RIGHT	1
A1b	FRMASMB10014	ANGLE ADJUSTABLE LOWER EXTENSION,11"-13",LONG,LEFT	1
B1a	FRMASMB10019	ANGLE ADJUSTABLE LOWER EXTENSION,13"-16.5",LONG,RIGHT	1
B1b	FRMASMB10018	ANGLE ADJUSTABLE LOWER EXTENSION,13"-16.5",LONG,LEFT	1
C1a	FRMASMB10023	ANGLE ADJUSTABLE LOWER EXTENSION,15.5"-19.5",LONG,RIGHT	1
C1b	FRMASMB10022	ANGLE ADJUSTABLE LOWER EXTENSION,15.5"-19.5",LONG,LEFT	1
E1	NUTNJAM1015	NUT,NYLOCK JAM,BLACK ZINC,5/16-18	1
F1	WASNYLN1007	WASHER,NYLON,.75X.317X.062	2
G1	WASSTND1002	WASHER,FLAT,BLACK ZINC,0.3125" ID X 0.6875" OD X 0.0625" TH	1
H1	SCRASBH1177	SCREW,BHSCS,BLACK ZINC,5/16-18 X .75",GRADE 5,W/PATCH	2

Lowers



*(G1) is included with the complete assemblies

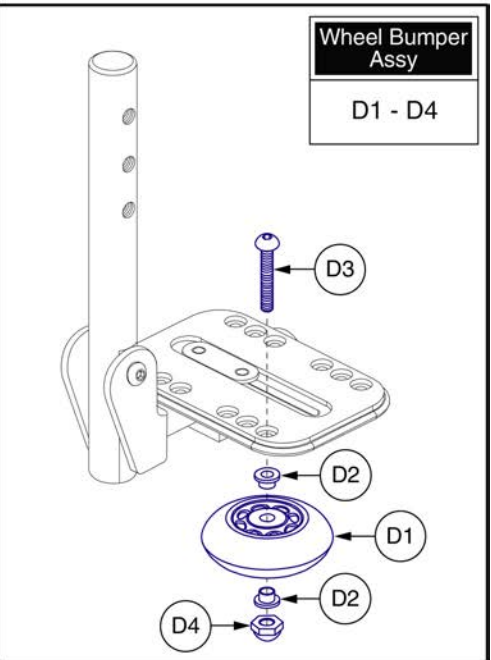
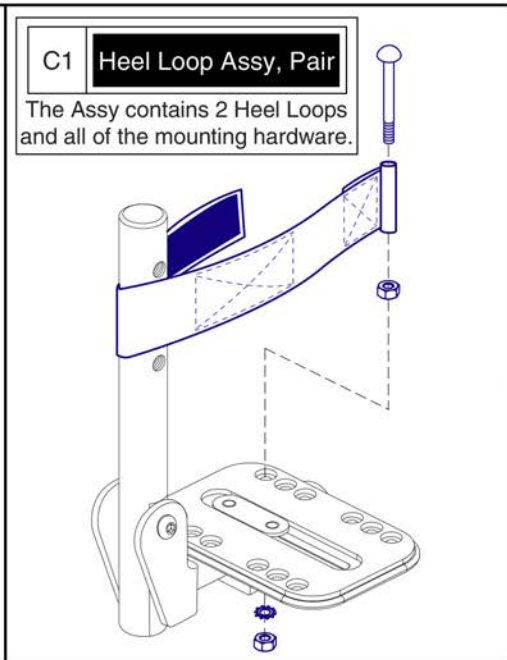
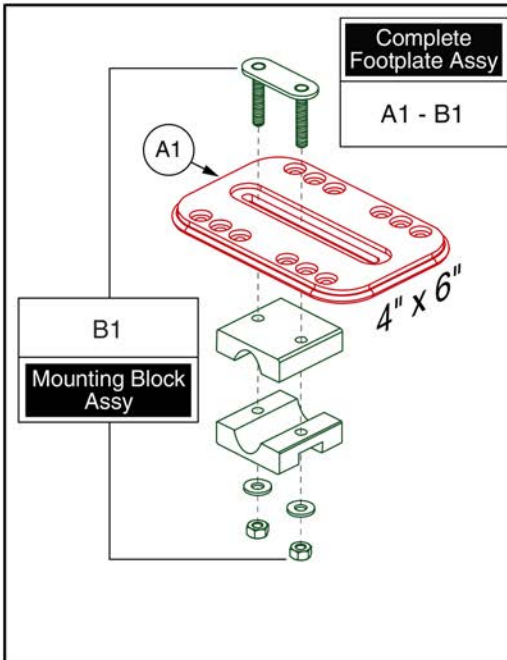


Note: Only serviceable components contain callouts. The components without callouts are only available with the complete assemblies.

Item	Part No.	Name	Qty
A1a	FRMASMB10017	ANGLE ADJUSTABLE LOWER EXTENSION,11"-13",SHORT,RIGHT	1
A1b	FRMASMB10016	ANGLE ADJUSTABLE LOWER EXTENSION,11"-13",SHORT,LEFT	1
B1a	FRMASMB10021	ANGLE ADJUSTABLE LOWER EXTENSION,13"-16.5",SHORT,RIGHT	1
B1b	FRMASMB10020	ANGLE ADJUSTABLE LOWER EXTENSION,13"-16.5",SHORT,LEFT	1
C1a	FRMASMB10025	ANGLE ADJUSTABLE LOWER EXTENSION,15.5"-19.5",SHORT,RIGHT	1
C1b	FRMASMB10024	ANGLE ADJUSTABLE LOWER EXTENSION,15.5"-19.5",SHORT,LEFT	1
D1	NUTNJAM1015	NUT,NYLOCK JAM,BLACK ZINC,5/16-18	1
E1	WASNYLN1007	WASHER,NYLON,.75X.317X.062	2
F1	WASSTND1002	WASHER,FLAT,BLACK ZINC,0.3125" ID X 0.6875" OD X 0.0625" TH	1
G1	SCRASBH1177	SCREW,BHSCS,BLACK ZINC,5/16-18 X .75",GRADE 5,W/PATCH	2

Footplates

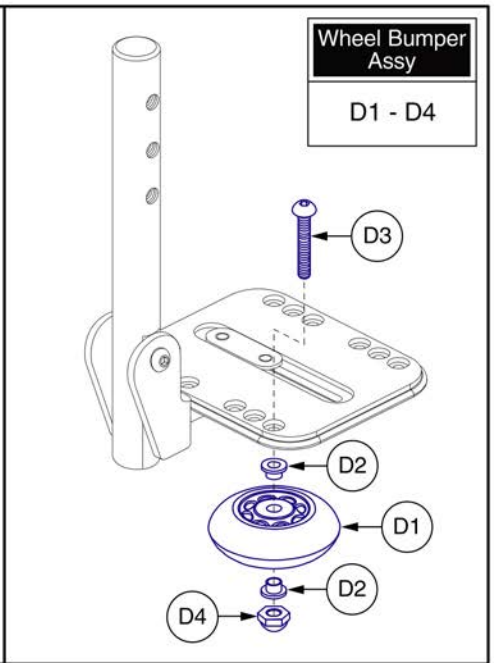
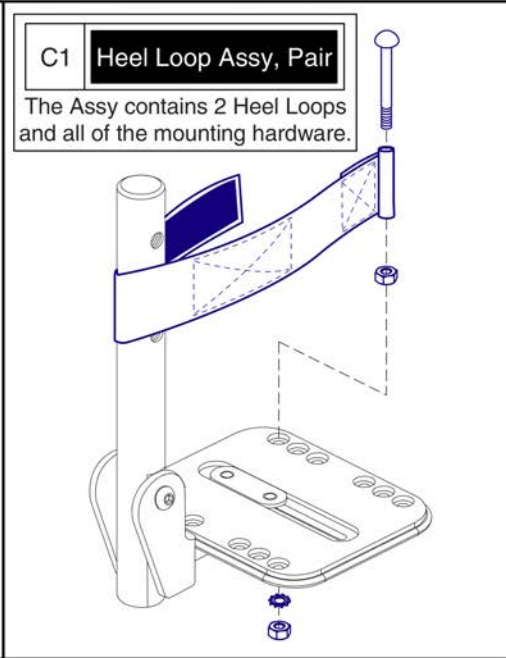
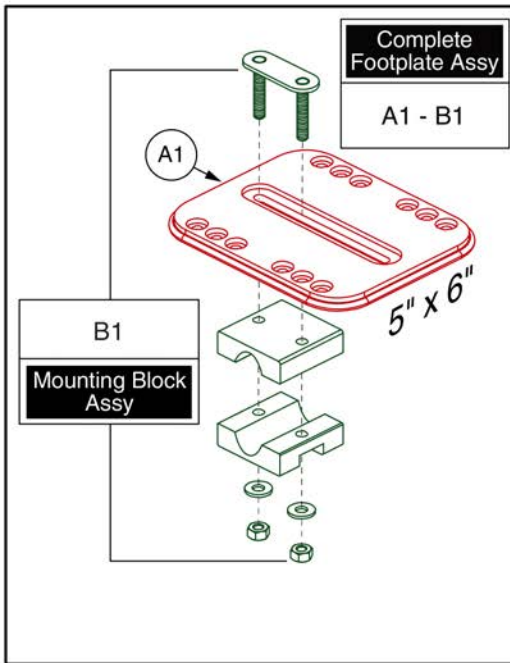
A1 - C1 Complete Pair Assy
 Includes the L/R Footplates and Heel Loop Assy's.
 The Bumpers must be selected separately.



Item	Part No.	Name	Qty
A1 - C1	FRMASMB10564	FOOTPLATE,ASSY,ANGLE ADJUSTABLE,4" X 6",W/MAT & 0.875" ROUND MOUNTING BLOCK & HEEL LOOPS,PAIR	1
A1 - B1	FRMASMB10008	FOOTPLATE,ASSY,4" X 6",W/MAT & 0.875" ROUND MOUNTING BLOCK,D-1010-286	2
A1	DWR1010D235	PEDIATRIC FOOTPLATE,4" X 6",W/ MAT,D-1010-235	1
B1	FRMASMB10007	MOUNTING BLOCK,ASSY,0.875" ROUND,ANGLE ADJUSTABLE FOOTPLATE,C-1010-246	1
C1	FRMASMB7454	HEEL LOOP,ASSY,16.87"L,ADJUSTABLE,W/HARDWARE,PAIR	1
D1 - D4	WHL169508	WHEEL,ASSY,BUMPER,PEDIATRIC,ANGLE ADJUSTABLE FOOTPLATE	1
D1	WHLATIP1004	WHEEL,ANTI-TIP,BLACK,3" DIAMETER	1
D2	BSHNYLN1003	BUSHING, FLANGE,WHITE,NYLON,0.260"ID X 0.312"OD X 0.4375"TH X 0.513" FOD X 0.0625"FTH,(MICRO PLASTICS:10SC250037)	2
D3	SCRASBH1095	SCREW,BHSCS,BLACK ZINC,1/4-20 X 1.50",GRADE 8	1
D4	NUTACRN1029	NUT,ACORN,1/4-20,W/NYLON PATCH	1

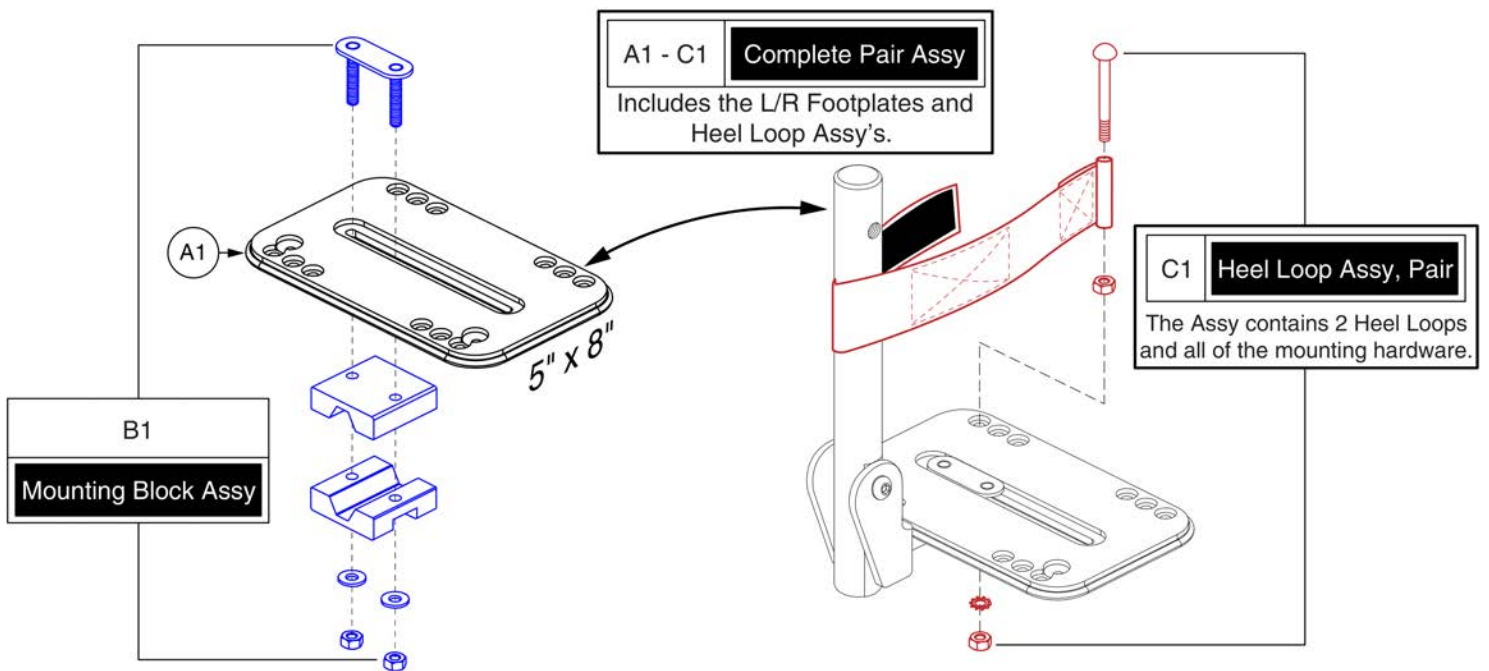
Footplates

A1 - C1 **Complete Pair Assy**
Includes the L/R Footplates and Heel Loop Assy's.
The Bumpers must be selected separately.



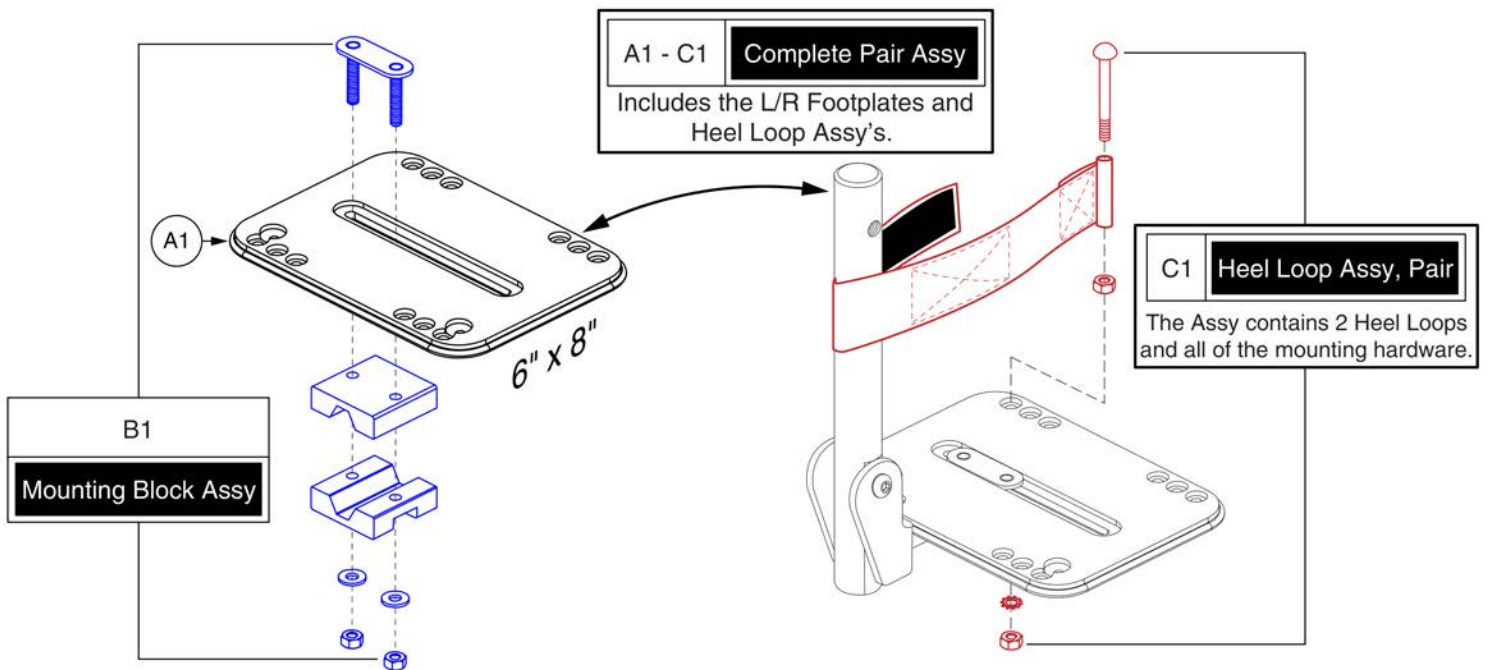
Item	Part No.	Name	Qty
A1 - C1	FRMASMB10565	FOOTPLATE,ASSY,ANGLE ADJUSTABLE,5" X 6",W/MAT & 0.875" ROUND MOUNTING BLOCK & HEEL LOOPS,PAIR	1
A1 - B1	FRMASMB10009	FOOTPLATE,ASSY,5" X 6",W/MAT & 0.875" ROUND MOUNTING BLOCK,D-1010-287	2
A1	DWR1010C215	PEDIATRIC FOOTPLATE,5" X 6",W/MAT,C-1010-215	1
B1	FRMASMB10007	MOUNTING BLOCK,ASSY,0.875" ROUND,ANGLE ADJUSTABLE FOOTPLATE,C-1010-246	1
C1	FRMASMB7454	HEEL LOOP,ASSY,16.87"L,ADJUSTABLE,W/HARDWARE,PAIR	1
D1 - D4	WHL169508	WHEEL,ASSY,BUMPER,PEDIATRIC,ANGLE ADJUSTABLE FOOTPLATE	1
D1	WHLATIP1004	WHEEL,ANTI-TIP,BLACK,3" DIAMETER	1
D2	BSHNYLN1003	BUSHING, FLANGE,WHITE,NYLON,0.260"ID X 0.312"OD X 0.4375"TH X 0.513" FOD X 0.0625"FTH,(MICRO PLASTICS:10SC250037)	2
D3	SCRASBH1095	SCREW,BHSCS,BLACK ZINC,1/4-20 X 1.50",GRADE 8	1
D4	NUTACRN1029	NUT,ACORN,1/4-20,W/NYLON PATCH	1

Footplates



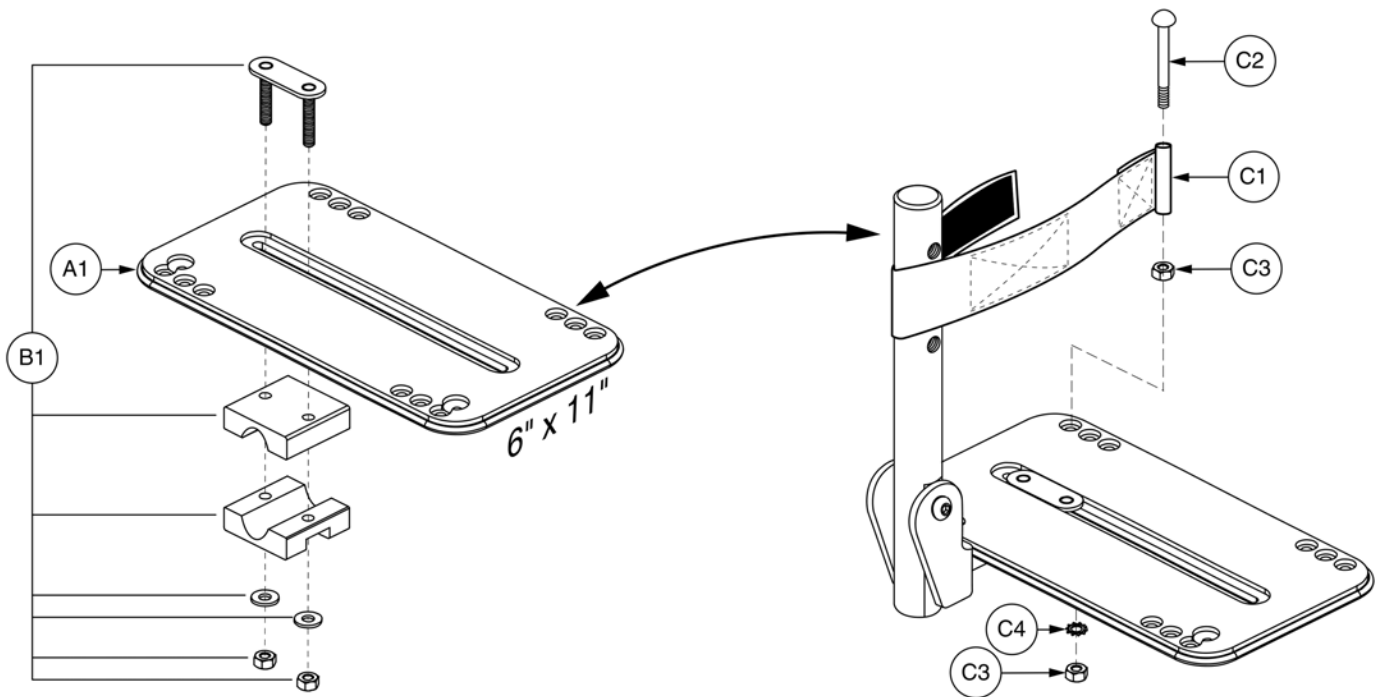
Item	Part No.	Name	Qty
A1 - C1	FRMASMB10566	FOOTPLATE,ASSY,ANGLE ADJUSTABLE,5" X 8",W/MAT & 0.875" ROUND MOUNTING BLOCK & HEEL LOOPS,PAIR	1
A1 - B1	FRMASMB10010	FOOTPLATE,ASSY,5" X 8",W/MAT & 0.875" ROUND MOUNTING BLOCK,D-1010-288	2
A1	DWR1010D247	FOOTPLATE,5" X 8",W/MAT,D-1010-247	1
B1	FRMASMB10007	MOUNTING BLOCK,ASSY,0.875" ROUND,ANGLE ADJUSTABLE FOOTPLATE,C-1010-246	1
C1	FRMASMB7454	HEEL LOOP,ASSY,16.87"L,ADJUSTABLE,W/HARDWARE,PAIR	1

Footplates

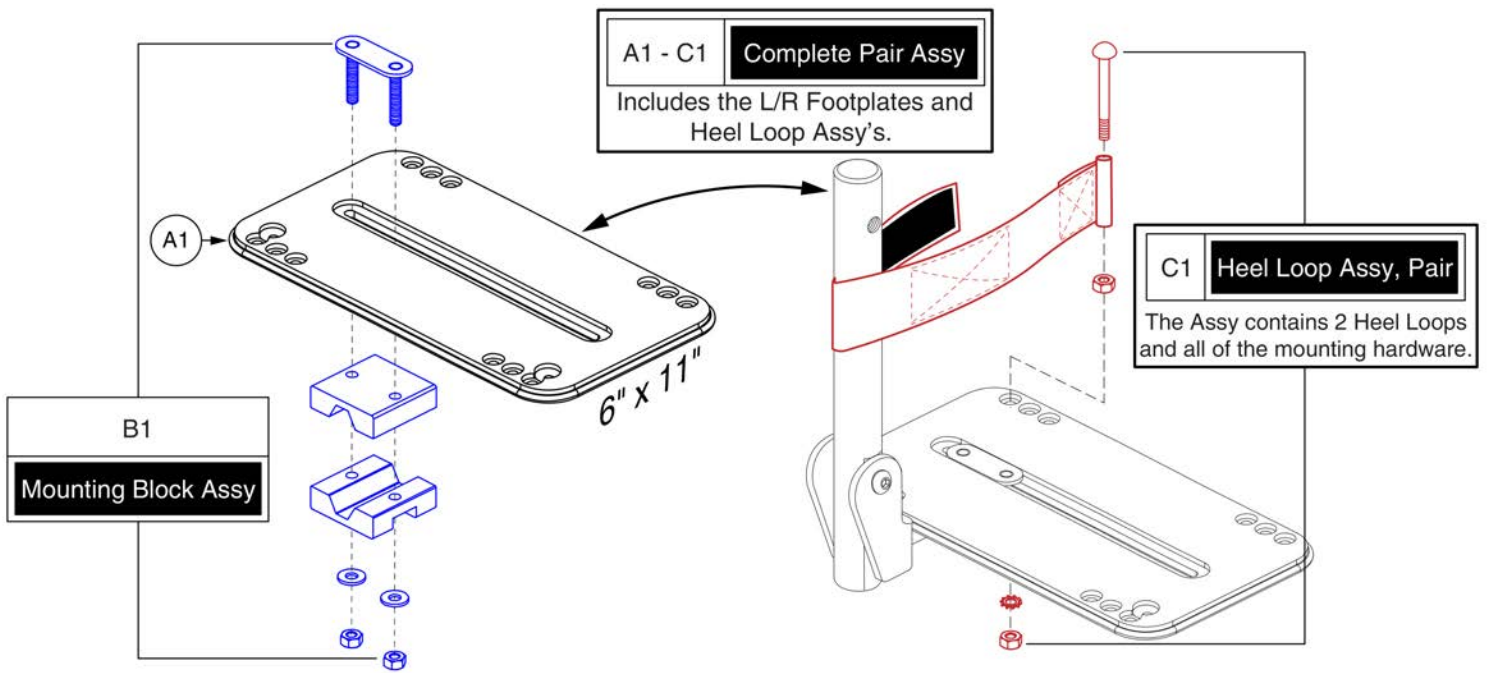


Item	Part No.	Name	Qty
A1 - C1	FRMASMB10567	FOOTPLATE,ASSY,ANGLE ADJUSTABLE,6" X 8",W/MAT & 0.875" ROUND MOUNTING BLOCK & HEEL LOOPS,PAIR	1
A1 - B1	FRMASMB10011	FOOTPLATE,ASSY,6" X 8",W/MAT & 0.875" ROUND MOUNTING BLOCK,D-1010-289	2
A1	DWR1010D203	FOOTPLATE,6" X 8",W/MAT,D-1010-203	1
B1	FRMASMB10007	MOUNTING BLOCK,ASSY,0.875" ROUND,ANGLE ADJUSTABLE FOOTPLATE,C-1010-246	1
C1	FRMASMB7454	HEEL LOOP,ASSY,16.87"L,ADJUSTABLE,W/HARDWARE,PAIR	1

Footplates

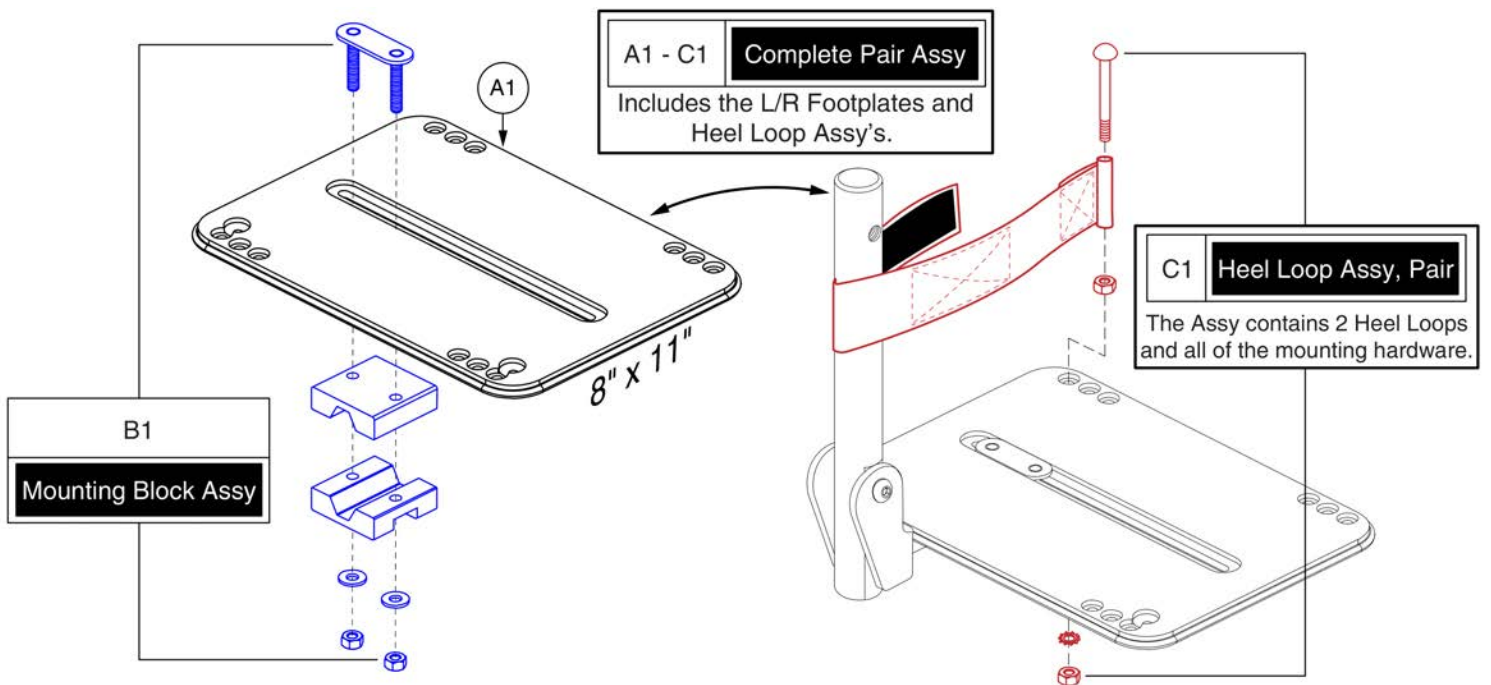


Item	Part No.	Name	Qty
A1 - C1	FRMASMB10568	FOOTPLATE,ASSY,ANGLE ADJUSTABLE,6" X 11",W/MAT & 0.875" ROUND MOUNTING BLOCK & HEEL LOOPS,PAIR	1
A1 - B1	FRMASMB10012	FOOTPLATE,ASSY,6" X 11",W/MAT & 0.875" ROUND MOUNTING BLOCK,D-1010-290	2
A1	DWR1010D250	FOOTPLATE,6" X 11",W/MAT,D-1010-250	1
B1	FRMASMB10007	MOUNTING BLOCK,ASSY,0.875" ROUND,ANGLE ADJUSTABLE FOOTPLATE,C-1010-246	1
C1	FRMASMB7454	HEEL LOOP,ASSY,16.87"L,ADJUSTABLE,W/HARDWARE,PAIR	1



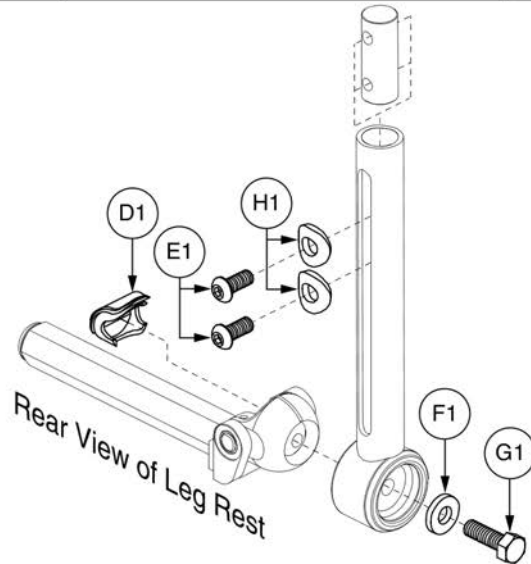
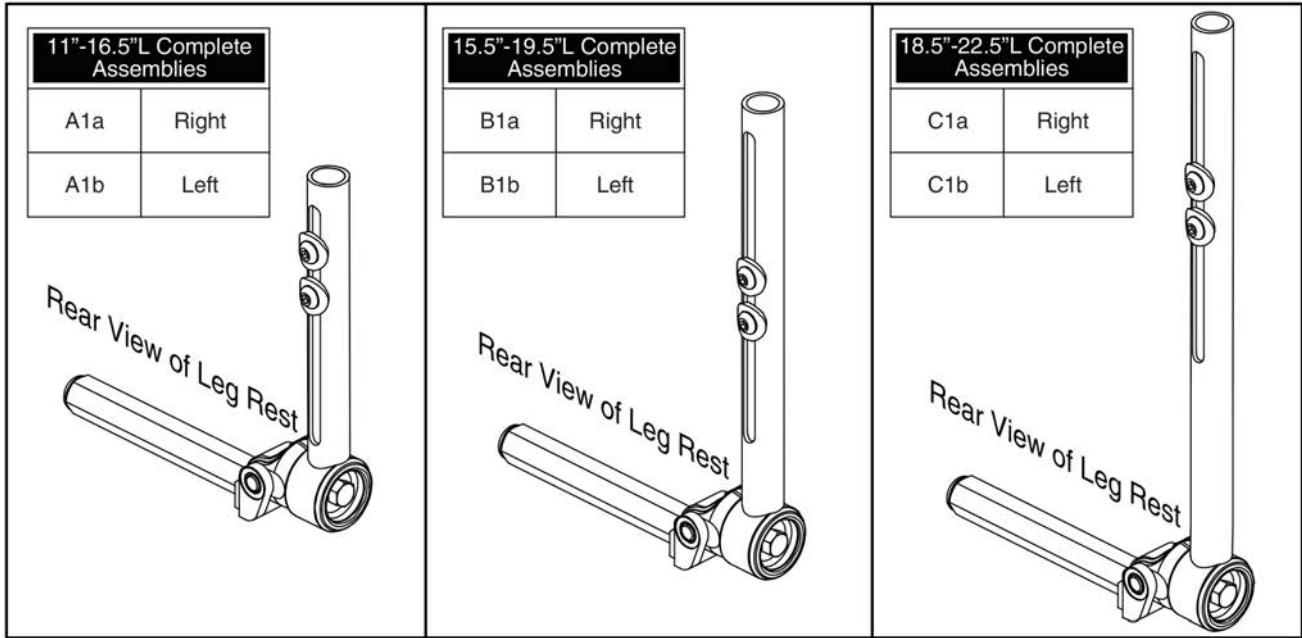
This page intentionally left blank

Footplates



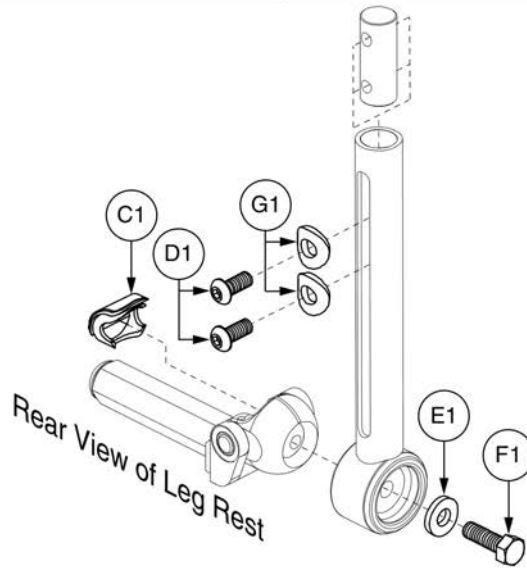
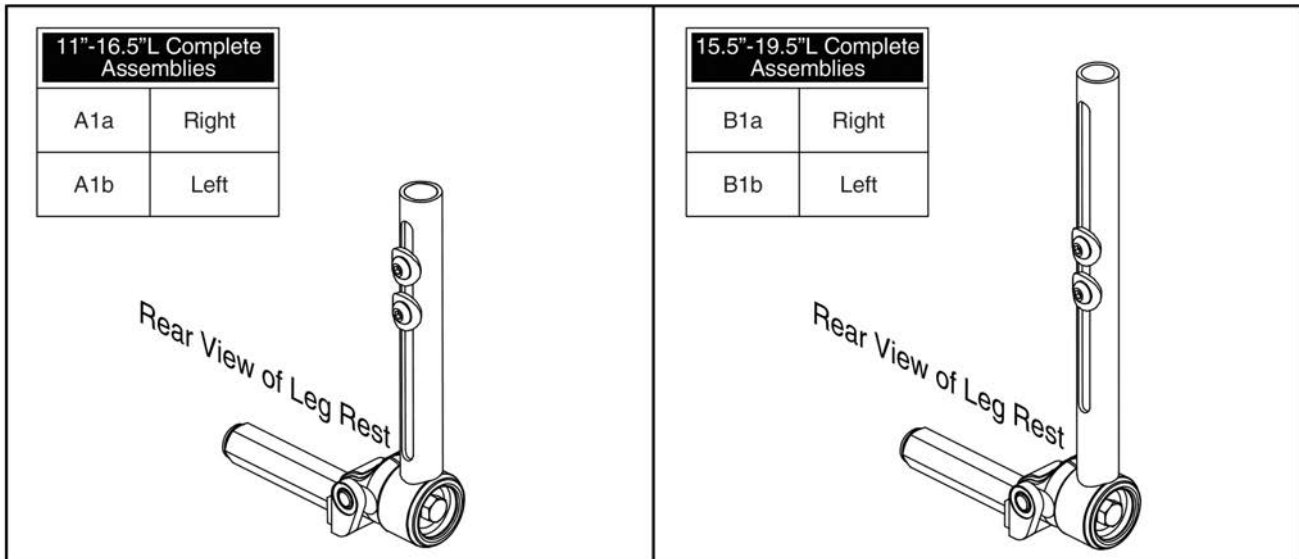
Item	Part No.	Name	Qty
A1 - C1	FRMASMB10569	FOOTPLATE,ASSY,ANGLE ADJUSTABLE,8" X 11",W/MAT & 0.875" ROUND MOUNTING BLOCK & HEEL LOOPS,PAIR	1
A1 - B1	FRMASMB10013	FOOTPLATE,ASSY,8" X 11",W/MAT & 0.875" ROUND MOUNTING BLOCK,D-1010-291	2
A1	DWR1010E614	FOOTPLATE,8" X 11",W/MAT,E-1010-614	1
B1	FRMASMB10007	MOUNTING BLOCK,ASSY,0.875" ROUND,ANGLE ADJUSTABLE FOOTPLATE,C-1010-246	1
C1	FRMASMB7454	HEEL LOOP,ASSY,16.87"L,ADJUSTABLE,W/HARDWARE,PAIR	1

2.5. Multi-axis Lowers and Foot Plates



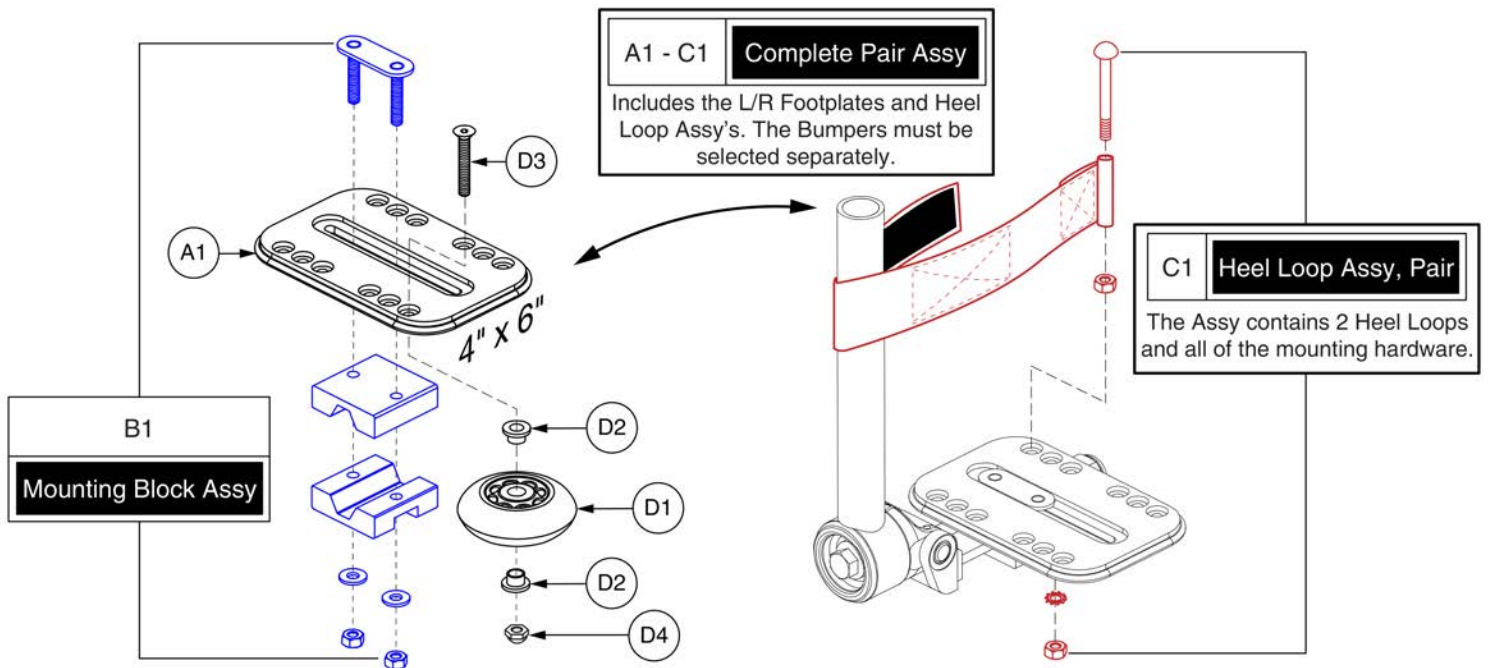
Item	Part No.	Name	Qty
A1a	FRMASMB9161	LEGREST,ASSY,MULTI-AXIS LOWER,11"-16.5" EXT,LONG,RIGHT	1
A1b	FRMASMB9160	LEGREST,ASSY,MULTI-AXIS LOWER,11"-16.5" EXT,LONG,LEFT	1
B1a	FRMASMB9164	LEGREST,ASSY,MULTI-AXIS LOWER,15.5"-19.5" EXT,LONG,RIGHT	1
B1b	FRMASMB9163	LEGREST,ASSY,MULTI-AXIS LOWER,15.5"-19.5" EXT,LONG,LEFT	1
C1a	FRMASMB9167	LEGREST,ASSY,MULTI-AXIS LOWER,18.5"-22.5" EXT,LONG,RIGHT	1
C1b	FRMASMB9166	LEGREST,ASSY,MULTI-AXIS LOWER,18.5"-22.5" EXT,LONG,LEFT	1
D1	DWR1010C196	COVER,PIVOT SHAFT,RUBBER,C-1010-196	1
E1	SCRASBH1177	SCREW,BHSCS,BLACK ZINC,5/16-18 X .75",GRADE 5,W/PATCH	2
F1		WASHER,FLAT,BLACK ZINC,STEEL,.344"ID X .750"OD X .125"TH	1
G1		SCREW,HHCS,BLACK ZINC,5/16-24 X 1.00",GR 8,W/PATCH	1
H1		WASHER,RADIUS,BLACK ZINC,.321"ID X .813"OD X .125"TH	2

2.5. Multi-axis Lowers and Foot Plates



Item	Part No.	Name	Qty
A1a	FRMASMB9170	LEGREST,ASSY,MULTI-AXIS LOWER,11"-16.5" EXT,SHORT,RIGHT	1
A1b	FRMASMB9169	LEGREST,ASSY,MULTI-AXIS LOWER,11"-16.5" EXT,SHORT,LEFT	1
B1a	FRMASMB9173	LEGREST,ASSY,MULTI-AXIS LOWER,15.5"-19.5" EXT,SHORT,RIGHT	1
B1b	FRMASMB9172	LEGREST,ASSY,MULTI-AXIS LOWER,15.5"-19.5" EXT,SHORT,LEFT	1
C1	DWR1010C196	COVER,PIVOT SHAFT,RUBBER,C-1010-196	1
D1	SCRASBH1177	SCREW,BHSCS,BLACK ZINC,5/16-18 X .75",GRADE 5,W/PATCH	2
E1		WASHER,FLAT,BLACK ZINC,STEEL,.344"ID X .750"OD X .125"TH	1
F1		SCREW,HHCS,BLACK ZINC,5/16-24 X 1.00",GR 8,W/PATCH	1
G1		WASHER,RADIUS,BLACK ZINC,.321"ID X .813"OD X .125"TH	2

2.5. Multi-axis Lowers and Foot Plates

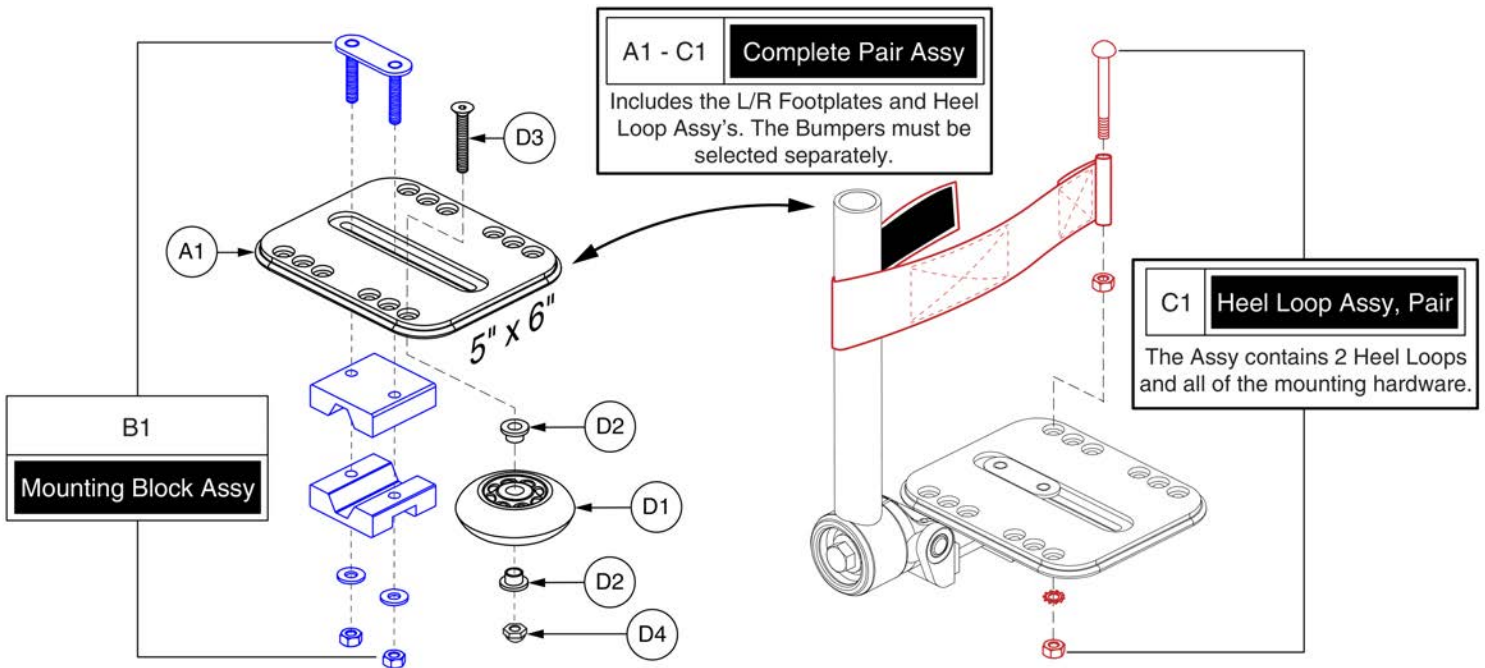


Style #8 Multi-axis Foot Plates, 4" x 6"



Item	Part No.	Name	Qty
A1 - C1	FRMASMB9456	FOOTPLATE,ASSY,4" X 6",W/MAT,MOUNTING BLOCK & HEEL LOOPS,PAIR	1
A1 - B1	FRMASMB9177	FOOTPLATE,ASSY,4" X 6",W/MAT & MOUNTING BLOCK,D-1010-243	2
A1	DWR1010D235	PEDIATRIC FOOTPLATE,4" X 6",W/ MAT,D-1010-235	1
B1	FRMASMB9174	MOUNTING BLOCK,ASSY,FOOTPLATE,C-1010-188	1
C1	FRMASMB7454	HEEL LOOP,ASSY,16.87"L,ADJUSTABLE,W/HARDWARE,PAIR	1
D1 - D4	WHLASMB1578	WHEEL,ASSY,BUMPER,ANGLE ADJUSTABLE FOOTPLATE	1
D1	WHLATIP1004	WHEEL,ANTI-TIP,BLACK,3" DIAMETER	1
D2	BSHNYLN1003	BUSHING, FLANGE,WHITE,NYLON,0.260"ID X 0.312"OD X 0.4375"TH X 0.513" FOD X 0.0625"FTH,(MICRO PLASTICS:10SC250037)	2
D3	SCRSHFH1033	SCREW,SHFH,BLACK ZINC,1/4-20 X 1.50"	1
D4	NUTACRN1029	NUT,ACORN,1/4-20,W/NYLON PATCH	1

2.5. Multi-axis Lowers and Foot Plates

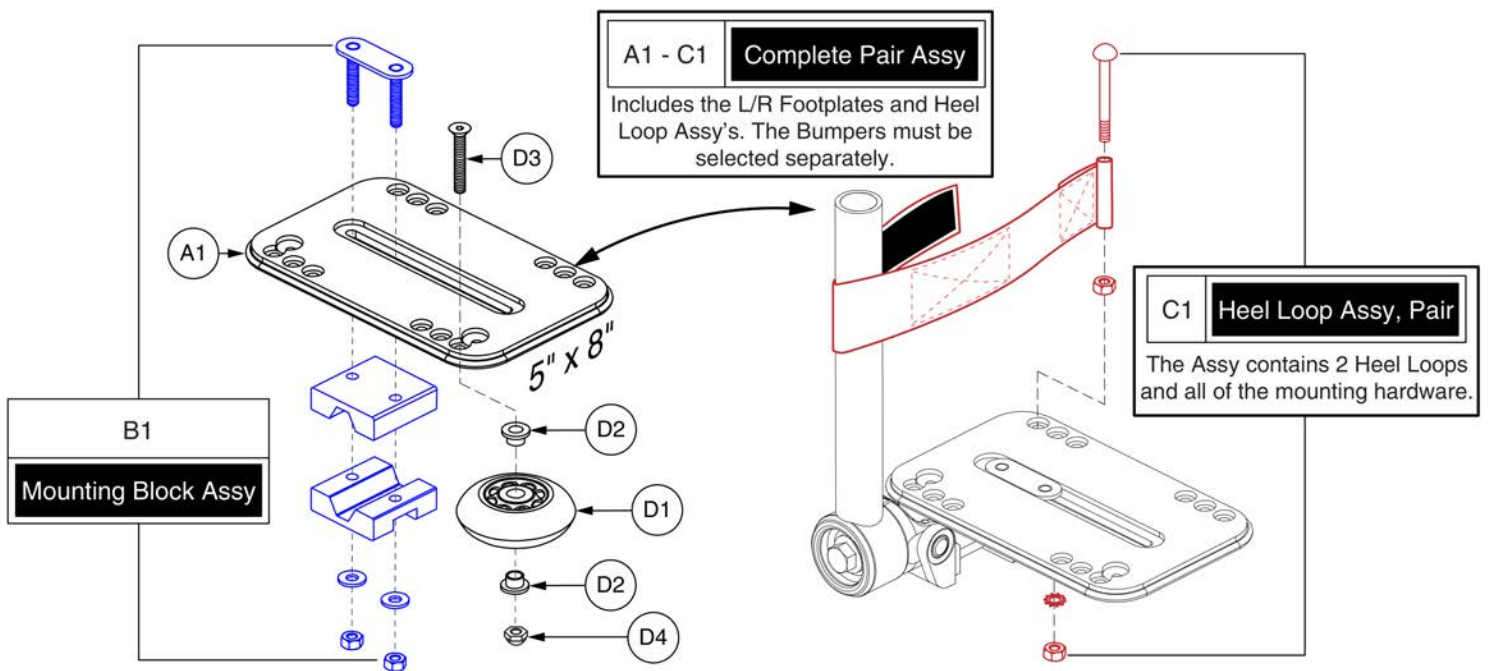


Style #8 Multi-axis Foot Plates, 5" x 6"



Item	Part No.	Name	Qty
A1 - C1	FRMASMB9457	FOOTPLATE,ASSY,MULTI-AXIS,5" X 6",W/MAT,MOUNTING BLOCK & HEEL LOOPS,PAIR	1
A1 - B1	FRMASMB9178	FOOTPLATE,ASSY,5" X 6",W/MAT & MOUNTING BLOCK,D-1010-244	2
A1	DWR1010C215	PEDIATRIC FOOTPLATE,5" X 6",W/MAT,C-1010-215	1
B1	FRMASMB9174	MOUNTING BLOCK,ASSY,FOOTPLATE,C-1010-188	1
C1	FRMASMB7454	HEEL LOOP,ASSY,16.87"L,ADJUSTABLE,W/HARDWARE,PAIR	1
D1 - D4	WHLASMB1578	WHEEL,ASSY,BUMPER,ANGLE ADJUSTABLE FOOTPLATE	1
D1	WHLATIP1004	WHEEL,ANTI-TIP,BLACK,3" DIAMETER	1
D2	BSHNYLN1003	BUSHING, FLANGE,WHITE,NYLON,0.260"ID X 0.312"OD X 0.4375"TH X 0.513" FOD X 0.0625"FTH,(MICRO PLASTICS:10SC250037)	2
D3	SCRSHFH1033	SCREW,SHFH,BLACK ZINC,1/4-20 X 1.50"	1
D4	NUTACRN1029	NUT,ACORN,1/4-20,W/NYLON PATCH	1

2.5. Multi-axis Lowers and Foot Plates

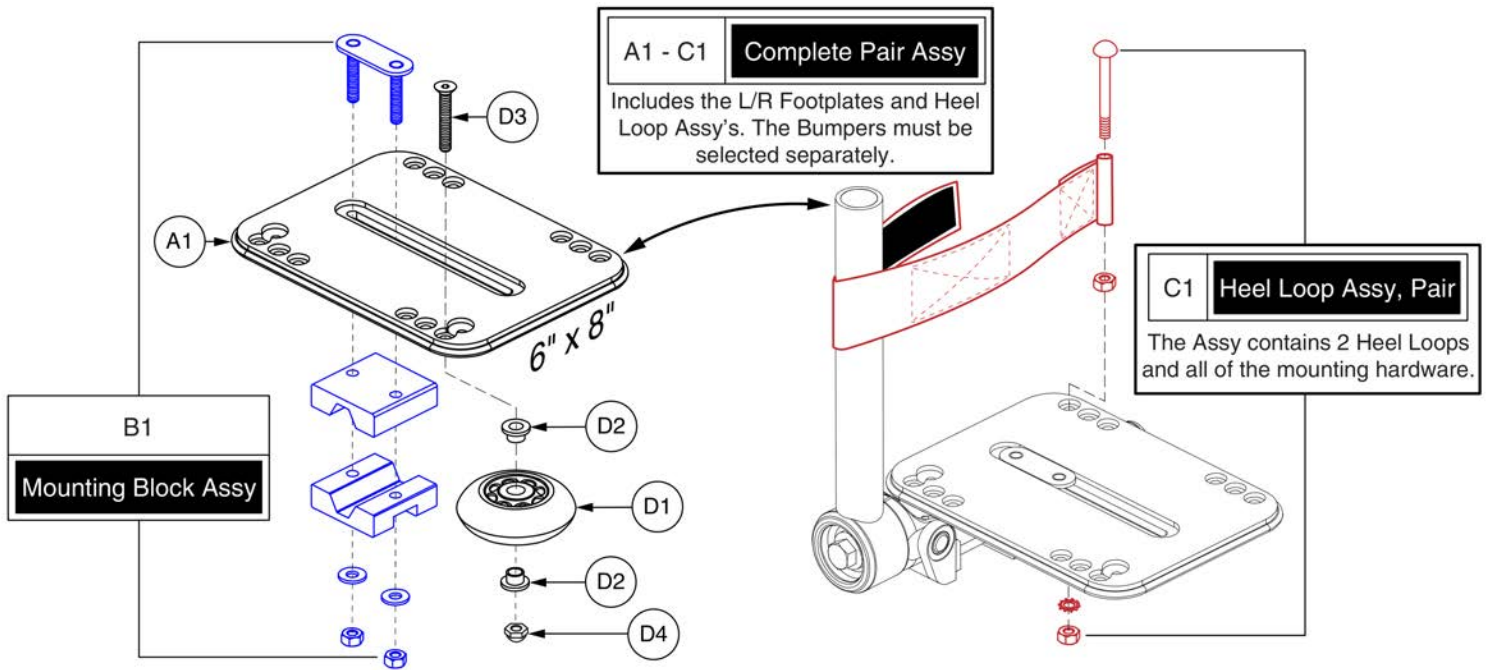


Style #8 Multi-axis Foot Plates, 5" x 8"



Item	Part No.	Name	Qty
A1 - C1	FRMASMB9458	FOOTPLATE,ASSY,MULTI-AXIS,5" X 8",W/MAT,MOUNTING BLOCK & HEEL LOOPS,PAIR	1
A1 - B1	FRMASMB9179	FOOTPLATE,ASSY,5" X 8",W/MAT & MOUNTING BLOCK,D-1010-248	2
A1	DWR1010D247	FOOTPLATE,5" X 8",W/MAT,D-1010-247	1
B1	FRMASMB9174	MOUNTING BLOCK,ASSY,FOOTPLATE,C-1010-188	1
C1	FRMASMB7454	HEEL LOOP,ASSY,16.87"L,ADJUSTABLE,W/HARDWARE,PAIR	1
D1 - D4	WHLASMB1578	WHEEL,ASSY,BUMPER,ANGLE ADJUSTABLE FOOTPLATE	1
D1	WHLATIP1004	WHEEL,ANTI-TIP,BLACK,3" DIAMETER	1
D2	BSHNYLN1003	BUSHING, FLANGE,WHITE,NYLON,0.260"ID X 0.312"OD X 0.4375"TH X 0.513" FOD X 0.0625"FTH,(MICRO PLASTICS:10SC250037)	2
D3	SCRSHFH1033	SCREW,SHFH,BLACK ZINC,1/4-20 X 1.50"	1
D4	NUTACRN1029	NUT,ACORN,1/4-20,W/NYLON PATCH	1

2.5. Multi-axis Lowers and Foot Plates

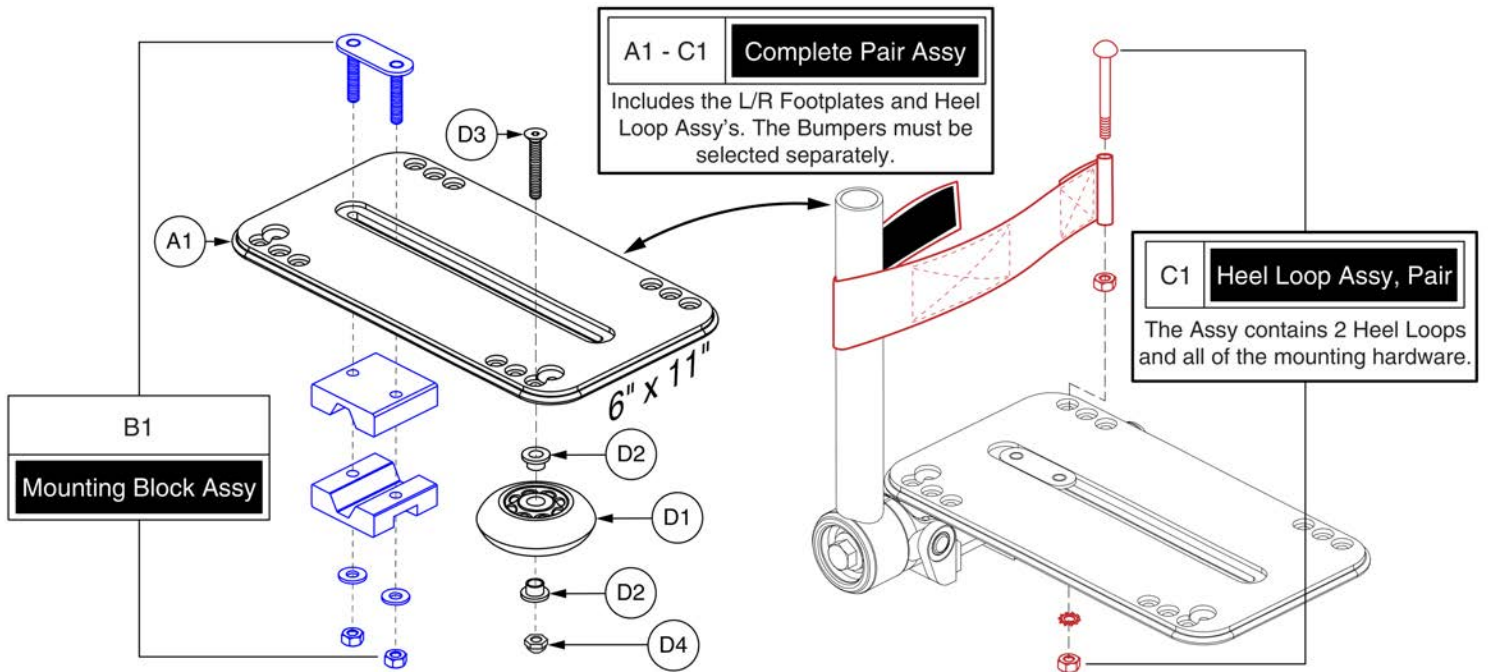


Style #8 Multi-axis Foot Plates, 6" x 8"



Item	Part No.	Name	Qty
A1 - C1	FRMASMB9459	FOOTPLATE,ASSY,MULTI-AXIS,6" X 8",W/MAT,MOUNTING BLOCK & HEEL LOOPS,PAIR	1
A1 - B1	FRMASMB9180	FOOTPLATE,ASSY,6" X 8",W/MAT & MOUNTING BLOCK,D-1010-253	2
A1	DWR1010D203	FOOTPLATE,6" X 8",W/MAT,D-1010-203	1
B1	FRMASMB9174	MOUNTING BLOCK,ASSY,FOOTPLATE,C-1010-188	1
C1	FRMASMB7454	HEEL LOOP,ASSY,16.87"L,ADJUSTABLE,W/HARDWARE,PAIR	1
D1 - D4	WHLASMB1578	WHEEL,ASSY,BUMPER,ANGLE ADJUSTABLE FOOTPLATE	1
D1	WHLATIP1004	WHEEL,ANTI-TIP,BLACK,3" DIAMETER	1
D2	BSHNYLN1003	BUSHING, FLANGE,WHITE,NYLON,0.260"ID X 0.312"OD X 0.4375"TH X 0.513" FOD X 0.0625"FTH,(MICRO PLASTICS:10SC250037)	2
D3	SCRSHFH1033	SCREW,SHFH,BLACK ZINC,1/4-20 X 1.50"	1
D4	NUTACRN1029	NUT,ACORN,1/4-20,W/NYLON PATCH	1

2.5. Multi-axis Lowers and Foot Plates

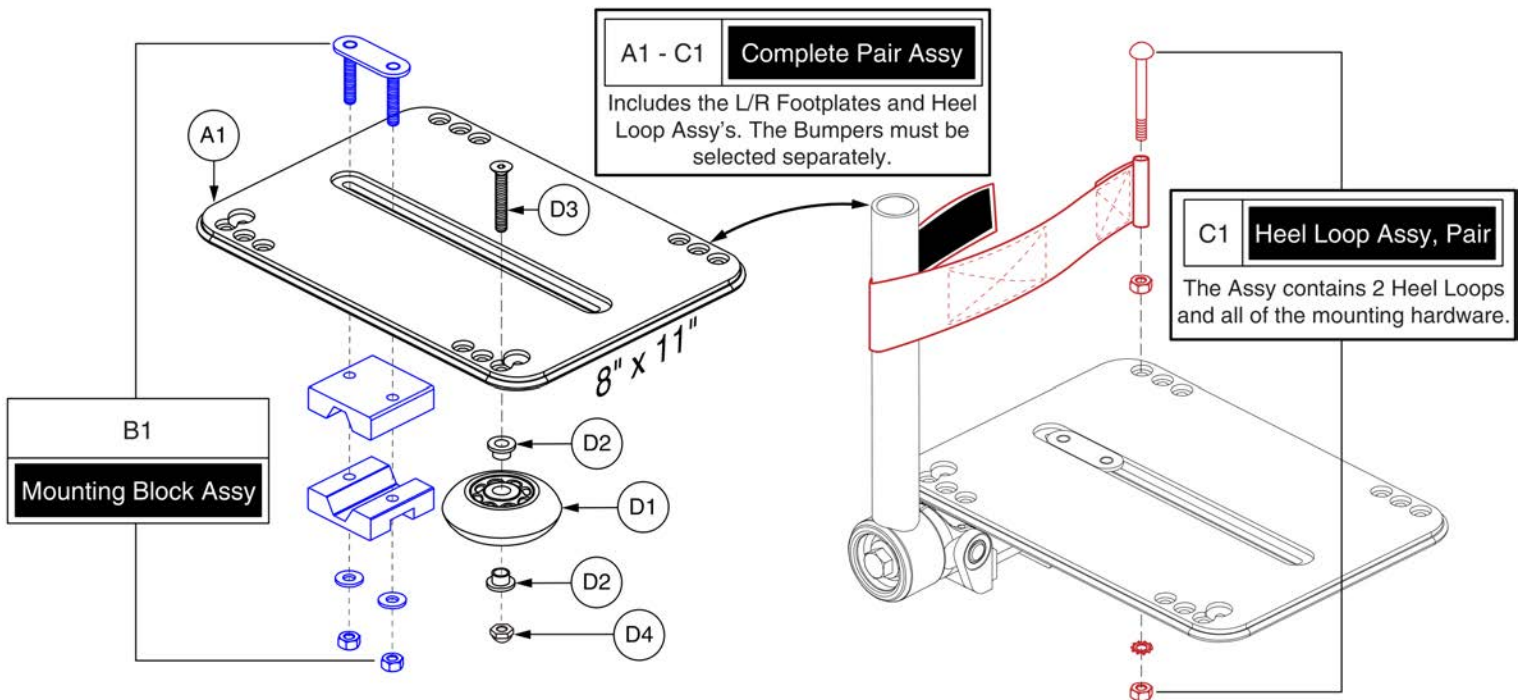


Style #8 Multi-axis Foot Plates, 6" x 11"



Item	Part No.	Name	Qty
A1 - C1	FRMASMB9460	FOOTPLATE,ASSY,MULTI-AXIS,6" X 11",W/MAT,MOUNTING BLOCK & HEEL LOOPS,PAIR	1
A1 - B1	FRMASMB9181	FOOTPLATE,ASSY,6" X 11",W/MAT & MOUNTING BLOCK,D-1010-249	2
A1	DWR1010D250	FOOTPLATE,6" X 11",W/MAT,D-1010-250	1
B1	FRMASMB9174	MOUNTING BLOCK,ASSY,FOOTPLATE,C-1010-188	1
C1	FRMASMB7454	HEEL LOOP,ASSY,16.87"L,ADJUSTABLE,W/HARDWARE,PAIR	1
D1 - D4	WHLASMB1578	WHEEL,ASSY,BUMPER,ANGLE ADJUSTABLE FOOTPLATE	1
D1	WHLATIP1004	WHEEL,ANTI-TIP,BLACK,3" DIAMETER	1
D2	BSHNYLN1003	BUSHING, FLANGE,WHITE,NYLON,0.260"ID X 0.312"OD X 0.4375"TH X 0.513" FOD X 0.0625"FTH,(MICRO PLASTICS:10SC250037)	2
D3	SCRSHFH1033	SCREW,SHFH,BLACK ZINC,1/4-20 X 1.50"	1
D4	NUTACRN1029	NUT,ACORN,1/4-20,W/NYLON PATCH	1

2.5. Multi-axis Lowers and Foot Plates

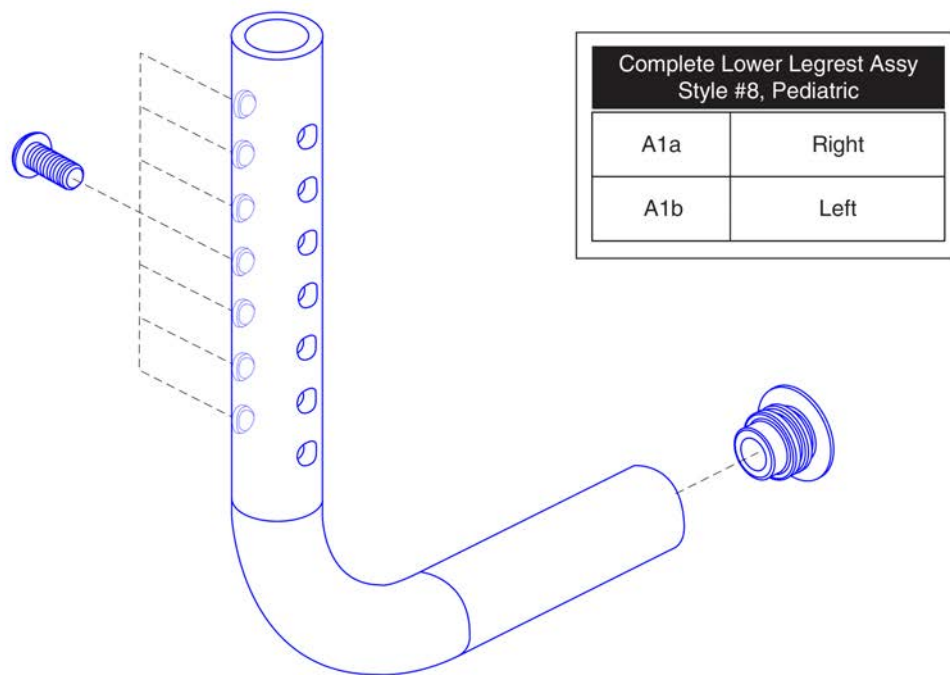


Style #8 Multi-axis Foot Plates, 8" x 11"



Item	Part No.	Name	Qty
A1 - C1	FRMASMB9461	FOOTPLATE,ASSY,MULTI-AXIS,8" X 11",W/MAT,MOUNTING BLOCK & HEEL LOOPS,PAIR	1
A1 - B1		FOOTPLATE,ASSY,8" X 11",W/MAT & MOUNTING BLOCK,E-1010-615	2
A1	DWR1010E614	FOOTPLATE,8" X 11",W/MAT,E-1010-614	1
B1	FRMASMB9174	MOUNTING BLOCK,ASSY,FOOTPLATE,C-1010-188	1
C1	FRMASMB7454	HEEL LOOP,ASSY,16.87"L,ADJUSTABLE,W/HARDWARE,PAIR	1
D1 - D4	WHLASMB1578	WHEEL,ASSY,BUMPER,ANGLE ADJUSTABLE FOOTPLATE	1
D1	WHLATIP1004	WHEEL,ANTI-TIP,BLACK,3" DIAMETER	1
D2	BSHNYLN1003	BUSHING, FLANGE,WHITE,NYLON,0.260"ID X 0.312"OD X 0.4375"TH X 0.513" FOD X 0.0625"FTH,(MICRO PLASTICS:10SC250037)	2
D3	SCRSHFH1033	SCREW,SHFH,BLACK ZINC,1/4-20 X 1.50"	1
D4	NUTACRN1029	NUT,ACORN,1/4-20,W/NYLON PATCH	1

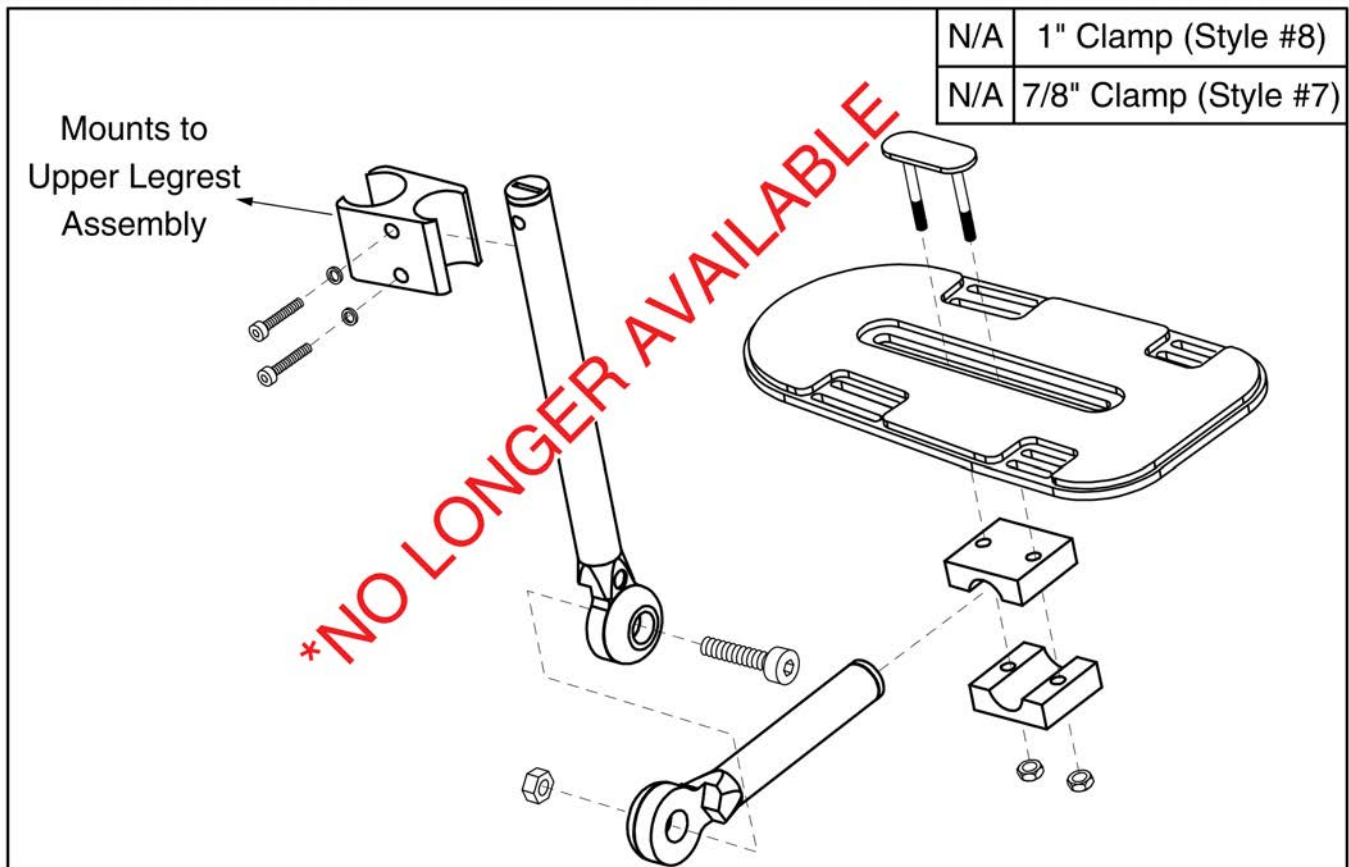
2.6. Pediatric Lowers and Foot Plates



*Please note: The mounting hardware and end cap are included with the complete assembly

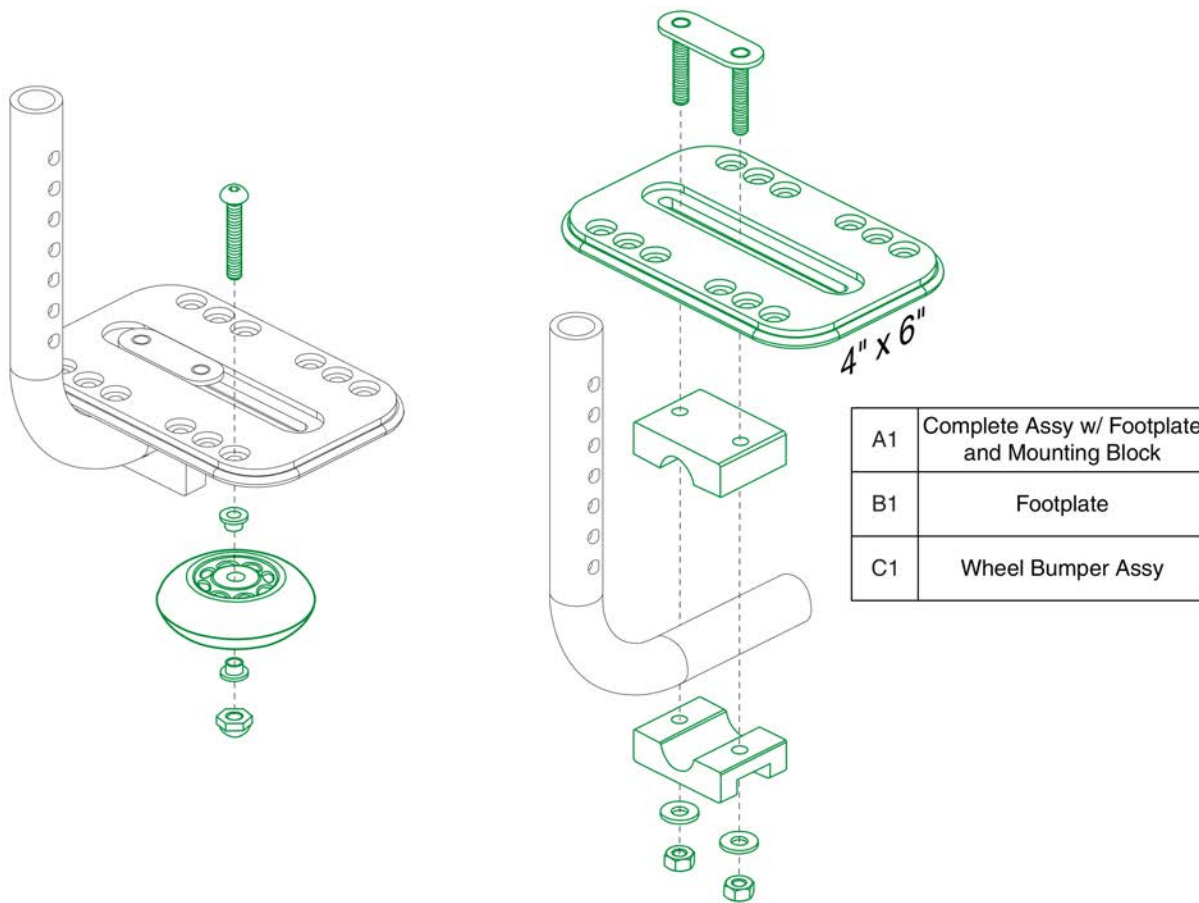
Item	Part No.	Name	Qty
A1a	FRMASMB8807	LEGREST,ASSY,PED S/A #8,7-10" EXT,LOWER,RIGHT,C-1010-217	1
A1b	FRMASMB8806	LEGREST,ASSY,PED S/A #8,7-10" EXT,LOWER,LEFT,C-1010-214	1

2.6. Pediatric Lowers and Foot Plates



This page intentionally left blank

2.6. Pediatric Lowers and Foot Plates

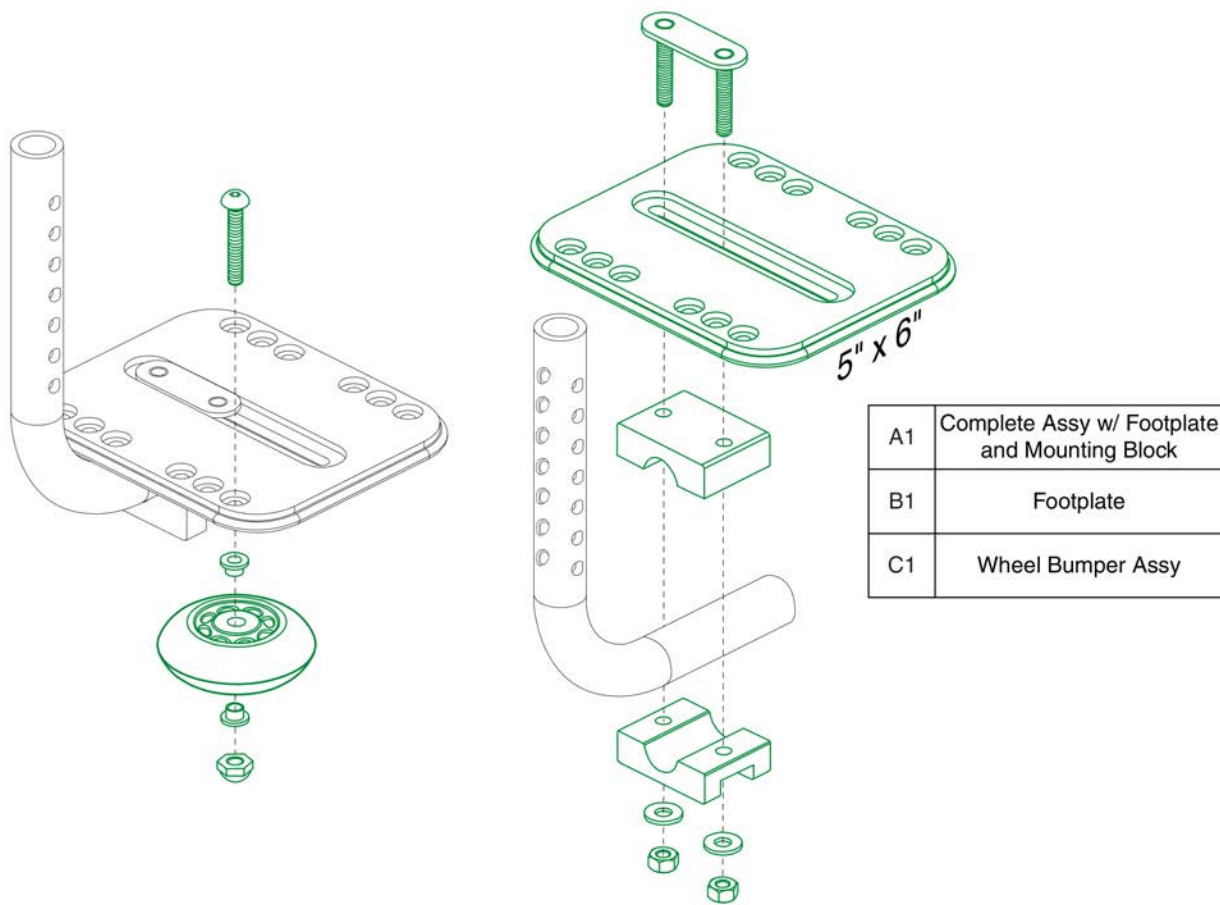


Style #8 Pediatric Foot Plates, 4" x 6"



Item	Part No.	Name	Qty
A1	FRMASMB8812	FOOTPLATE,ASSY,PEDIATRIC,4" X 6",W/ MAT & MOUNT BLOCK,D-1010-232	2
B1	DWR1010D235	PEDIATRIC FOOTPLATE,4" X 6",W/ MAT,D-1010-235	1
C1	WHL169508	WHEEL,ASSY,BUMPER,PEDIATRIC,ANGLE ADJUSTABLE FOOTPLATE	1

2.6. Pediatric Lowers and Foot Plates

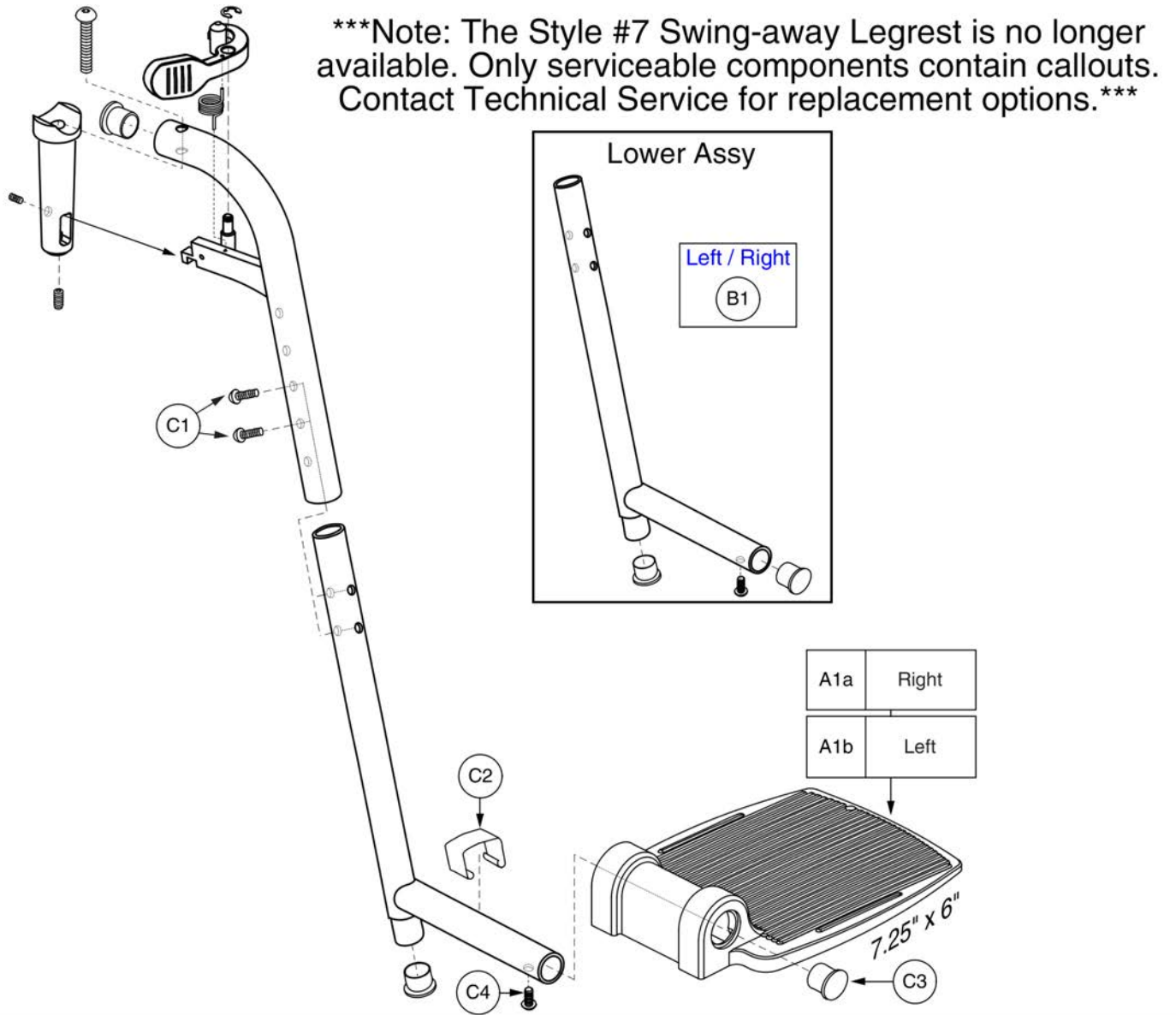


Style #8 Pediatric Foot Plates, 5" x 6"



Item	Part No.	Name	Qty
A1	FRMASMB8811	FOOTPLATE,ASSY,PEDIATRIC,5" X 6",W/ MAT & MOUNT BLOCK,C-1010-216	2
B1	DWR1010C215	PEDIATRIC FOOTPLATE,5" X 6",W/MAT,C-1010-215	1
C1	WHL169508	WHEEL,ASSY,BUMPER,PEDIATRIC,ANGLE ADJUSTABLE FOOTPLATE	1

3.1. Complete Assy's



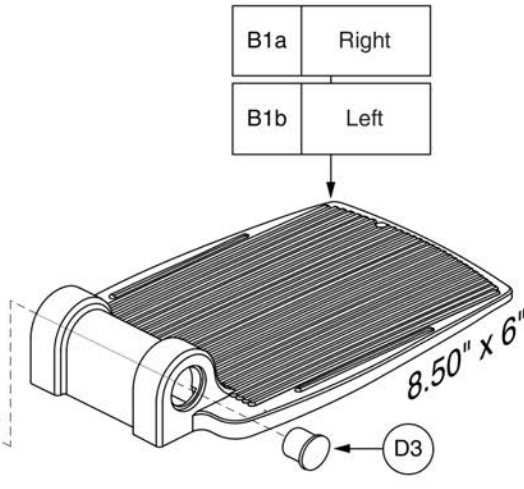
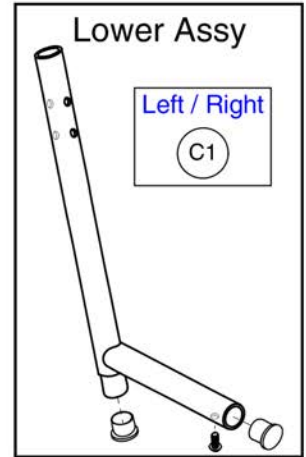
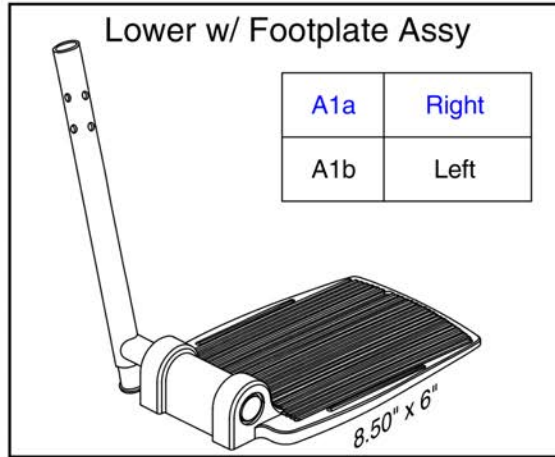
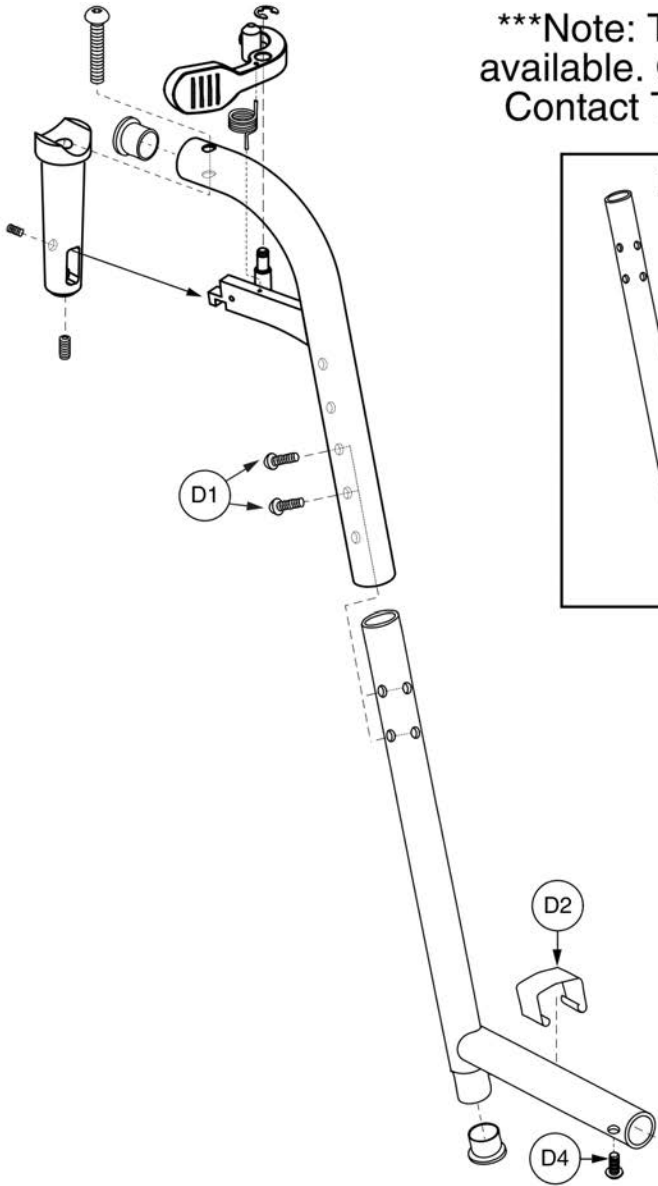
70° Style #7 Swing-away w/7.25" x 6" Footplate



Item	Part No.	Name	Qty
A1a	DWR1010E003	FOOTPLATE,7.25" X 6" REINFORCED CAST,RIGHT,E-1010-003	1
A1b	DWR1010E004	FOOTPLATE,7.25" X 6" REINFORCED CAST,LEFT,E-1010-004	1
B1	FRMASMB4856	LEGREST,ASSY,CHROME LOWER,14"-17" EXT,LEFT/RIGHT	1
C1	SCRASBH1022	SCREW,BHSCS,BLACK ZINC,5/16-18 X 0.750",GRADE 5	2
C2	SPGRAW1040	SPRING,RAW, FOOT PLATE TENSION	1
C3	PROBUMP1010	BUMPER,END CAP,7/8"OD,FITS 16 GAUGE TUBING	1
C4	SCRPTH1012	SCREW,PTH,#10 X 0.625",SELF-TAP	1

3.1. Complete Assy's

Note: The Style #7 Swing-away Legrest is no longer available. Only serviceable components contain callouts. Contact Technical Service for replacement options.

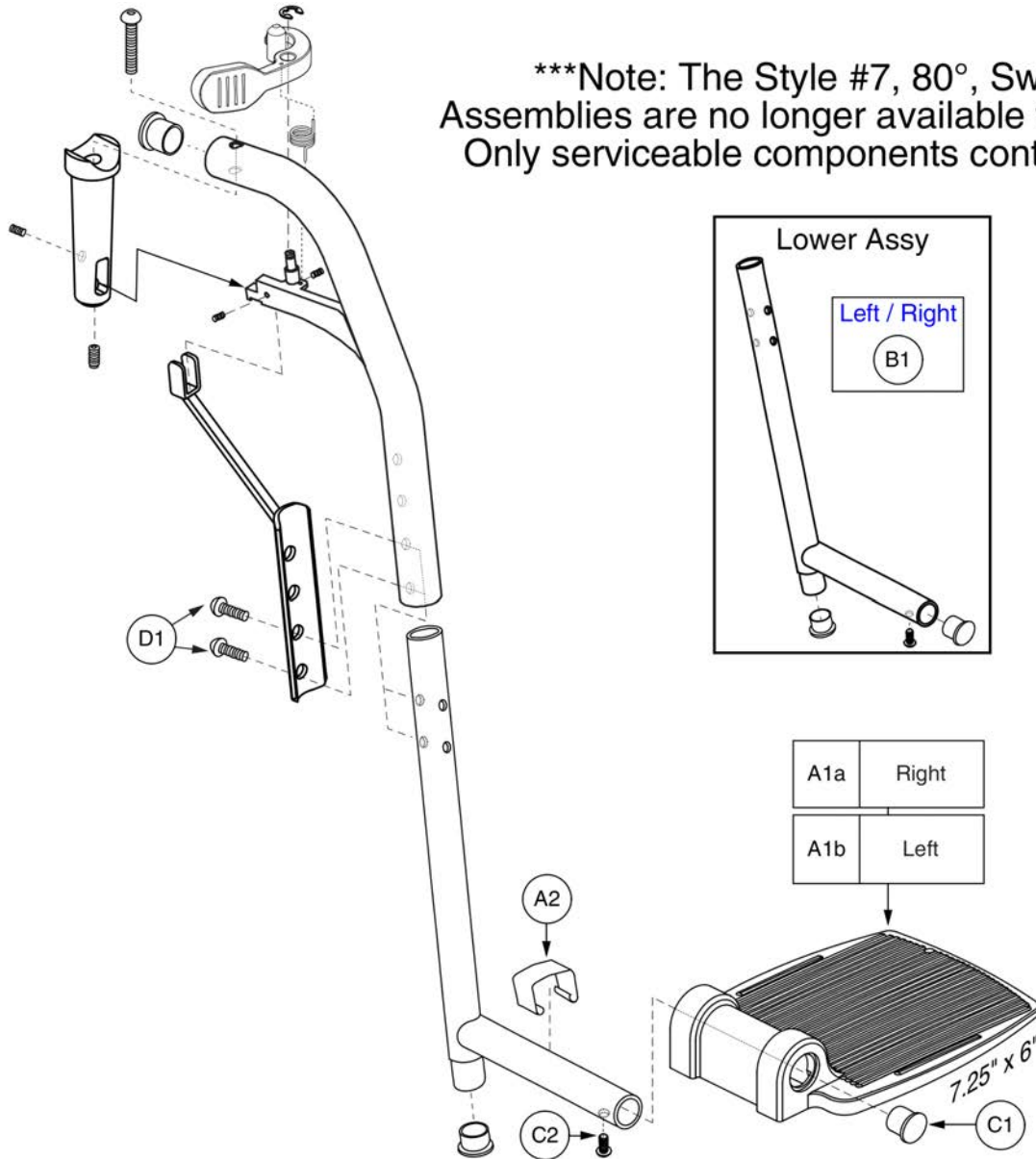


70° Style #7 Swing-away w/8.5" x 6" Footplate



Item	Part No.	Name	Qty
A1a	FRMASMB3626	LEGREST,ASSY,ELR & S/A LOWER,8.5" X 6" FOOTPLATE,RIGHT	1
A1b	FRMASMB3623	LEGREST,ASSY,ELR & S/A LOWER,8.5" X 6" FOOTPLATE,LEFT	1
B1a	DWR1000D180	FOOTPLATE,8.50" X 6" REINFORCED CAST,RIGHT,D-1000-180	1
B1b	DWR1000D179	FOOTPLATE,8.50" X 6" REINFORCED CAST,LEFT,D-1000-179	1
C1	FRMASMB4856	LEGREST,ASSY,CHROME LOWER,14"-17" EXT,LEFT/RIGHT	1
D1	SCRASBH1022	SCREW,BHSCS,BLACK ZINC,5/16-18 X 0.750",GRADE 5	2
D2	SPGRAW1040	SPRING,RAW, FOOT PLATE TENSION	1
D3	PROBUMP1010	BUMPER,END CAP,7/8"OD,FITS 16 GAUGE TUBING	1
D4	SCRPTH1012	SCREW,PTH,#10 X 0.625",SELF-TAP	1

3.1. Complete Assy's

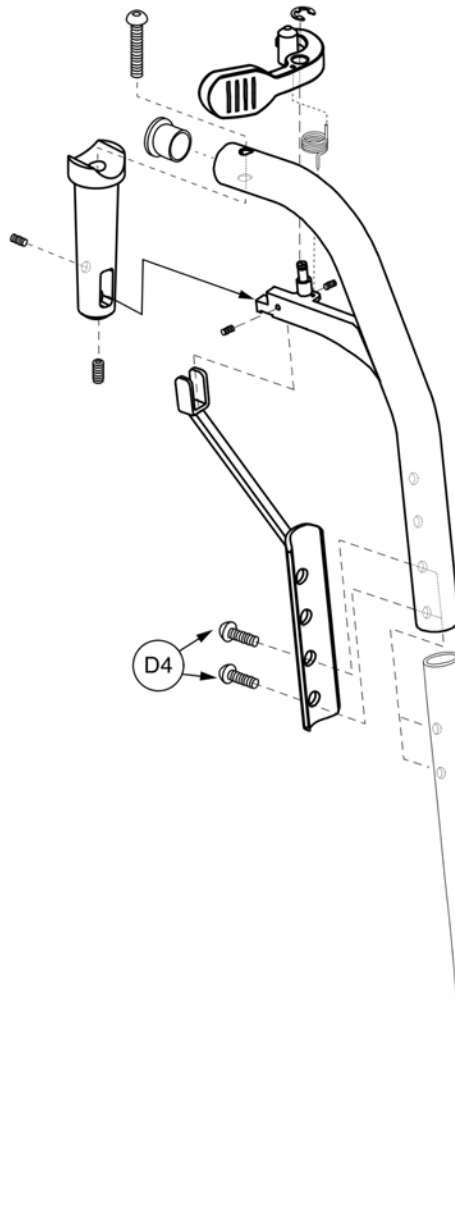


80° Style #7 Swing-away w/7.25" x 6" Footplate

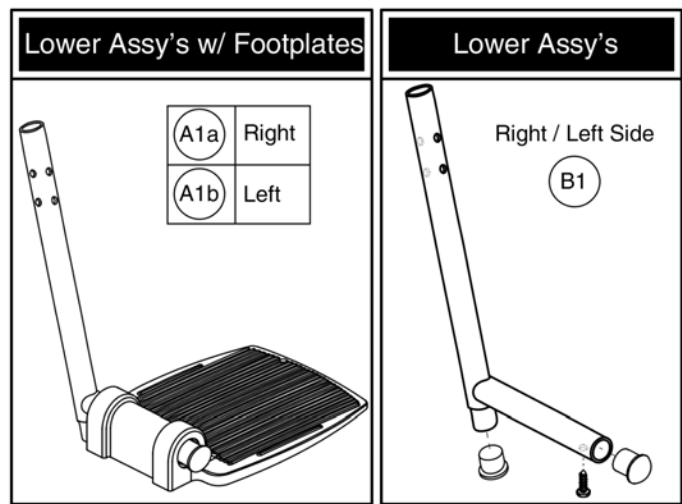


Item	Part No.	Name	Qty
A1a	DWR1010E003	FOOTPLATE,7.25" X 6" REINFORCED CAST,RIGHT,E-1010-003	1
A1b	DWR1010E004	FOOTPLATE,7.25" X 6" REINFORCED CAST,LEFT,E-1010-004	1
A2	SPGRAW1040	SPRING,RAW, FOOT PLATE TENSION	1
B1	FRMASMB4856	LEGREST,ASSY,CHROME LOWER,14"-17" EXT,LEFT/RIGHT	1
C1	PROBUMP1010	BUMPER,END CAP,7/8"OD,FITS 16 GAUGE TUBING	1
C2	SCRPTH1012	SCREW,PTH,#10 X 0.625",SELF-TAP	1
D1	SCRASBH1022	SCREW,BHSCS,BLACK ZINC,5/16-18 X 0.750",GRADE 5	2

3.1. Complete Assy's



Note: The Style #7, 80°, Swing-away Assemblies are no longer available for replacement. Only serviceable components contain callouts.

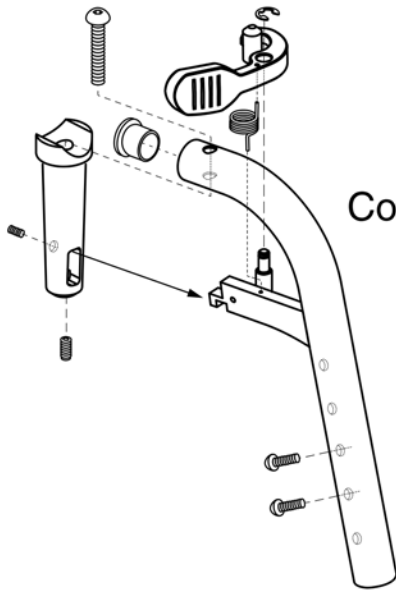


80° Style #7 Swing-away w/8.5" x 6" Footplate



Item	Part No.	Name	Qty
A1a	FRMASMB3626	LEGREST,ASSY,ELR & S/A LOWER,8.5" X 6" FOOTPLATE,RIGHT	1
A1b	FRMASMB3623	LEGREST,ASSY,ELR & S/A LOWER,8.5" X 6" FOOTPLATE,LEFT	1
B1	FRMASMB4856	LEGREST,ASSY,CHROME LOWER,14"-17" EXT,LEFT/RIGHT	1
C1a	DWR1000D180	FOOTPLATE,8.50" X 6" REINFORCED CAST,RIGHT,D-1000-180	1
C1b	DWR1000D179	FOOTPLATE,8.50" X 6" REINFORCED CAST,LEFT,D-1000-179	1
D1	SPGRAW1040	SPRING,RAW, FOOT PLATE TENSION	1
D2	PROBUMP1010	BUMPER,END CAP,7/8"OD,FITS 16 GAUGE TUBING	1
D3	SCRPTH1012	SCREW,PTH,#10 X 0.625",SELF-TAP	1
D4	SCRASBH1022	SCREW,BHSCS,BLACK ZINC,5/16-18 X 0.750",GRADE 5	2

3.2. Uppers



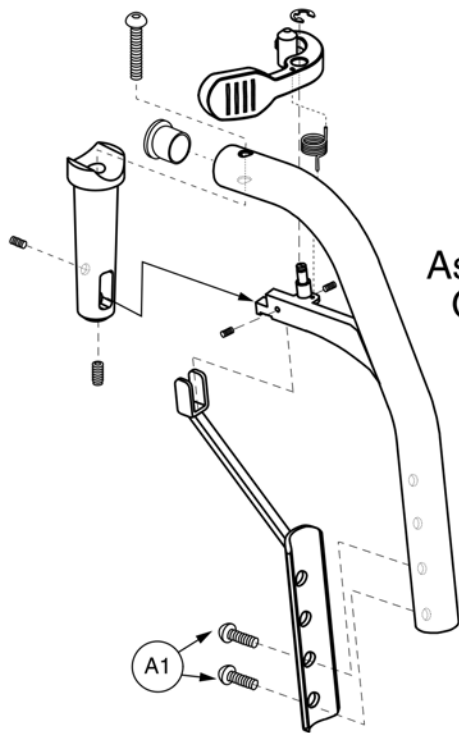
***Note: The Style #7 Swing-away Legrest is no longer available.
Contact Technical Service for replacement options.***

70° Style #7 Swing-away Upper



Item	Part No.	Name	Qty
A1a		LEGREST,ASSY,S/A #7 UPPER,RIGHT	1
A1b		LEGREST,ASSY,S/A #7 UPPER,LEFT	1

3.2. Uppers



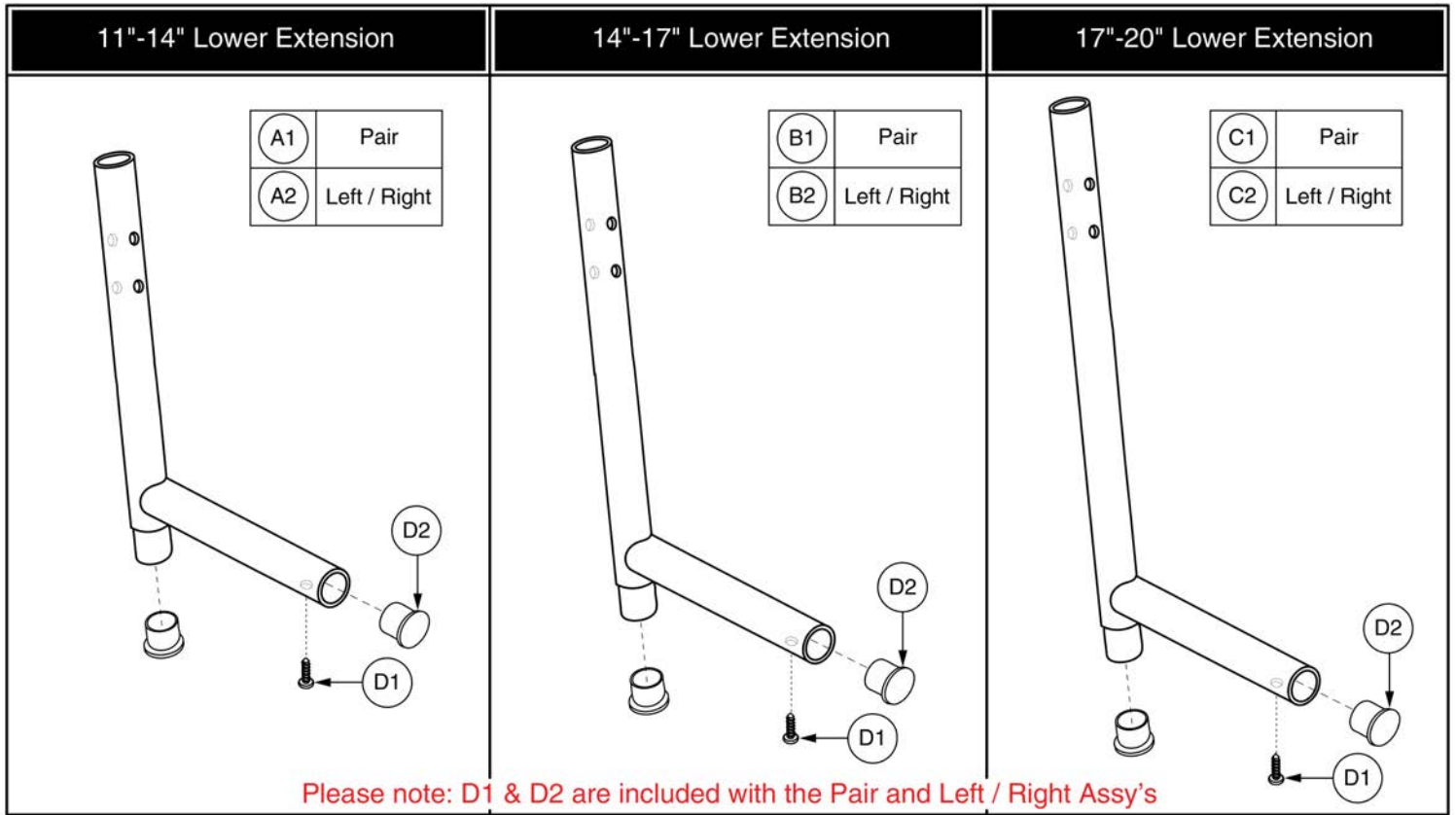
Note: The Style #7, 80°, Swing-away Assemblies are no longer available for replacement. Only serviceable components contain callouts.

80° Style #7 Swing-away Upper



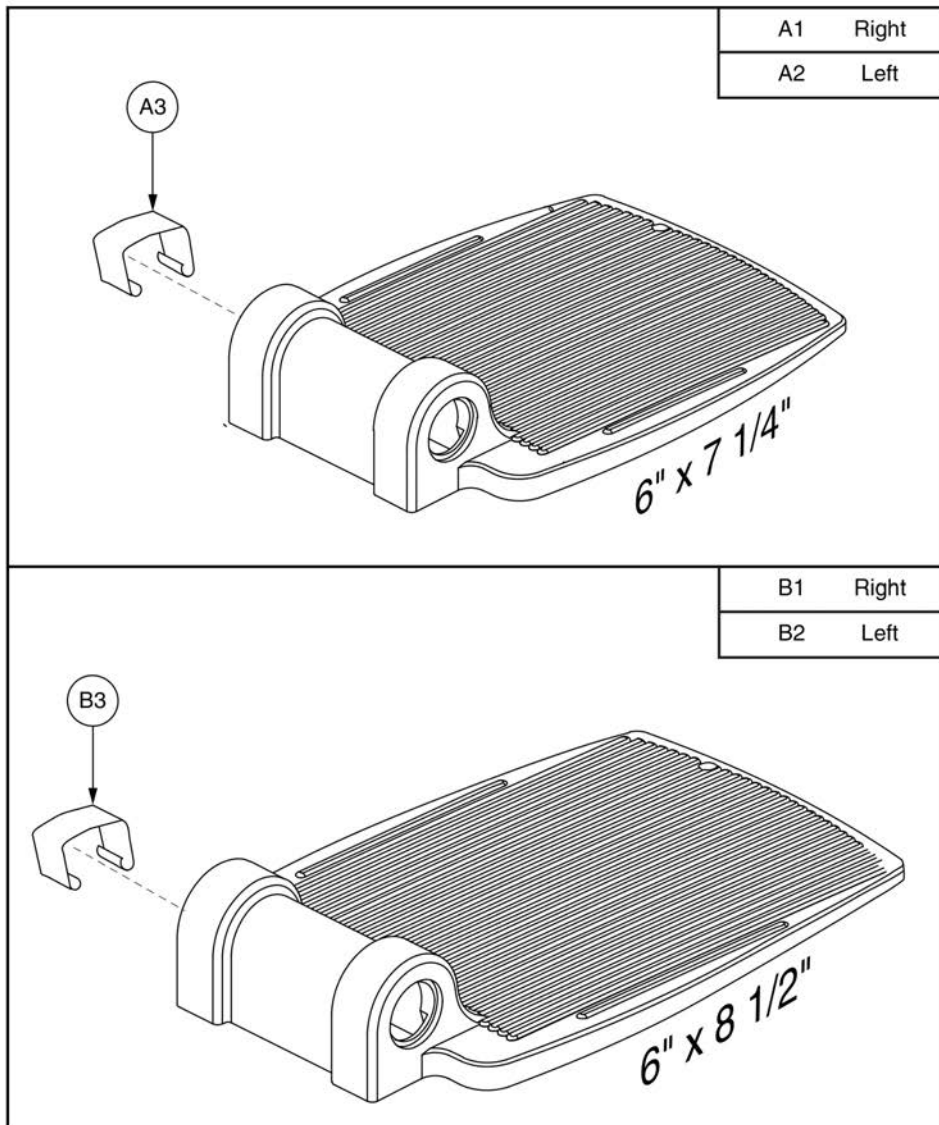
Item	Part No.	Name	Qty
A1	SCRASBH1022	SCREW,BHSCS,BLACK ZINC,5/16-18 X 0.750",GRADE 5	2

3.3. Standard Lowers and Foot Plates



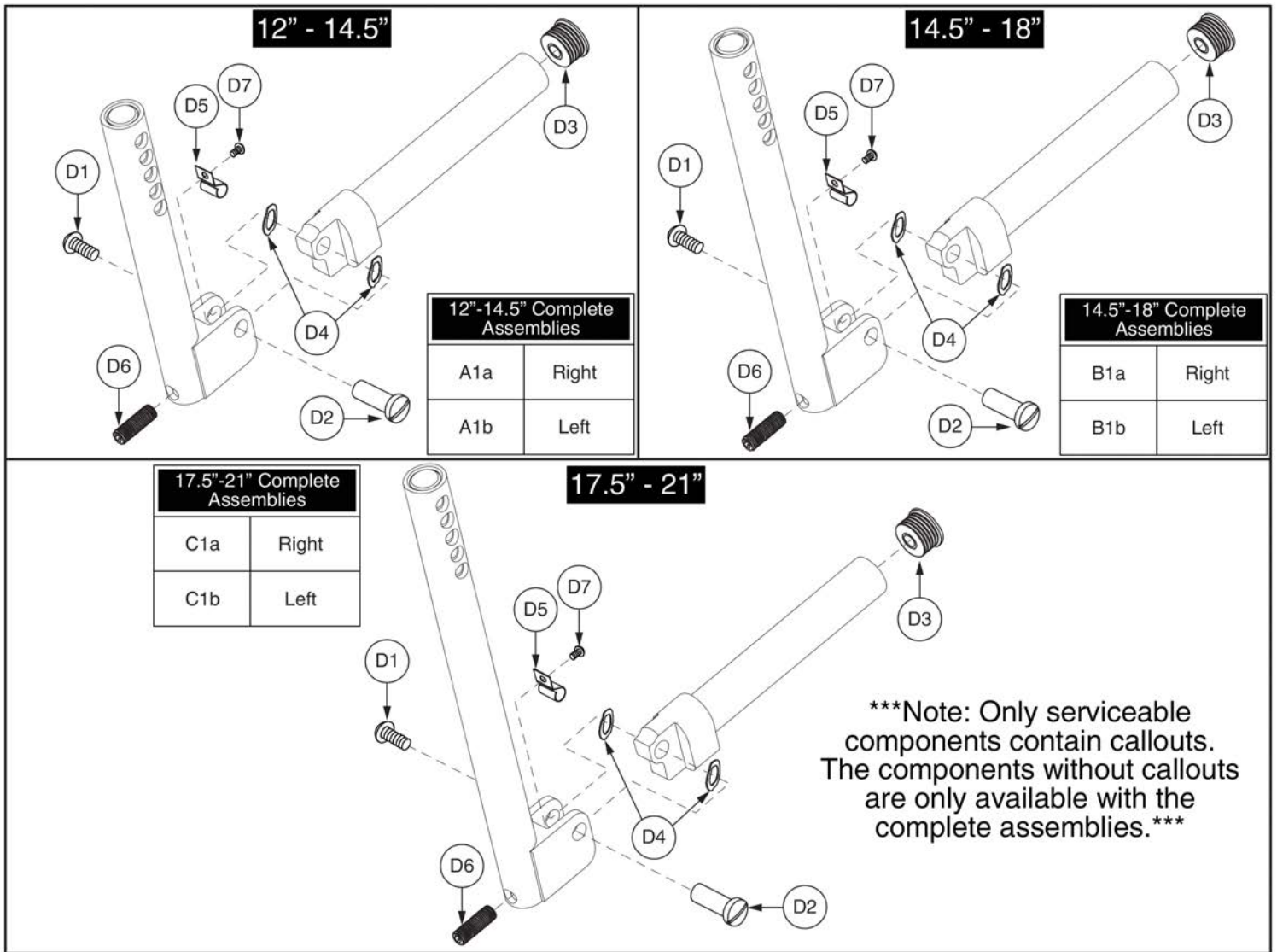
Item	Part No.	Name	Qty
A1	FRMASMB4755	LEGREST,ASSY,LOWER,CHROME,11"-14" EXT,PAIR	1
A2	FRMASMB4855	LEGREST,ASSY,CHROME LOWER,11"-14" EXT,LEFT/RIGHT	2
B1	FRMASMB4756	LEGREST,ASSY,LOWER,CHROME,14"-17" EXT,PAIR	1
B2	FRMASMB4856	LEGREST,ASSY,CHROME LOWER,14"-17" EXT,LEFT/RIGHT	2
C1	FRMASMB4757	LEGREST,ASSY,LOWER,CHROME,17"-20" EXT,PAIR	1
C2	FRMASMB4857	LEGREST,ASSY,CHROME LOWER,17"-20" EXT,LEFT/RIGHT	2
D1	SCRPTH1012	SCREW,PTH,#10 X 0.625",SELF-TAP	1
D2	PROBUMP1010	BUMPER,END CAP,7/8"OD,FITS 16 GAUGE TUBING	1

3.3. Standard Lowers and Foot Plates



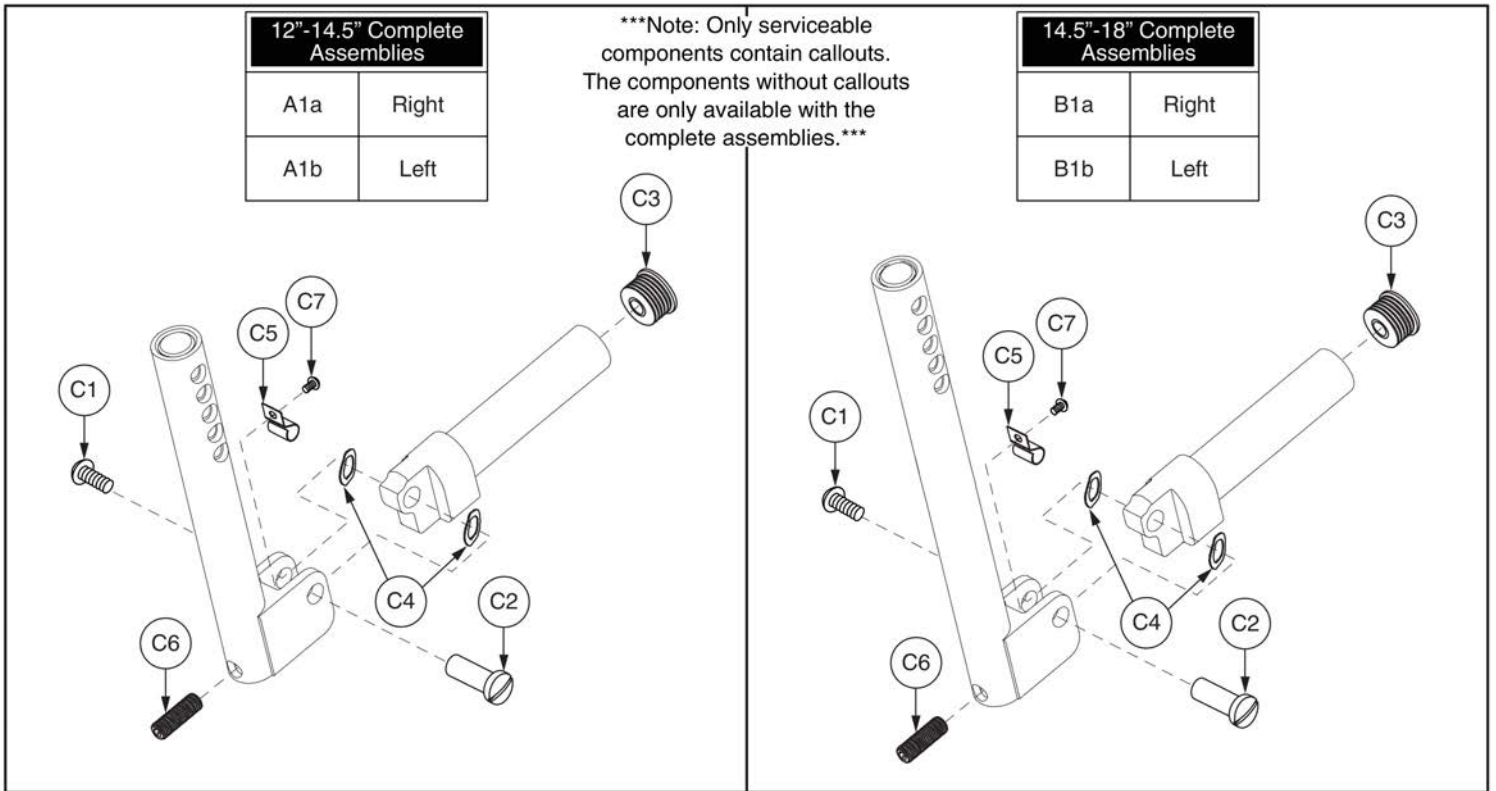
Item	Part No.	Name	Qty
A1 - A3	FRMASMB4748	FOOTPLATE,ASSY,REINFORCED CAST,7.25" X 6",PAIR	1
A1	DWR1010E003	FOOTPLATE,7.25" X 6" REINFORCED CAST,RIGHT,E-1010-003	1
A2	DWR1010E004	FOOTPLATE,7.25" X 6" REINFORCED CAST,LEFT,E-1010-004	1
A3	SPGRAW1040	SPRING,RAW, FOOT PLATE TENSION	2
B1 - B3	FRMASMB4747	FOOTPLATE,ASSY,REINFORCED CAST,8.50" X 6",PAIR	1
B1	DWR1000D180	FOOTPLATE,8.50" X 6" REINFORCED CAST,RIGHT,D-1000-180	1
B2	DWR1000D179	FOOTPLATE,8.50" X 6" REINFORCED CAST,LEFT,D-1000-179	1
B3	SPGRAW1040	SPRING,RAW, FOOT PLATE TENSION	2

Lowers



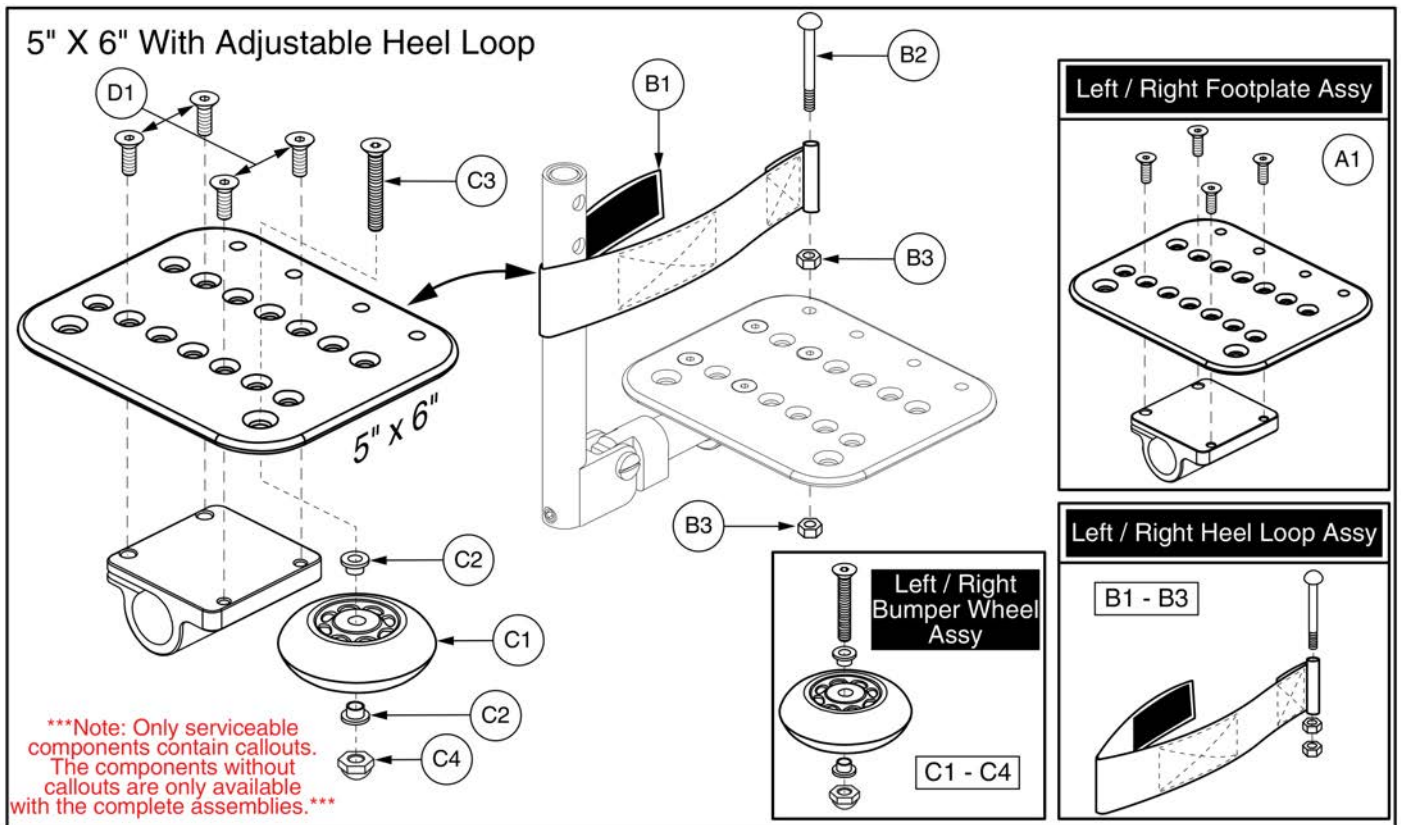
Item	Part No.	Name	Qty
A1a	FRMASMB4723	LEGREST,ANGLE ADJUSTABLE,LOWER,12"-14.5" EXT,RIGHT	1
A1b	FRMASMB5391	LEGREST,ANGLE ADJUSTABLE,LOWER,12"-14.5" EXT,LEFT	1
B1a	FRMASMB5392	LEGREST,ANGLE ADJUSTABLE,LOWER,14.5"-18" EXT,RIGHT	1
B1b	FRMASMB4724	LEGREST,ANGLE ADJUSTABLE,LOWER,14.5"-18" EXT,LEFT	1
C1a	FRMASMB5393	LEGREST,ANGLE ADJUSTABLE,LOWER,17.5"-21" EXT,RIGHT	1
C1b	FRMASMB4725	LEGREST,ANGLE ADJUSTABLE,LOWER,17.5"-21" EXT,LEFT	1
D1	SCRASBH1001	SCREW,BHSCS,BLACK ZINC,1/4-20 X 0.50",GRADE 8	1
D2	BLTSEX1001	BOLT,SEX,BLACK ZINC,3/8" X 1.00",1/4-20 FEMALE	1
D3	PROECAP1017	CAP,END,BLACK,PLASTIC,0.875" OD,14-20GA	1
D4	WASWAVY1000	WASHER, WAVY,3/8"ID X 5/8"OD X .013"T	2
D5		SPRING,CLIP,ANGLE ADJUSTABLE LEGREST,B-1000-419	1
D6	SCRSETS1079	SCREW, SET,BLACK,ZINC,5/16-24 X 1.00",OVAL POINT	1
D7	SCRASBH1130	SCREW,BHSCS,BLACK ZINC,6-32 X 0.1875"	1

Lowrs



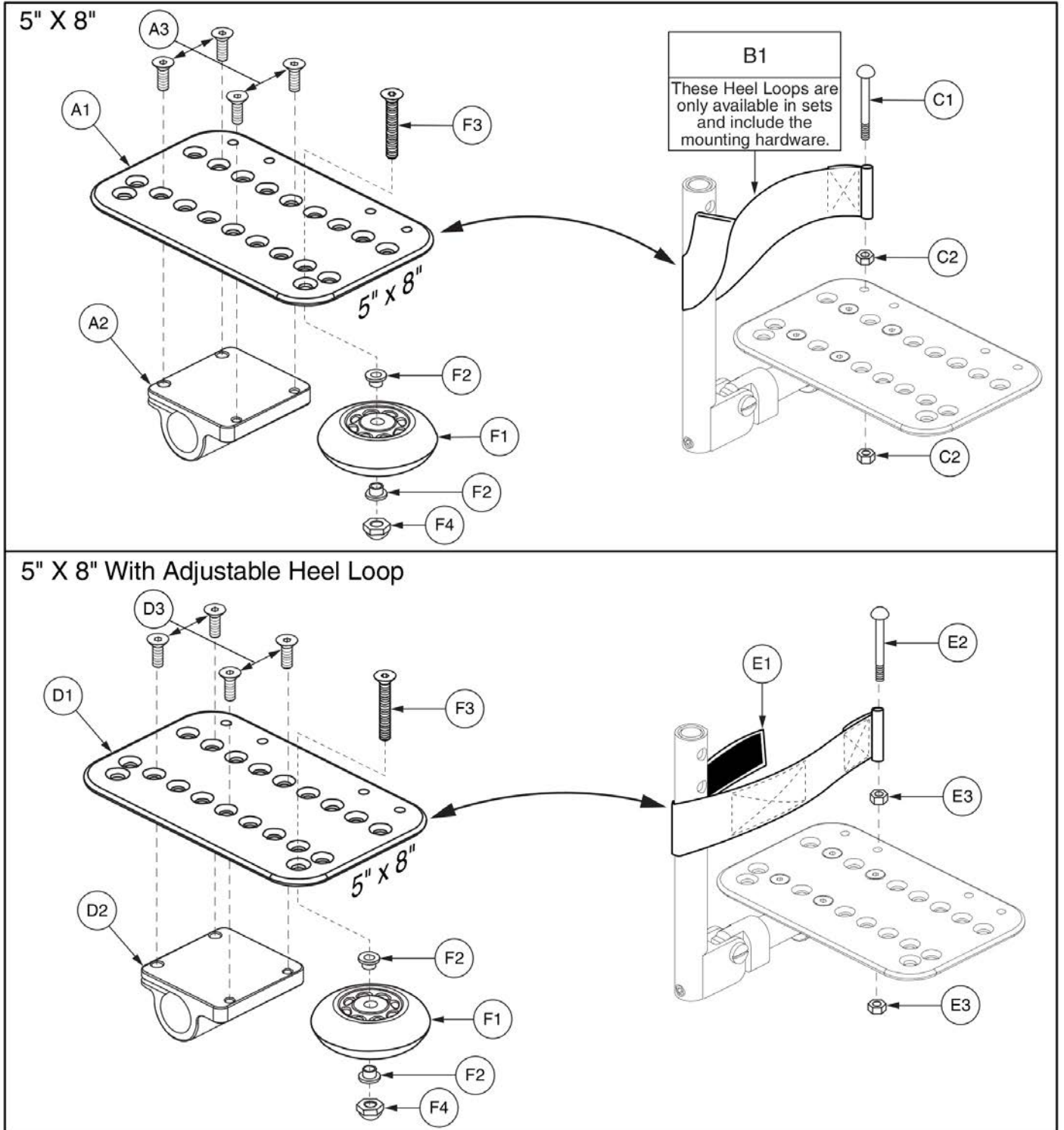
Item	Part No.	Name	Qty
A1a	FRMASMB5136	LEGREST,ANGLE ADJUSTABLE,LOWER,12"-14.5",SHORT BLOCK,RIGHT	1
A1b	FRMASMB6279	LEGREST,ANGLE ADJUSTABLE,LOWER,12"-14.5",SHORT BLOCK,LEFT	1
B1a	FRMASMB5137	LEGREST,ANGLE ADJUSTABLE,LOWER,14.5"-18",SHORT BLOCK,RIGHT	1
B1b	FRMASMB6280	LEGREST,ANGLE ADJUSTABLE,LOWER,14.5"-18",SHORT BLOCK,LEFT	1
C1	SCRASBH1001	SCREW,BHSCS,BLACK ZINC,1/4-20 X 0.50",GRADE 8	1
C2	BLTSEX1001	BOLT,SEX,BLACK ZINC,3/8" X 1.00",1/4-20 FEMALE	1
C3	PROECAP1017	CAP,END,BLACK,PLASTIC,0.875" OD,14-20GA	1
C4	WASWAVY1000	WASHER, WAVY,3/8"ID X 5/8"OD X .013"T	2
C5		SPRING,CLIP,ANGLE ADJUSTABLE LEGREST,B-1000-419	1
C6	SCRSETS1079	SCREW, SET,BLACK,ZINC,5/16-24 X 1.00",OVAL POINT	1
C7	SCRASBH1130	SCREW,BHSCS,BLACK ZINC,6-32 X 0.1875"	1

Footplates



Item	Part No.	Name	Qty
A1	FRMASMB4733	FOOTPLATE,ASSY,ANGLE ADJUSTABLE,5" X 6",W/OFFSET MOUNTING BLOCK,LEFT,C-1000-291	1
B1 - B3	FRMASMB6769	HEEL LOOP,ASSY,2"W X 18"L,ADJUSTABLE W/VELCRO	2
B1	DWR1500D042	HEEL LOOP,2"W X 18"L X .0625"TH,ADJUSTABLE W/VELCRO	1
B2	SCRMISC1002	SCREW,ROUND HEAD,BLACK ZINC,M6-1.0 X 70MM	1
B3	NUTSTD1037	NUT,HEX,BLACK ZINC,M6-1.0	2
C1 - C4	WHLASMB1578	WHEEL,ASSY,BUMPER,ANGLE ADJUSTABLE FOOTPLATE	1
C1	WHLATIP1004	WHEEL,ANTI-TIP,BLACK,3" DIAMETER	1
C2	BSHNYLN1003	BUSHING, FLANGE,WHITE,NYLON,0.260"ID X 0.312"OD X 0.4375"TH X 0.513" FOD X 0.0625"FTH,(MICRO PLASTICS:10SC250037)	2
C3	SCRSHFH1033	SCREW,SHFH,BLACK ZINC,1/4-20 X 1.50"	1
C4	NUTACRN1029	NUT,ACORN,1/4-20,W/NYLON PATCH	1
D1	SCRSHFH1010	SCREW,SHFH,BLACK ZINC,1/4-20 X 0.75"	4

Footplates



Item	Part No.	Name	Qty
A1 - B1	FRMASMB4735	FOOTPLATE,ANGLE ADJUSTABLE,5" X 8",HEEL LOOPS,PAIR	1
*A1 - A3	FRMASMB4737	FOOTPLATE,ANGLE ADJUSTABLE,5" X 8",RIGHT	1
*A1 - A3	FRMASMB4736	FOOTPLATE,ANGLE ADJUSTABLE,5" X 8",LEFT	1
A1	DWR1000D107	FOOTPLATE,5" X 8" ANGLE ADJUSTABLE,D-1000-007	1
A2		OFFSET MOUNTING BLOCK,BLACK,ANGLE ADJUSTABLE FOOTPLATE	1
A3	SCRSHFH1010	SCREW,SHFH,BLACK ZINC,1/4-20 X 0.75"	4
B1	FRMASMB2693	HEEL LOOP,ASSY,9"LG,DOUBLE THICKNESS,W/HARDWARE	1
C1	SCRMISC1002	SCREW,ROUND HEAD,BLACK ZINC,M6-1.0 X 70MM	1
C2	NUTSTD1037	NUT,HEX,BLACK ZINC,M6-1.0	2
D1 - E3	FRMASMB6699	FOOTPLATE,ANGLE ADJ,5" X 8",ADJUSTABLE HEEL LOOPS,PAIR	1
*D1 - D3	FRMASMB4737	FOOTPLATE,ANGLE ADJUSTABLE,5" X 8",RIGHT	1
*D1 - D3	FRMASMB4736	FOOTPLATE,ANGLE ADJUSTABLE,5" X 8",LEFT	1
D1	DWR1000D107	FOOTPLATE,5" X 8" ANGLE ADJUSTABLE,D-1000-007	1
D2		OFFSET MOUNTING BLOCK,BLACK,ANGLE ADJUSTABLE FOOTPLATE	1
D3	SCRSHFH1010	SCREW,SHFH,BLACK ZINC,1/4-20 X 0.75"	4
E1 - E3	FRMASMB6769	HEEL LOOP,ASSY,2"W X 18"L,ADJUSTABLE W/VELCRO	2
E1	DWR1500D042	HEEL LOOP,2"W X 18"L X .0625"TH,ADJUSTABLE W/VELCRO	1
E2	SCRMISC1002	SCREW,ROUND HEAD,BLACK ZINC,M6-1.0 X 70MM	1
E3	NUTSTD1037	NUT,HEX,BLACK ZINC,M6-1.0	2
F1 - F4	WHLASMB1578	WHEEL,ASSY,BUMPER,ANGLE ADJUSTABLE FOOTPLATE	1
F1	WHLATIP1004	WHEEL,ANTI-TIP,BLACK,3" DIAMETER	1
F2	BSHNYLN1003	BUSHING, FLANGE,WHITE,NYLON,0.260"ID X 0.312"OD X 0.4375"TH X 0.513" FOD X 0.0625"FTH,(MICRO PLASTICS:10SC250037)	2
F3	SCRSHFH1033	SCREW,SHFH,BLACK ZINC,1/4-20 X 1.50"	1
F4	NUTACRN1029	NUT,ACORN,1/4-20,W/NYLON PATCH	1

Footplates

6" X 8" With 10.50"L Heel Loop

Note: Only serviceable components contain callouts. The components without callouts are only available with the complete assemblies.

Complete Assemblies
Bumper Wheel (G1 - G4) NOT Included

A1	Pair, w/ Mounting Block & Heel Loop
A1a	Right, w/ Mounting Block, No Heel Loop
A1b	Left, w/ Mounting Block, No Heel Loop

6" X 8" With 18"L Adjustable Heel Loop

Complete Assemblies
Bumper Wheel (G1 - G4) NOT Included

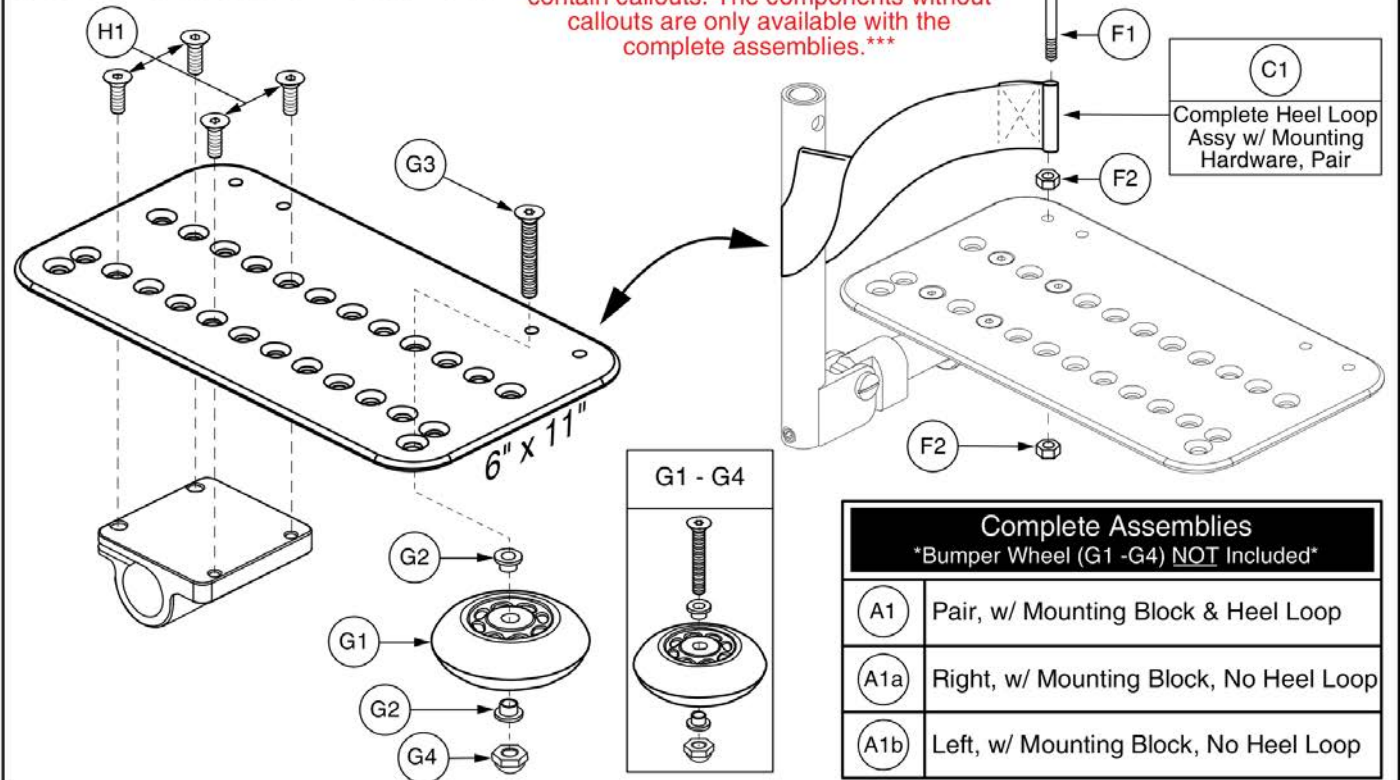
B1	Pair, w/ Mounting Block & Heel Loop
B1a	Right, w/ Mounting Block, No Heel Loop
B1b	Left, w/ Mounting Block, No Heel Loop

Item	Part No.	Name	Qty
A1	FRMASMB4738	FOOTPLATE,ASSY,ANGLE ADJUSTABLE,6" X 8",W/OFFSET MOUNTING BLOCK & HEEL LOOPS,PAIR	1
A1a	FRMASMB4740	FOOTPLATE,ASSY,ANGLE ADJUSTABLE,6" X 8",W/OFFSET MOUNTING BLOCK,RIGHT,C-1000-296	1
A1b	FRMASMB4739	FOOTPLATE,ASSY,ANGLE ADJUSTABLE,6" X 8",W/OFFSET MOUNTING BLOCK,LEFT,C-1000-297	1
B1	FRMASMB6700	FOOTPLATE,ASSY,ANGLE ADJUSTABLE,6" X 8",W/OFFSET MOUNTING BLOCK & ADJUSTABLE HEEL LOOPS,PAIR	1
B1a	FRMASMB4740	FOOTPLATE,ASSY,ANGLE ADJUSTABLE,6" X 8",W/OFFSET MOUNTING BLOCK,RIGHT,C-1000-296	1
B1b	FRMASMB4739	FOOTPLATE,ASSY,ANGLE ADJUSTABLE,6" X 8",W/OFFSET MOUNTING BLOCK,LEFT,C-1000-297	1
C1	FRMASMB1503	HEEL LOOP,ASSY,10.50"LG,DOUBLE THICKNESS,W/HARDWARE,PAIR	1
D1	FRMASMB6769	HEEL LOOP,ASSY,2"W X 18"L,ADJUSTABLE W/VELCRO	2
E1	DWR1500D042	HEEL LOOP,2"W X 18"L X .0625"TH,ADJUSTABLE W/VELCRO	1
F1	SCRMISC1002	SCREW,ROUND HEAD,BLACK ZINC,M6-1.0 X 70MM	1
F2	NUTSTD1037	NUT,HEX,BLACK ZINC,M6-1.0	2
G1 - G4	WHLASMB1578	WHEEL,ASSY,BUMPER,ANGLE ADJUSTABLE FOOTPLATE	1
G1	WHLATIP1004	WHEEL,ANTI-TIP,BLACK,3" DIAMETER	1
G2	BSHNYLN1003	BUSHING, FLANGE,WHITE,NYLON,0.260"ID X 0.312"OD X 0.4375"TH X 0.513" FOD X 0.0625"FTH,(MICRO PLASTICS:10SC250037)	2
G3	SCRSHFH1033	SCREW,SHFH,BLACK ZINC,1/4-20 X 1.50"	1
G4	NUTACRN1029	NUT,ACORN,1/4-20,W/NYLON PATCH	1
H1	SCRSHFH1010	SCREW,SHFH,BLACK ZINC,1/4-20 X 0.75"	4
I1	DWR1000D080	FOOTPLATE,6" X 8" ANGLE ADJUSTABLE,D-1000-080	1

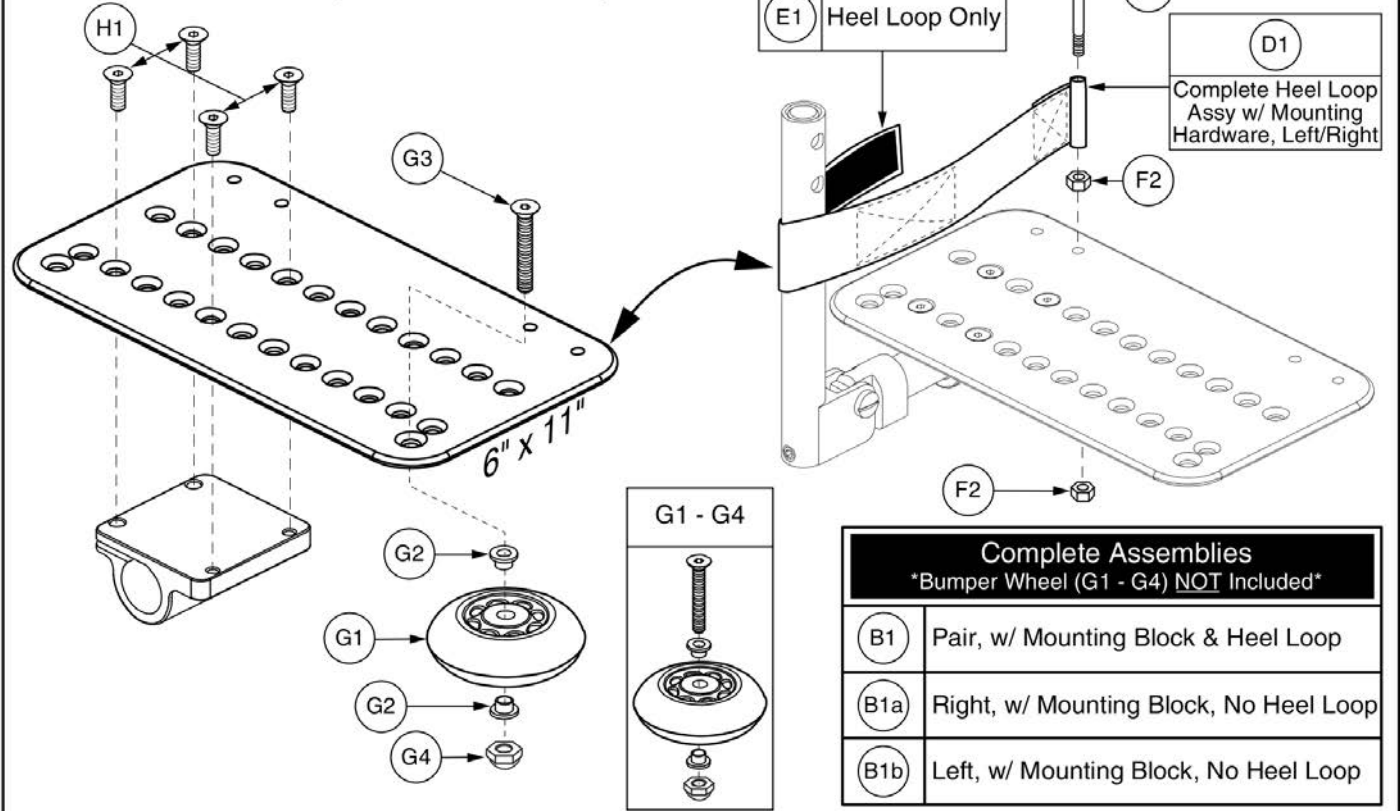
Footplates

6" X 11" With 10.50"L Heel Loop

Note: Only serviceable components contain callouts. The components without callouts are only available with the complete assemblies.

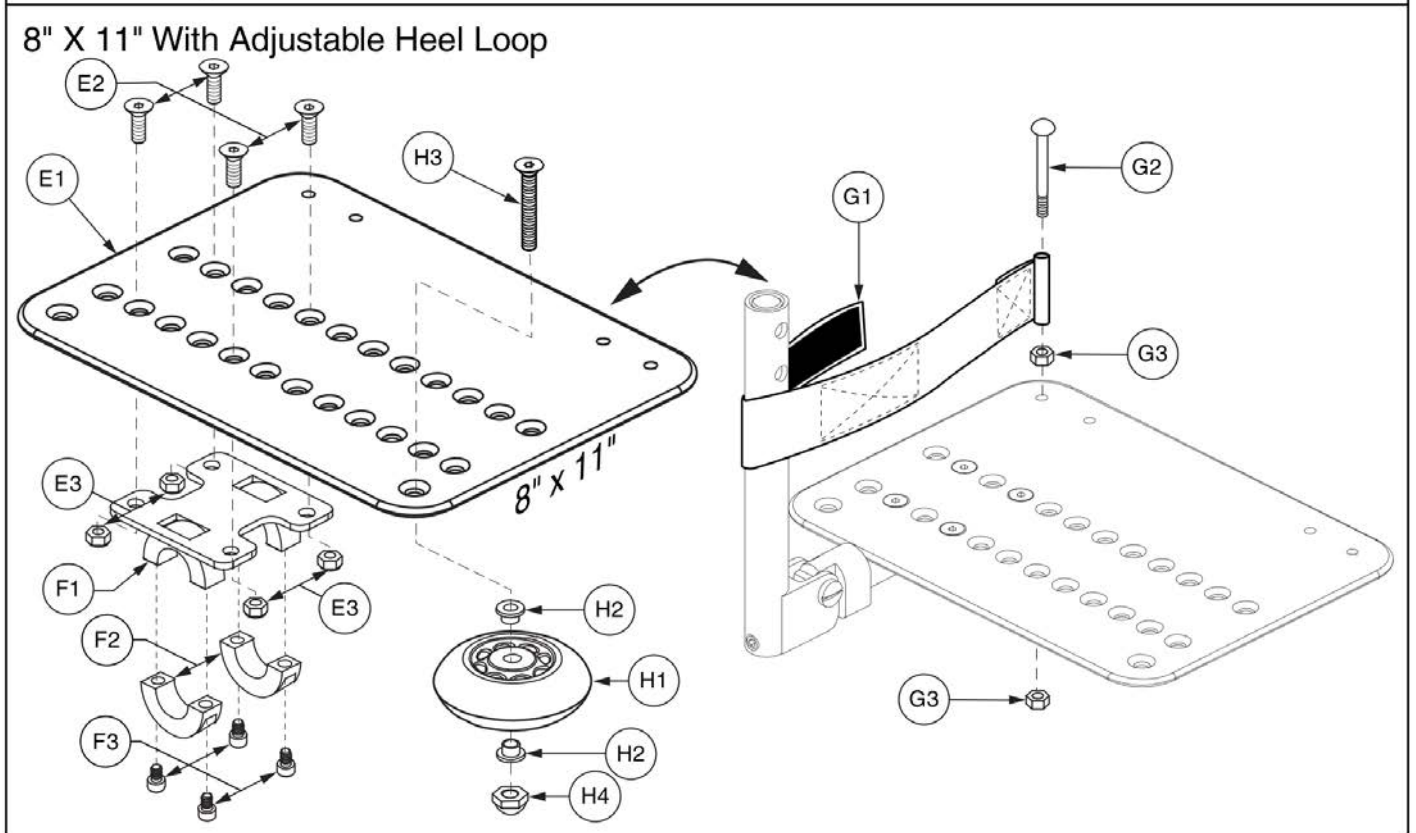
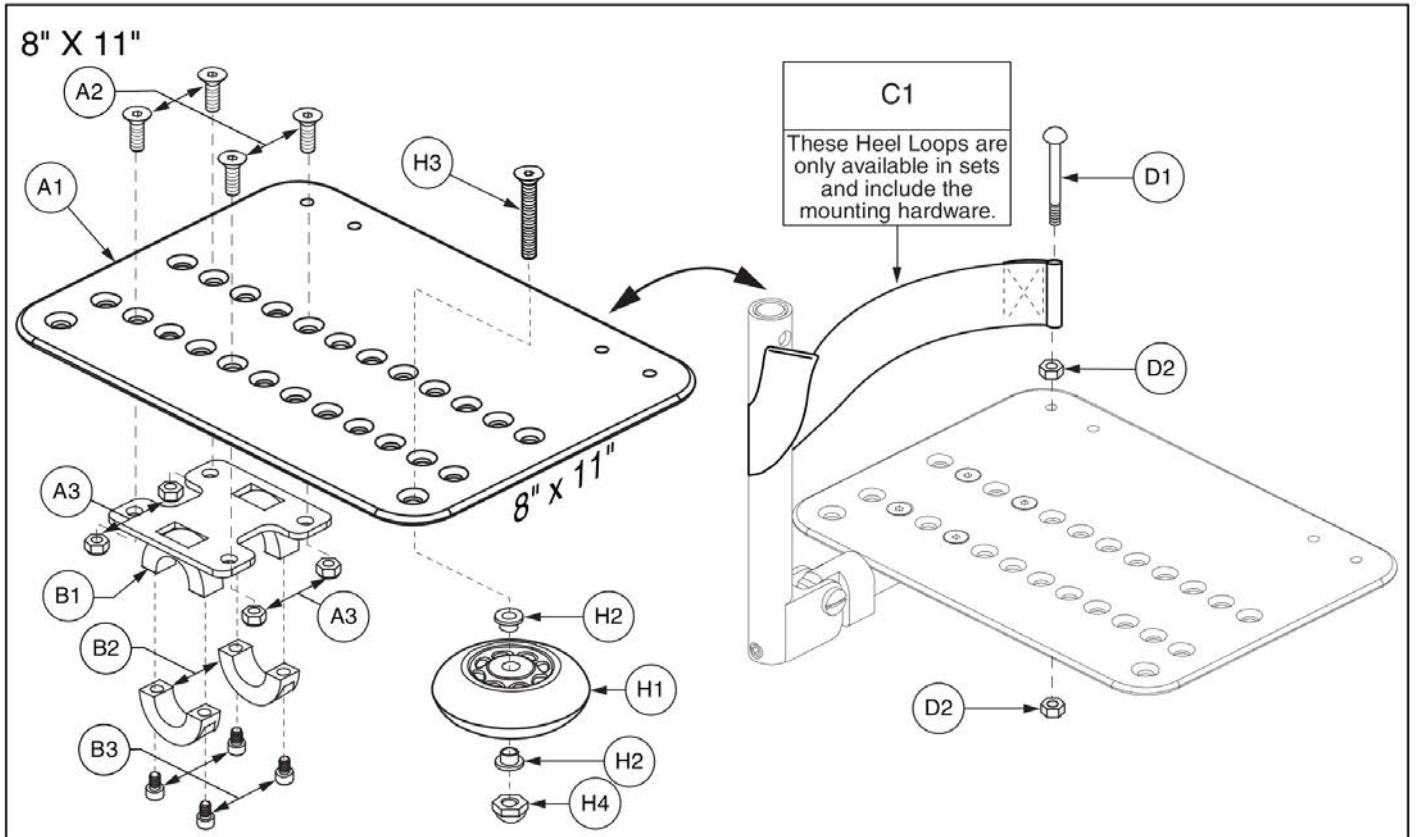


6" X 11" With 18"L Adjustable Heel Loop



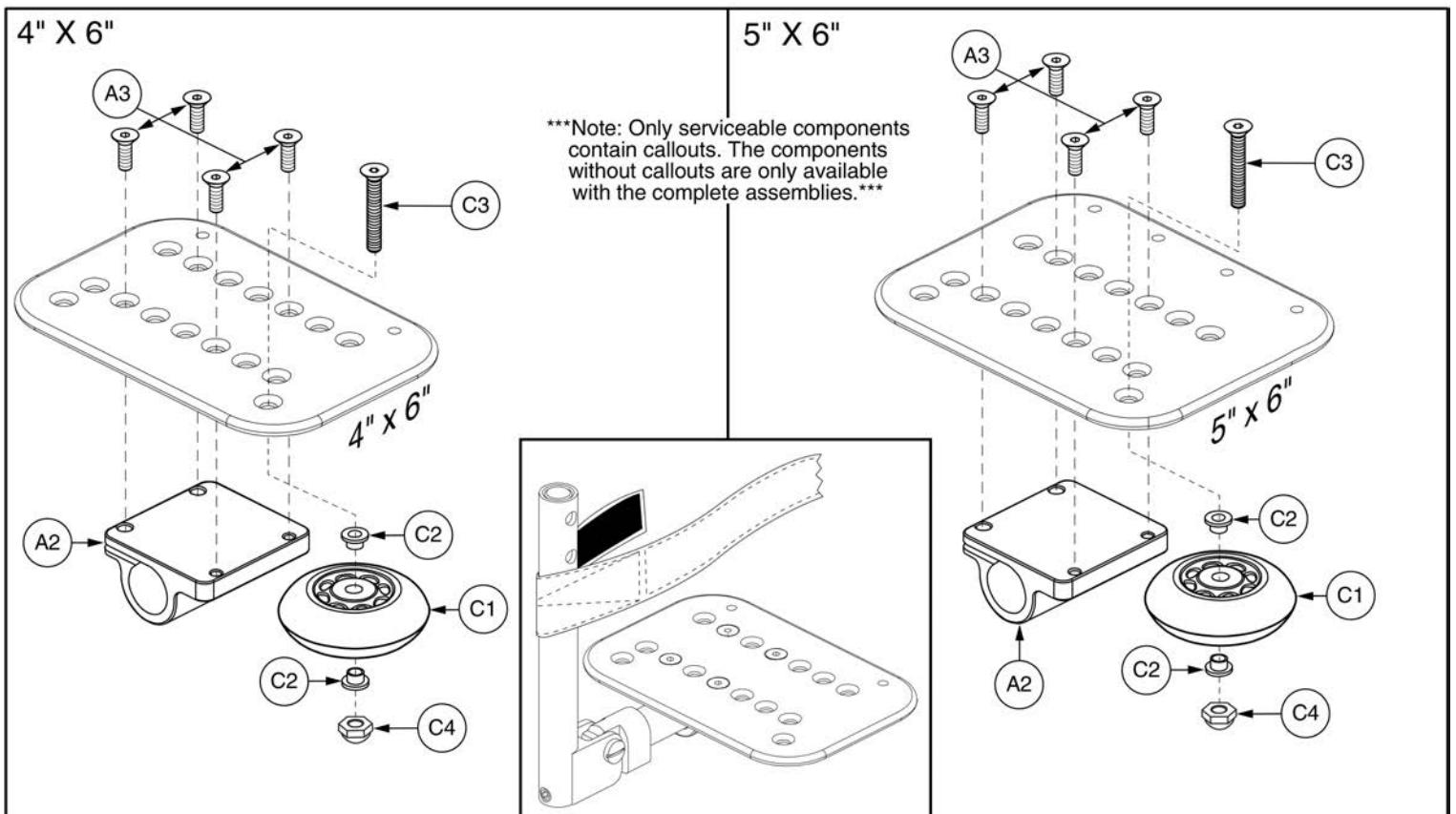
Item	Part No.	Name	Qty
A1	FRMASMB4741	FOOTPLATE,ASSY,ANGLE ADJUSTABLE,6" X 11",W/OFFSET MOUNTING BLOCK & HEEL LOOPS,PAIR	1
A1a	FRMASMB4743	FOOTPLATE,ASSY,ANGLE ADJUSTABLE,6" X 11",W/OFFSET MOUNTING BLOCK,RIGHT,C-1000-298	1
A1b	FRMASMB4742	FOOTPLATE,ASSY,ANGLE ADJUSTABLE,6" X 11",W/OFFSET MOUNTING BLOCK,LEFT,C-1000-299	1
B1	FRMASMB6771	FOOTPLATE,ASSY,ANGLE ADJUSTABLE,6" X 11",W/OFFSET MOUNTING BLOCK & ADJUSTABLE HEEL LOOPS,PAIR	1
B1a	FRMASMB4743	FOOTPLATE,ASSY,ANGLE ADJUSTABLE,6" X 11",W/OFFSET MOUNTING BLOCK,RIGHT,C-1000-298	1
B1b	FRMASMB4742	FOOTPLATE,ASSY,ANGLE ADJUSTABLE,6" X 11",W/OFFSET MOUNTING BLOCK,LEFT,C-1000-299	1
C1	FRMASMB1503	HEEL LOOP,ASSY,10.50"LG,DOUBLE THICKNESS,W/HARDWARE,PAIR	1
D1	FRMASMB6769	HEEL LOOP,ASSY,2"W X 18"L,ADJUSTABLE W/VELCRO	2
E1	DWR1500D042	HEEL LOOP,2"W X 18"L X .0625"TH,ADJUSTABLE W/VELCRO	1
F1	SCRMISC1002	SCREW,ROUND HEAD,BLACK ZINC,M6-1.0 X 70MM	1
F2	NUTSTD1037	NUT,HEX,BLACK ZINC,M6-1.0	2
G1 - G4	WHLASMB1578	WHEEL,ASSY,BUMPER,ANGLE ADJUSTABLE FOOTPLATE	1
G1	WHLATIP1004	WHEEL,ANTI-TIP,BLACK,3" DIAMETER	1
G2	BSHNYLN1003	BUSHING, FLANGE,WHITE,NYLON,0.260"ID X 0.312"OD X 0.4375"TH X 0.513" FOD X 0.0625"FTH,(MICRO PLASTICS:10SC250037)	2
G3	SCRSHFH1033	SCREW,SHFH,BLACK ZINC,1/4-20 X 1.50"	1
G4	NUTACRN1029	NUT,ACORN,1/4-20,W/NYLON PATCH	1
H1	SCRSHFH1010	SCREW,SHFH,BLACK ZINC,1/4-20 X 0.75"	4

Footplates



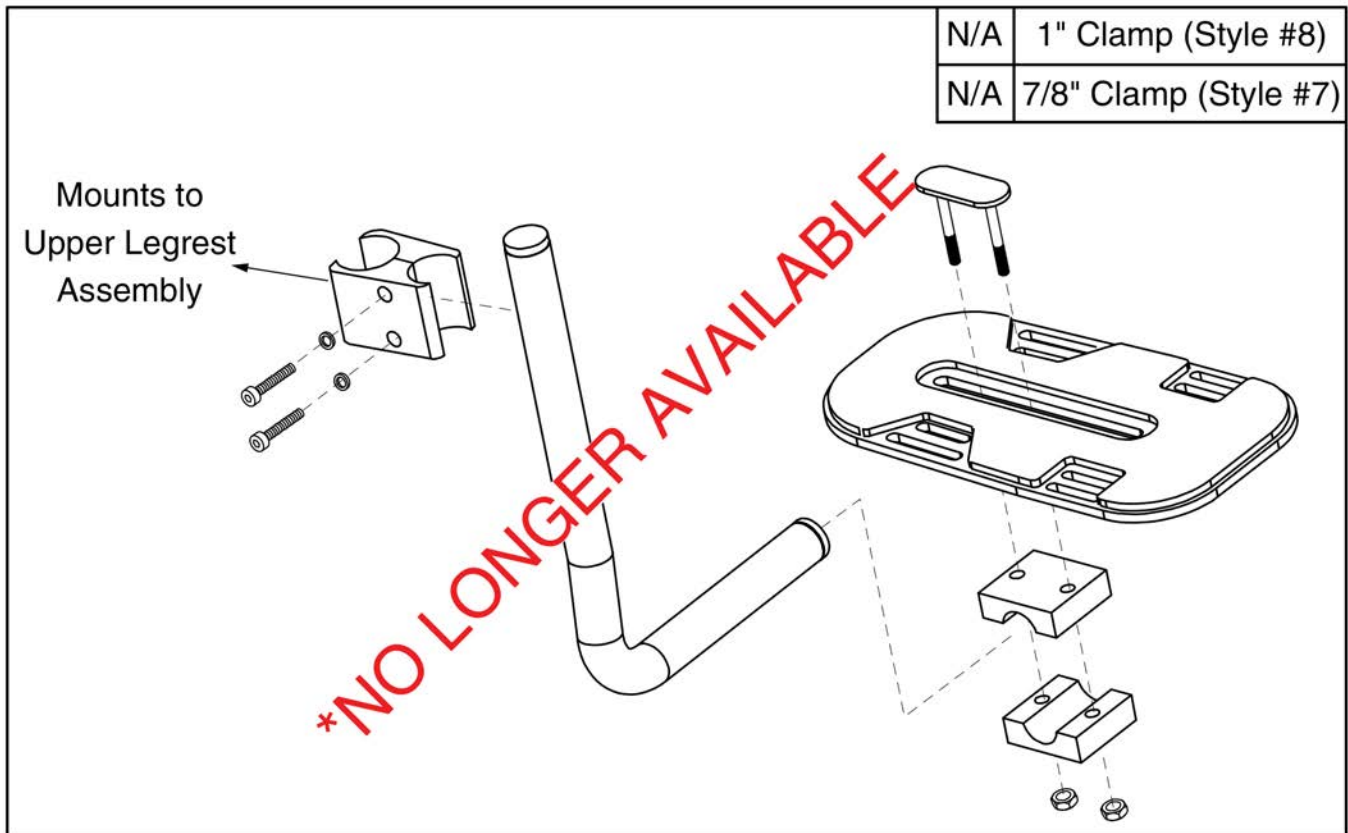
Item	Part No.	Name	Qty
A1 - C1	FRMASMB4744	FOOTPLATE,ASSY,ANGLE ADJUSTABLE,8" X 11",W/OFFSETMOUNTING BLOCK & HEEL LOOPS,PAIR	1
A1 - B3	FRMASMB4746	FOOTPLATE,ANGLE ADJUSTABLE,8" X 11",W/HD MOUNTING PLATE,RIGHT	1
A1 - B3	FRMASMB4745	FOOTPLATE,ANGLE ADJUSTABLE,8" X 11",W/HD MOUNTING PLATE,LEFT	1
A1	DWR1000D106	FOOTPLATE,8" X 11" ANGLE ADJUSTABLE,D-1000-106	1
A2	SCRSHFH1034	SCREW,SHFH,BLACK ZINC,1/4-20 X 0.625",GRADE 8	4
A3	NUTNYLK1014	NUT,NYLOCK,BLACK ZINC,1/4-20	4
B1 - B3	FRMASMB4123	MOUNTING BRACKET,FOOTPLATE,8" X 11" ANGLE ADJUSTABLE	1
B1		FOOTPLATE MOUNTING BRACKET BASE WELDMENT,8" X 11" ANGLE ADJUSTABLE,C-1000-258	1
B2		SPLIT COLLAR, TOP, BLACK, 0.87"ID X 0.50"TH, A-1000-067	2
B3	SCRSHCS1136	SCREW, SHCS, BLACK ZINC, 1/4-28 X 0.625"	4
C1	FRMASMB2692	HEEL LOOP, ASSY, 12"LG, DOUBLE THICKNESS, W/HARDWARE	1
D1	SCRMISC1002	SCREW, ROUND HEAD, BLACK ZINC, M6-1.0 X 70MM	1
D2	NUTSTD1037	NUT, HEX, BLACK ZINC, M6-1.0	2
E1 - G3	FRMASMB6772	FOOTPLATE,ASSY,ANGLE ADJUSTABLE,8" X 11",W/OFFSET MOUNTING BLOCK & ADJUSTABLE HEEL LOOPS,PAIR	1
*E1 - F3	FRMASMB4746	FOOTPLATE,ANGLE ADJUSTABLE,8" X 11",W/HD MOUNTING PLATE,RIGHT	1
*E1 - F3	FRMASMB4745	FOOTPLATE,ANGLE ADJUSTABLE,8" X 11",W/HD MOUNTING PLATE,LEFT	1
E1	DWR1000D106	FOOTPLATE,8" X 11" ANGLE ADJUSTABLE,D-1000-106	1
E2	SCRSHFH1034	SCREW,SHFH,BLACK ZINC,1/4-20 X 0.625",GRADE 8	4
E3	NUTNYLK1014	NUT,NYLOCK,BLACK ZINC,1/4-20	4
F1 - F3	FRMASMB4123	MOUNTING BRACKET,FOOTPLATE,8" X 11" ANGLE ADJUSTABLE	1
F1		FOOTPLATE MOUNTING BRACKET BASE WELDMENT,8" X 11" ANGLE ADJUSTABLE,C-1000-258	1
F2		SPLIT COLLAR, TOP, BLACK, 0.87"ID X 0.50"TH, A-1000-067	2
F3	SCRSHCS1136	SCREW, SHCS, BLACK ZINC, 1/4-28 X 0.625"	4
G1 - G3	FRMASMB6769	HEEL LOOP,ASSY,2"W X 18"L,ADJUSTABLE W/VELCRO	2
G1	DWR1500D042	HEEL LOOP,2"W X 18"L X .0625"TH,ADJUSTABLE W/VELCRO	1
G2	SCRMISC1002	SCREW,ROUND HEAD,BLACK ZINC,M6-1.0 X 70MM	1
G3	NUTSTD1037	NUT,HEX,BLACK ZINC,M6-1.0	2
H1 - H4	WHLASMB1578	WHEEL,ASSY,BUMPER,ANGLE ADJUSTABLE FOOTPLATE	1
H1	WHLATIP1004	WHEEL,ANTI-TIP,BLACK,3" DIAMETER	1
H2	BSHNYLN1003	BUSHING, FLANGE, WHITE, NYLON, 0.260"ID X 0.312"OD X 0.4375"TH X 0.513" FOD X 0.0625"FTH, (MICRO PLASTICS:10SC250037)	2
H3	SCRSHFH1033	SCREW,SHFH,BLACK ZINC,1/4-20 X 1.50"	1
H4	NUTACRN1029	NUT,ACORN,1/4-20,W/NYLON PATCH	1

3.5. Pediatric Lowers and Foot Plates



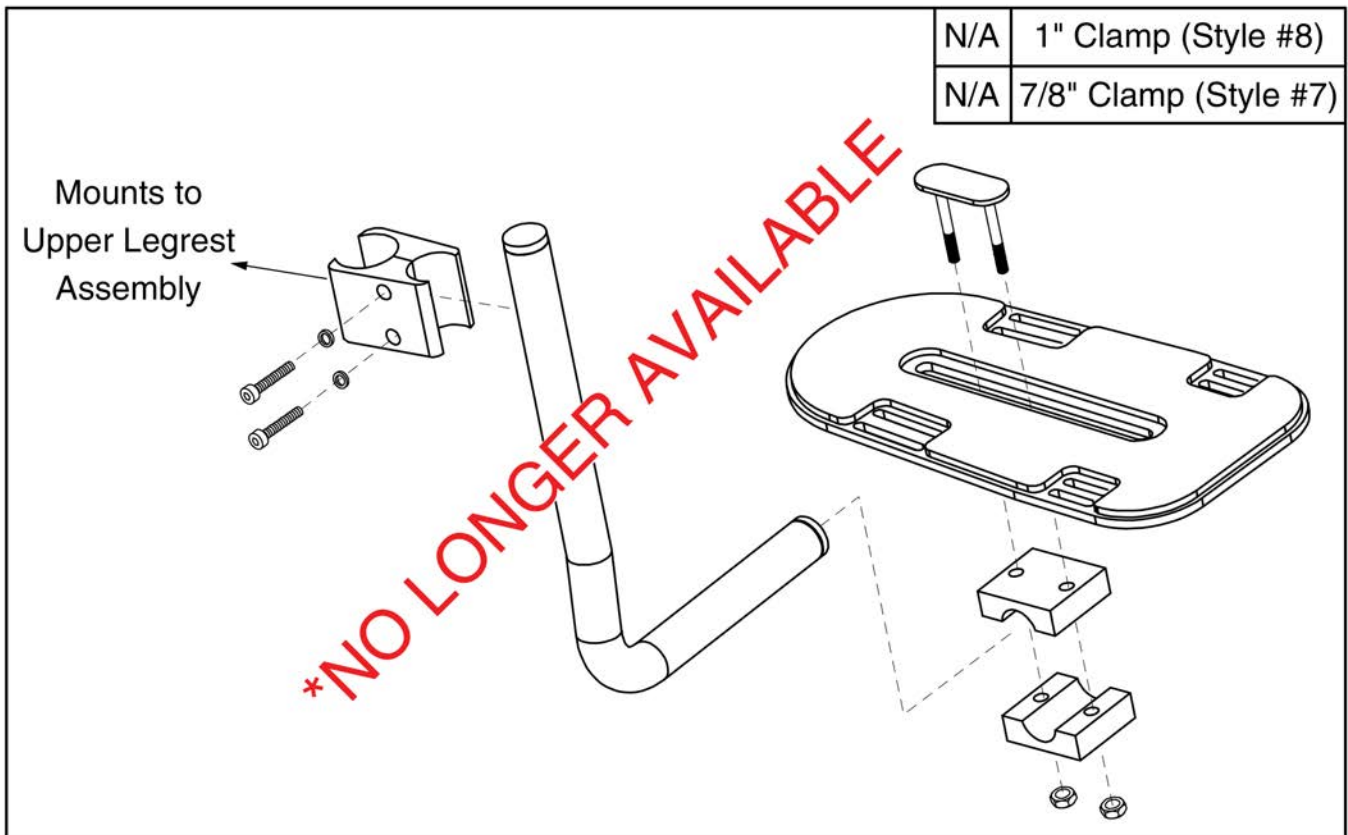
Item	Part No.	Name	Qty
A1a - A3		FOOTPLATE,ASSY,ANGLE ADJUSTABLE,4" X 6",W/PEDIATRIC MOUNTING BLOCK,LEFT,C-1000-323	1
A1a - A3		FOOTPLATE,ASSY,ANGLE ADJUSTABLE,4" X 6",W/PEDIATRIC MOUNTING BLOCK,RIGHT,C-1000-322	1
A1b - B1		FOOTPLATE,ASSY,ANGLE ADJUSTABLE,5" X 6",W/PEDIATRIC MOUNTING BLOCK & HEEL LOOPS,PAIR	1
A1b - A3	FRMASMB5202	FOOTPLATE,ASSY,ANGLE ADJUSTABLE,5" X 6",W/PEDIATRIC MOUNTING BLOCK,LEFT,C-1000-325	1
A1b - A3	FRMASMB5201	FOOTPLATE,ASSY,ANGLE ADJUSTABLE,5" X 6",W/PEDIATRIC MOUNTING BLOCK,RIGHT,C-1000-324	1
A2	DWR1000C317	MOUNTING BLOCK,PEDIATRIC ANGLE ADJUSTABLE FOOTPLATE	1
A3	SCRSHFH1010	SCREW,SHFH,BLACK ZINC,1/4-20 X 0.75"	4
C1 - C4	WHLASMB1578	WHEEL,ASSY,BUMPER,ANGLE ADJUSTABLE FOOTPLATE	1
C1	WHLATIP1004	WHEEL,ANTI-TIP,BLACK,3" DIAMETER	1
C2	BSHNYLN1003	BUSHING, FLANGE,WHITE,NYLON,0.260"ID X 0.312"OD X 0.4375"TH X 0.513" FOD X 0.0625"FTH,(MICRO PLASTICS:10SC250037)	2
C3	SCRSHFH1033	SCREW,SHFH,BLACK ZINC,1/4-20 X 1.50"	1
C4	NUTACRN1029	NUT,ACORN,1/4-20,W/NYLON PATCH	1

3.5. Pediatric Lowers and Foot Plates



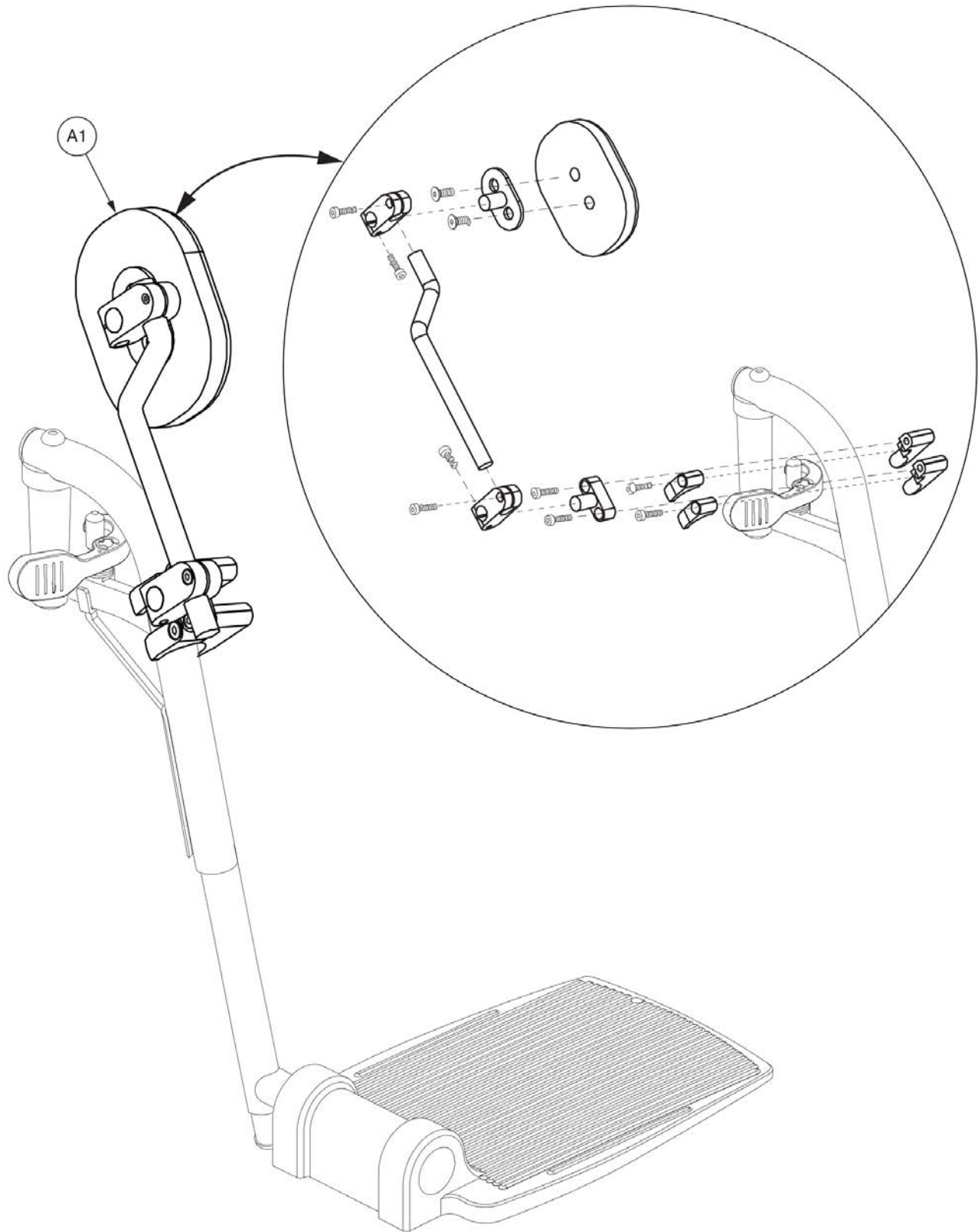
This page intentionally left blank

3.5. Pediatric Lowers and Foot Plates



This page intentionally left blank

3.6. Knee Adductor and Sleeve

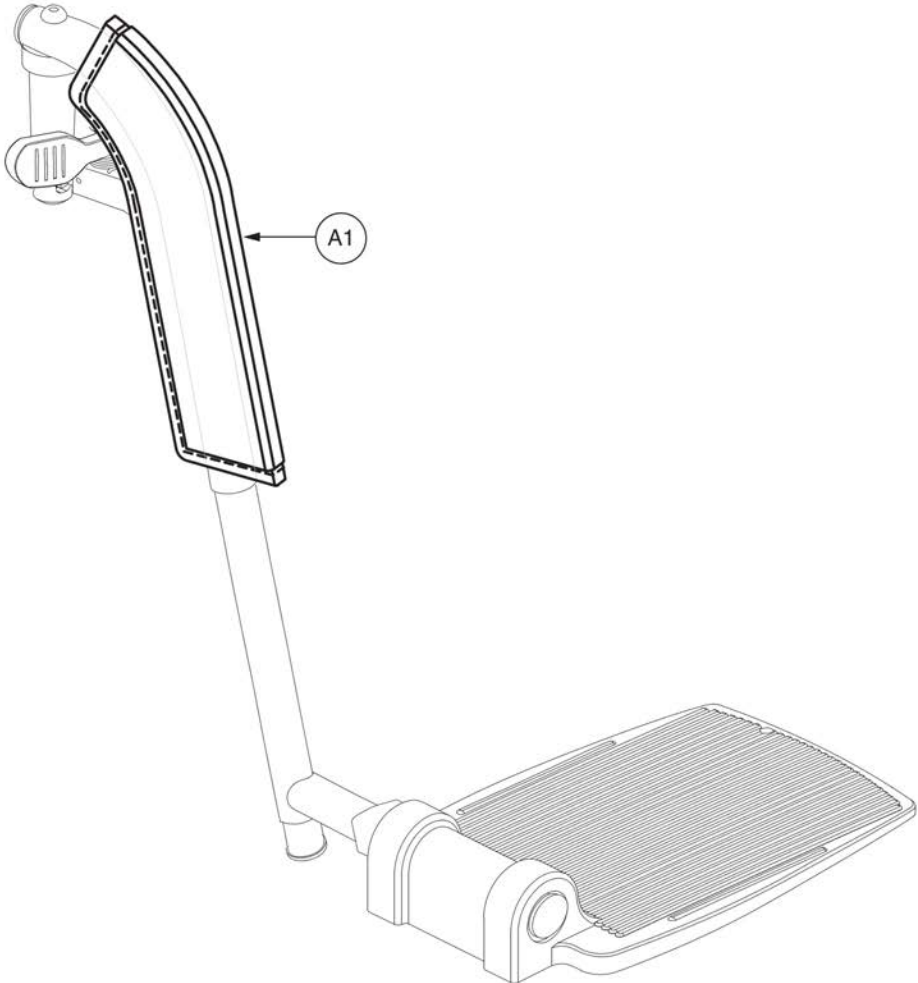


Style #7 Swing-away Legrest Knee Adductor



Item	Part No.	Name	Qty
A1	INDPART2433	KNEE ADDUCTOR,SWINGAWAY LEGREST MOUNT,3" X 4" OVAL PAD,FITS 1" DIA. TUBE,PAIR,(AEL: 13515)	1

3.6. Knee Adductor and Sleeve

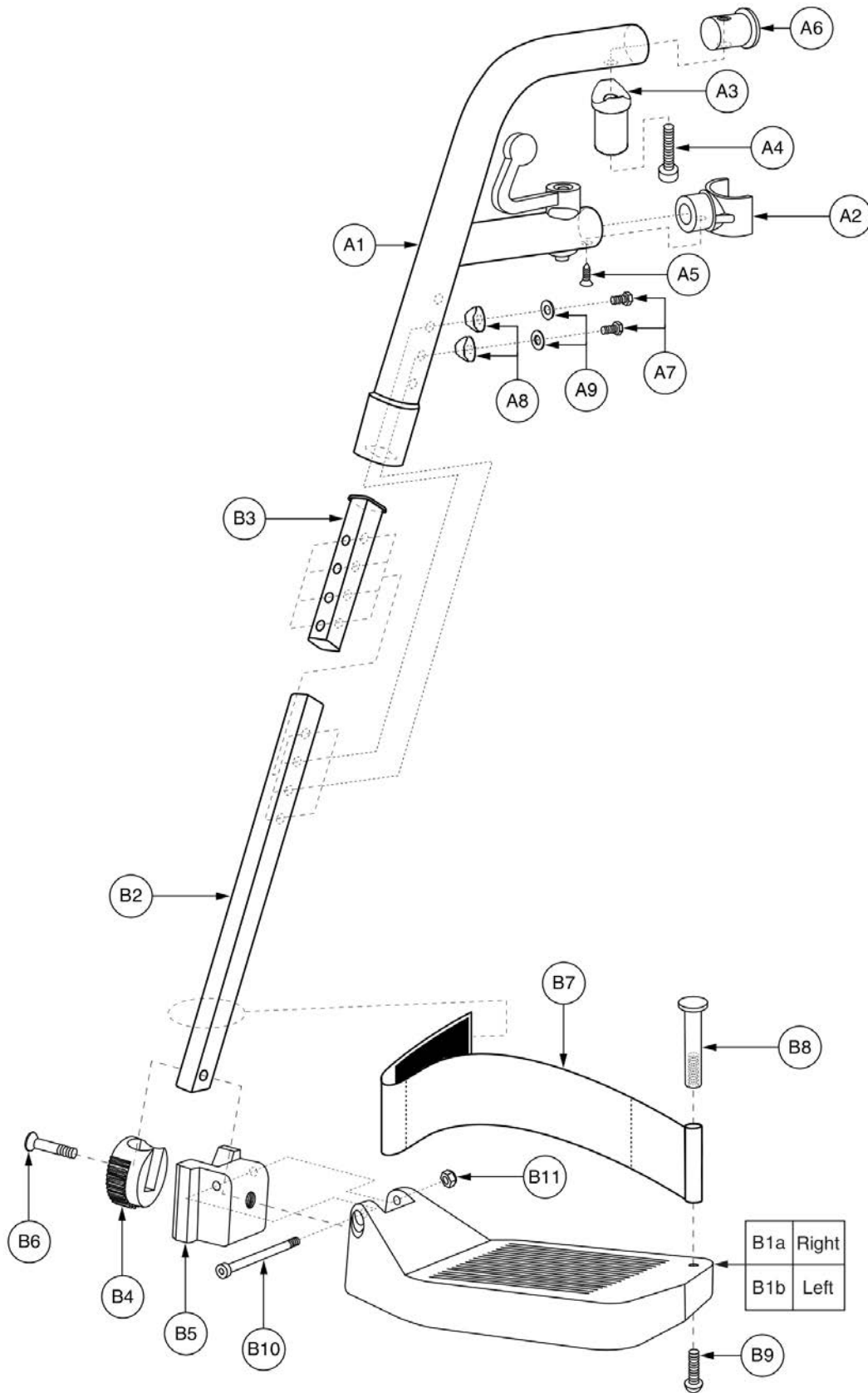


Neoprene Footrest Sleeves, Pair



Item	Part No.	Name	Qty
A1	INDPART2243	GEL PADDED NEOPRENE FOOTREST SLEEVES, PAIR, (FALCON REHAB: LPW)	1

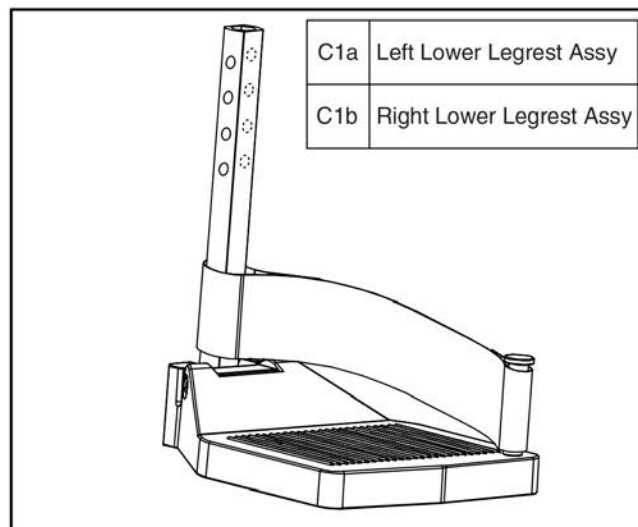
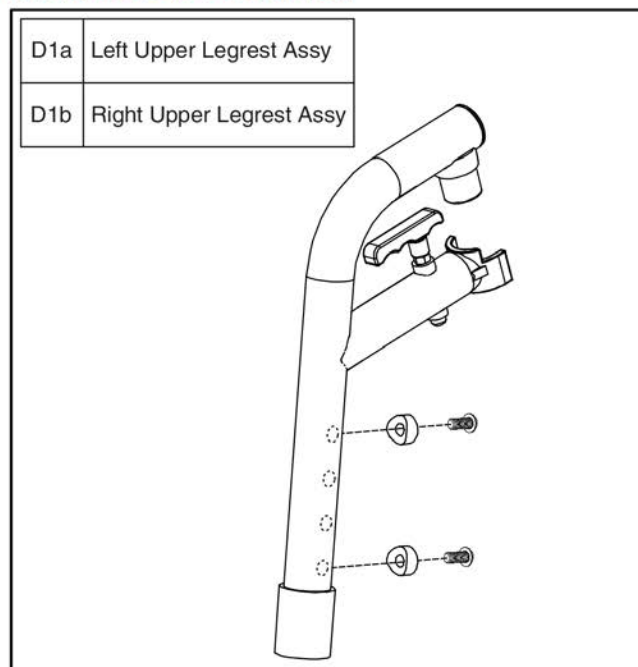
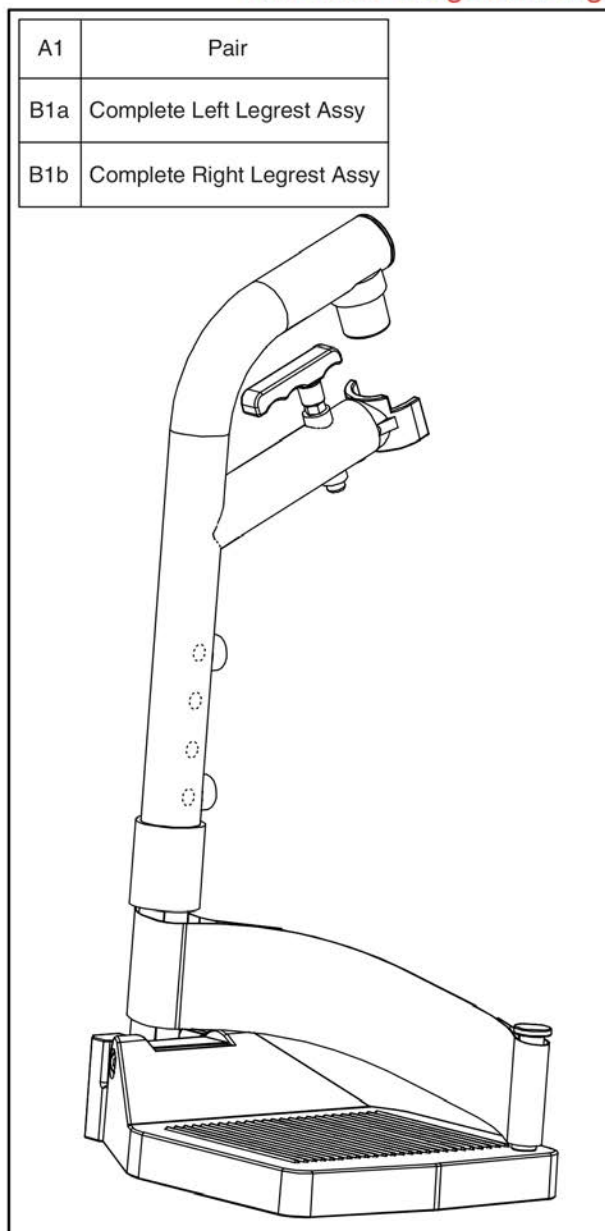
2.3. TB Flex Seating



Item	Part No.	Name	Qty
A1 - B11	FRMASMB16230	LEGREST,ASSY,S/A,4.75" X 6" COMPOSITE FOOTPLATE, PAIR	1
A1 - A9	FRMASMB16242	LEGREST,ASSY,S/A UPPER	2
A1	FRMINDV1482	MAIN SUPPORT WELDMENT,UPPER,S/A	1
A2	BRKINDV1224	C-BRACKET,PLASTIC,S/A	1
A3	HDWINDV1212	TAPERED PIN,ALUMINUM,45MM L	1
A4	SCRSHCS1198	SCREW,SHCS,ZINC,M8-1.25 X 30MM	1
A5	SCRPFMS1006	SCREW,PFH-SHEET METAL,BLACK ZINC,M6 X 16MM	1
A6	PROECAP1132	END CAP,ROUND,ALUMINUM,25MM OD	1
A7	SCRHHCS1680	SCREW,HHCS,PHILLIPS,BLACK ZINC,M6-1.0 X 16MM	2
A8	HDWINDV1216	WASHER,COPED,BLACK,ALUMINUM,6MM ID X 17MM OD	2
A9	WASSTND1053	WASHER,FLAT,BLACK ZINC,6MM ID X 13MM OD X 1MM TH	2
B1a - B11	FRMASMB16244	LEGREST,ASSY,S/A LOWER, RIGHT	1
B1b - B11	FRMASMB16243	LEGREST,ASSY,S/A LOWER, LEFT	1
B1a	PLSINDV1292	FOOTPLATE,4.75" X 6" COMPOSITE,S/A, RIGHT	1
B1b	PLSINDV1291	FOOTPLATE,4.75" X 6" COMPOSITE,S/A, LEFT	1
B2	FRMINDV1483	LOWER BAR,TAPERED,S/A	1
B3	FRMINDV1484	LOWER ADJUSTMENT INSERT,S/A	1
B4	INDPART2846	LEGREST ROTOR PIN,ANGLE ADJUSTABLE,S/A	1
B5	INDPART2847	LEGREST PIVOT SOCKET,ANGLE ADJUSTABLE,S/A	1
B6	SCRSHFH1178	SCREW,SHFH,BLACK ZINC,M8-1.25 X 35MM	1
B7	ACCSTRP1067	HEEL LOOP,345MM, ADJUSTABLE	1
B8	BLTSEX1006	BOLT,SEX,BLACK ZINC,M6-1.0 X 50MM,FEMALE	1
B9	SCRASBH1133	SCREW,BHSCS,BLACK ZINC,M6-1.0 X 35 MM	1
B10	SCRSHCS1251	SCREW,SHCS,BLACK ZINC,M6-1.0 X 60MM	1
B11	NUTNYLK1019	NUT,NYLOCK,BLACK ZINC,M6-1.0	1

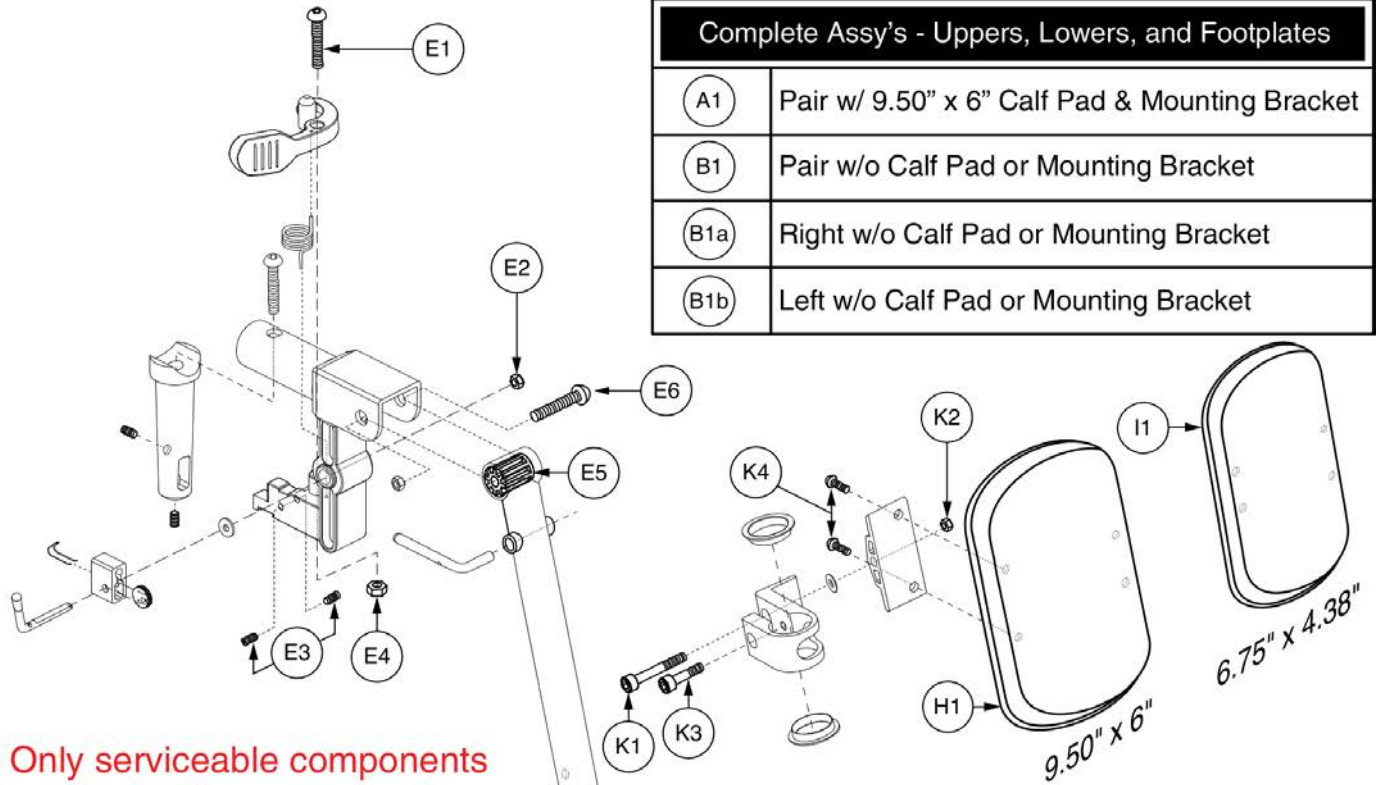
2.3. TB Flex Seating

*** Please note when ordering Gen. 2 legrest assemblies, the Gen. 2 legrest hangers must also be selected. ***



Item	Part No.	Name	Qty
A1	RIG1610270	LEGREST,ASSY,S/A,BLACK,4.75" X 6" COMPOSITE FOOTPLATE,TBFLEX,PAIR	1
B1a	RIG1610272	LEGREST,ASSY,S/A,BLACK,4.75" X 6" COMPOSITE FOOTPLATE,TBFLEX,LEFT (HF:HFGJ15002)	1
B1b	RIG1610275	LEGREST,ASSY,S/A,BLACK,4.75" X 6" COMPOSITE FOOTPLATE,TBFLEX,RIGHT (HF:HFGJ15001)	1
C1a	RIG1610281	LEGREST,ASSY,S/A LOWER,LEFT,TBFLEX (HF:HFGJ15002A)	1
C1b	RIG1610284	LEGREST,ASSY,S/A LOWER,RIGHT,TBFLEX (HF:HFHJ15001A)	1
D1a	RIG1610287	LEGREST,ASSY,S/A UPPER,LEFT,TBFLEX (HF:HFHJ15002B)	1
D1b	RIG1610286	LEGREST,ASSY,S/A UPPER,RIGHT,TBFLEX (HF:HFHJ15001B)	1

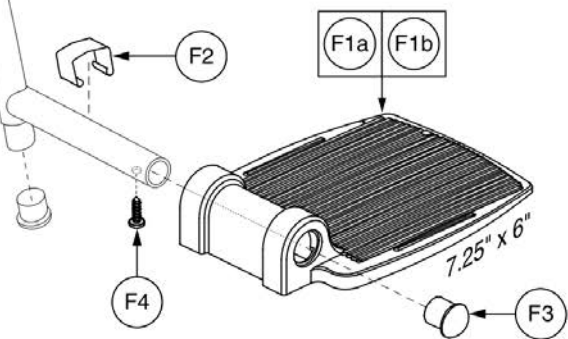
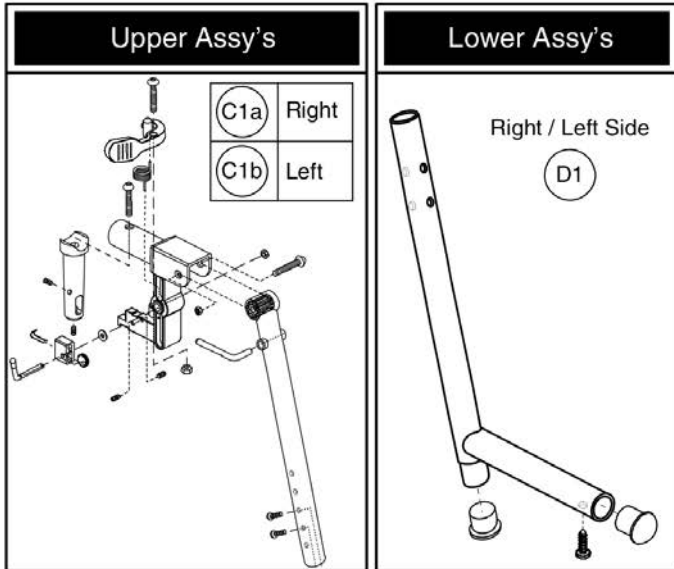
Complete Assy's



Complete Assy's - Uppers, Loweres, and Footplates	
(A1)	Pair w/ 9.50" x 6" Calf Pad & Mounting Bracket
(B1)	Pair w/o Calf Pad or Mounting Bracket
(B1a)	Right w/o Calf Pad or Mounting Bracket
(B1b)	Left w/o Calf Pad or Mounting Bracket

Note: Only serviceable components contain callouts. The components without callouts are only available with the complete assemblies.

Calf Pads & Mounting Bracket Assy's	
(G1)	9.50" x 6" Calf Pad & Mounting Bracket
(H1)	9.50" x 6" Calf Pad
(I1)	6.75" x 4.38" Calf Pad
(J1)	Mounting Bracket



Style #12 ELR w/7.25" x 6" Footplate



Item	Part No.	Name	Qty
A1	FRMASMB3810	LEGREST,ELR #12,7.25" X 6",W/CALF PADS(1 HOLE ADJ),PAIR	1
B1	FRMASMB3811	LEGREST,ELR #12,7.25" X 6",PAIR	1
B1a	FRMASMB3813	LEGREST,,ELR #12,7.25" X 6",RIGHT	1
B1b	FRMASMB3812	LEGREST,ASSY,ELR #12,7.25" X 6" REINFORCED FOOTPLATE,LEFT	1
C1a	FRMASMB3815	LEGREST,ASSY,ELR #12 UPPER,14"-17" & 17"-20" EXT,RIGHT	1
C1b	FRMASMB3814	LEGREST,ASSY,ELR #12 UPPER,14"-17" & 17"-20" EXT,LEFT	1
D1	FRMASMB4856	LEGREST,ASSY,CHROME LOWER,14"-17" EXT,LEFT/RIGHT	1
E1	SCRASBH1076	SCREW,BHSCS,BLACK ZINC,M6-1.0 X 45MM,(MTS: 51206010)	1
E2	NUTNJAM1004	NUT, NYLOCK,BLACK ZINC,5/16-24,JAM	1
E3	SCRSETS1047	SCREW,SET,BLACK ZINC,M4-.7 X 4MM	2
E4	NUTNJAM1021	NUT,NYLOCK JAM,BLACK ZINC,M6-1.0	1
E5	DWR1000A125	BUSHING,NYLON,0.34"ID X 0.90"OD X 1.0"TH	1
E6	SCRASBH1020	SCREW,BHSCS,BLACK ZINC,5/16-18 X 1.50",GRADE 5	1
E7	SCRASBH1022	SCREW,BHSCS,BLACK ZINC,5/16-18 X 0.750",GRADE 5	2
F1a	DWR1010E003	FOOTPLATE,7.25" X 6" REINFORCED CAST,RIGHT,E-1010-003	1
F1b	DWR1010E004	FOOTPLATE,7.25" X 6" REINFORCED CAST,LEFT,E-1010-004	1
F2	SPGRAW1040	SPRING,RAW, FOOT PLATE TENSION	1
F3	PROBUMP1010	BUMPER,END CAP,7/8"OD,FITS 16 GAUGE TUBING	1
F4	SCRPTH1012	SCREW,PTH,#10 X 0.625",SELF-TAP	1
G1	FRMASMB5732	CALF PAD,ASSY,W/COMPACT MOUNTING BRACKET	2
H1	INDPART2003	CALF PAD,BLACK,6"W X 9 1/2"L X 1 1/2"THICK	1
I1	DWR1327C010	CALF PAD,PEDIATRIC,6.75"L X 4.38"W X 1.31"TH,C-1327-010	1
J1		CALF PAD MOUNTING BRACKET,ASSY	1
K1	SCRSHCS1111	SCREW,SHCS,BLACK ZINC,M6-1.0 X 40MM,GRADE 12.9	1
K2	NUTNJAM1021	NUT,NYLOCK JAM,BLACK ZINC,M6-1.0	1
K3	SCRSHCS1063	SCREW,SHCS,BLACK,M6-1.0 X 25MM	1
K4	SCRPPH1273	SCREW,PPH,BLACK ZINC,M6-1.0 X 16MM	2

Complete Assy's

Note: Only serviceable components contain callouts. The components without callouts are only available with the complete assemblies.

Complete Assy's - Uppers, Lower, and Footplates	
A1	Pair w/ 9.50" x 6" Calf Pad & Mounting Bracket
B1	Pair w/o Calf Pad or Mounting Bracket
B1a	Right w/o Calf Pad or Mounting Bracket
B1b	Left w/o Calf Pad or Mounting Bracket

Upper Assy's

C1a	Right
C1b	Left

Lower Assy's w/ Footplates

E1a	Right
E1b	Left

Lower Assy's

Right / Left Side

E3

9.50" x 6"

6.75" x 4.38"

Calf Pads & Mounting Bracket Assy's	
G1	9.50" x 6" Calf Pad & Mounting Bracket
H1	9.50" x 6" Calf Pad
I1	6.75" x 4.38" Calf Pad
J1	Mounting Bracket

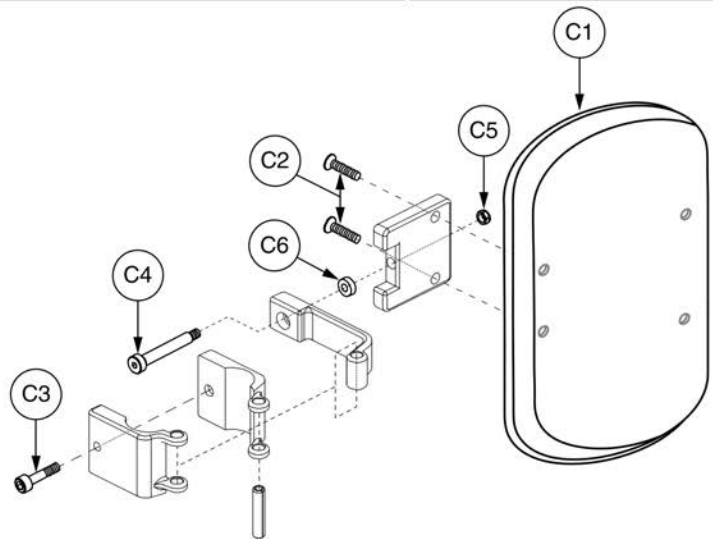
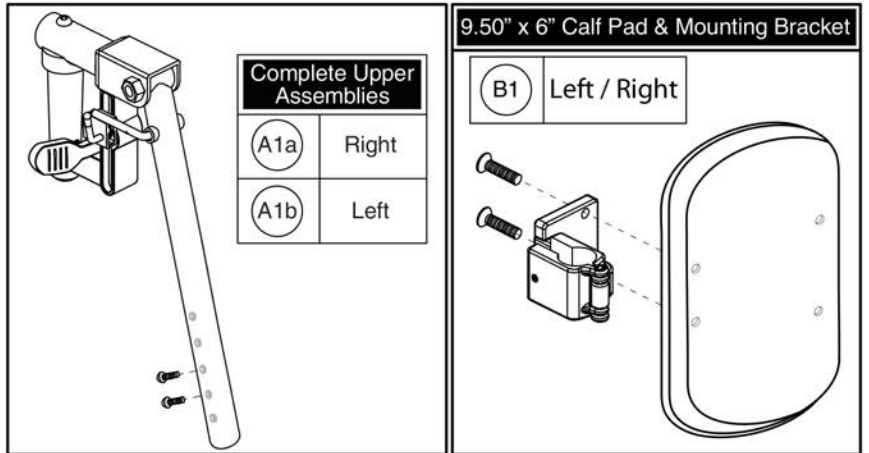
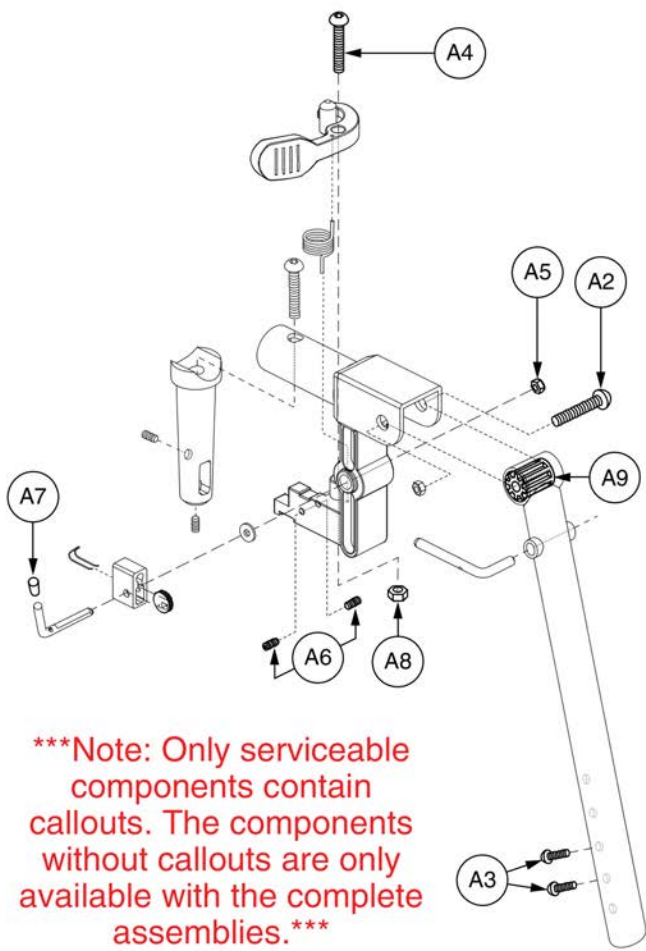
8.50" x 6"

Style #12 ELR w/8.5" x 6" Footplate



Item	Part No.	Name	Qty
A1	FRMASMB3806	LEGREST,ELR#12,8.50" X 6",W/CALF PADS(1 HOLE ADJ),PAIR	1
B1	FRMASMB3807	LEGREST,ASSY,ELR #12,8.50" X 6",PAIR	1
B1a	FRMASMB3809	LEGREST,ASSY,ELR #12,8.50" X 6",RIGHT	1
B1b	FRMASMB3808	LEGREST,ASSY,ELR #12,8.50" X 6",LEFT	1
C1a	FRMASMB3815	LEGREST,ASSY,ELR #12 UPPER,14"-17" & 17"-20" EXT,RIGHT	1
C1b	FRMASMB3814	LEGREST,ASSY,ELR #12 UPPER,14"-17" & 17"-20" EXT,LEFT	1
D1	SCRASBH1076	SCREW,BHSCS,BLACK ZINC,M6-1.0 X 45MM,(MTS: 51206010)	1
D2	NUTNJAM1004	NUT, NYLOCK,BLACK ZINC,5/16-24,JAM	1
D3	SCRSETS1047	SCREW,SET,BLACK ZINC,M4-.7 X 4MM	2
D4	PROHDL1031	COVER,BLACK,1"L X 5/16"ID,ROUND FRONT	1
D5	NUTNJAM1021	NUT,NYLOCK JAM,BLACK ZINC,M6-1.0	1
D6	DWR1000A125	BUSHING,NYLON,0.34"ID X 0.90"OD X 1.0"TH	1
D7	SCRASBH1020	SCREW,BHSCS,BLACK ZINC,5/16-18 X 1.50",GRADE 5	1
D8	SCRASBH1022	SCREW,BHSCS,BLACK ZINC,5/16-18 X 0.750",GRADE 5	2
E1a	FRMASMB3626	LEGREST,ASSY,ELR & S/A LOWER,8.5" X 6" FOOTPLATE,RIGHT	1
E1b	FRMASMB3623	LEGREST,ASSY,ELR & S/A LOWER,8.5" X 6" FOOTPLATE,LEFT	1
E2a	DWR1000D180	FOOTPLATE,8.50" X 6" REINFORCED CAST,RIGHT,D-1000-180	1
E2b	DWR1000D179	FOOTPLATE,8.50" X 6" REINFORCED CAST,LEFT,D-1000-179	1
E3	FRMASMB4856	LEGREST,ASSY,CHROME LOWER,14"-17" EXT,LEFT/RIGHT	1
F1	SPGRAW1040	SPRING,RAW, FOOT PLATE TENSION	1
F2	PROBUMP1010	BUMPER,END CAP,7/8"OD,FITS 16 GAUGE TUBING	1
F3	SCRPTH1012	SCREW,PTH,#10 X 0.625",SELF-TAP	1
G1	FRMASMB5732	CALF PAD,ASSY,W/COMPACT MOUNTING BRACKET	2
H1	INDPART2003	CALF PAD,BLACK,6"W X 9 1/2"L X 1 1/2"THICK	1
I1	DWR1327C010	CALF PAD,PEDIATRIC,6.75"L X 4.38"W X 1.31"TH,C-1327-010	1
J1		CALF PAD MOUNTING BRACKET,ASSY	1
K1	SCRSHCS1111	SCREW,SHCS,BLACK ZINC,M6-1.0 X 40MM,GRADE 12.9	1
K2	NUTNJAM1021	NUT,NYLOCK JAM,BLACK ZINC,M6-1.0	1
K3	SCRSHCS1063	SCREW,SHCS,BLACK,M6-1.0 X 25MM	1
K4	SCRPPH1273	SCREW,PPH,BLACK ZINC,M6-1.0 X 16MM	2

Uppers

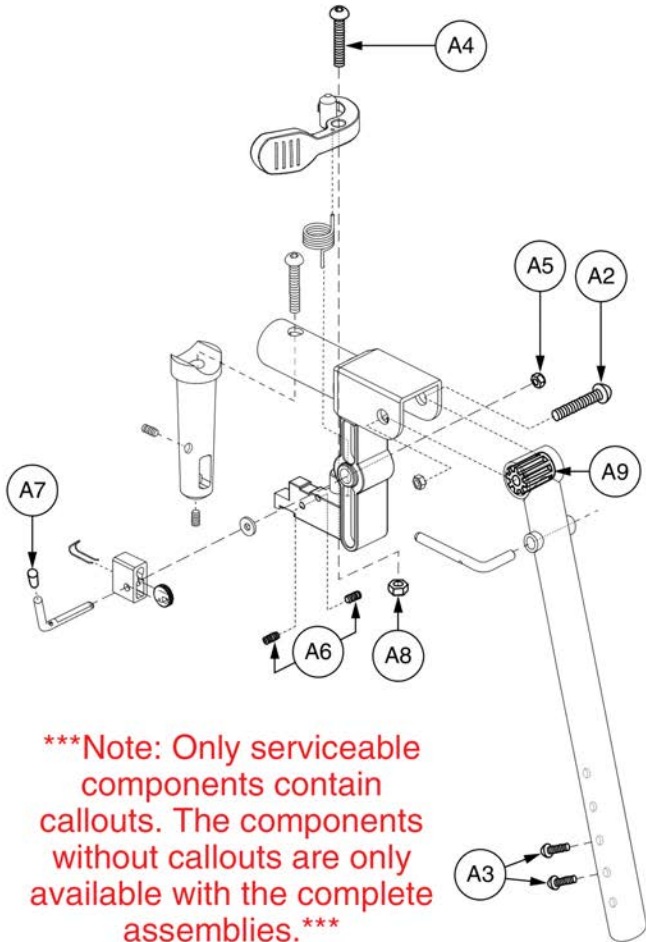


ELR Upper, 1-Hole Calf Pad - Style #12

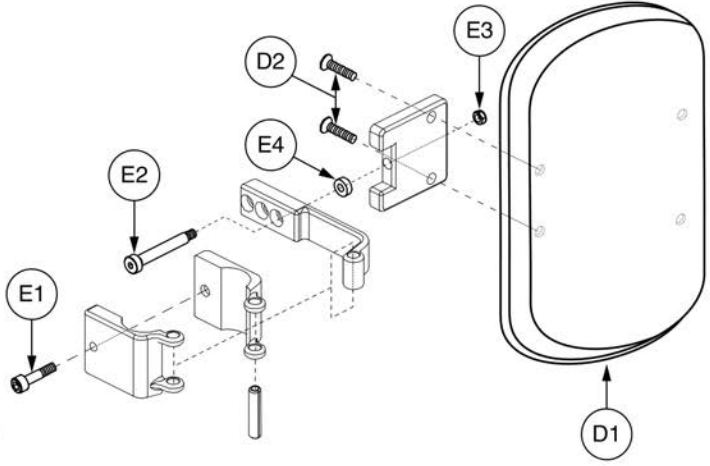
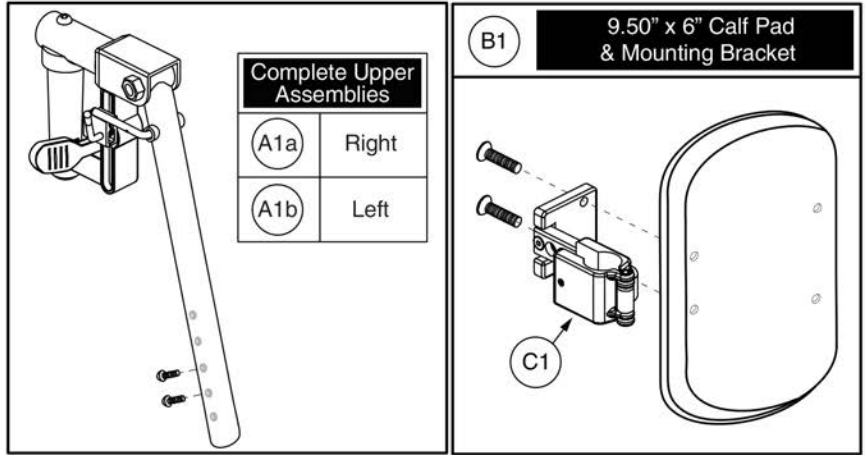


Item	Part No.	Name	Qty
A1a	FRMASMB3815	LEGREST,ASSY,ELR #12 UPPER,14"-17" & 17"-20" EXT,RIGHT	1
A1b	FRMASMB3814	LEGREST,ASSY,ELR #12 UPPER,14"-17" & 17"-20" EXT,LEFT	1
A2	SCRASBH1020	SCREW,BHSCS,BLACK ZINC,5/16-18 X 1.50",GRADE 5	1
A3	SCRASBH1022	SCREW,BHSCS,BLACK ZINC,5/16-18 X 0.750",GRADE 5	2
A4	SCRASBH1076	SCREW,BHSCS,BLACK ZINC,M6-1.0 X 45MM,(MTS: 51206010)	1
A5	NUTNJAM1004	NUT, NYLOCK,BLACK ZINC,5/16-24,JAM	1
A6	SCRSETS1047	SCREW,SET,BLACK ZINC,M4-7 X 4MM	2
A7	PROHDL1031	COVER,BLACK,1"L X 5/16"ID,ROUND FRONT	1
A8	NUTNJAM1021	NUT,NYLOCK JAM,BLACK ZINC,M6-1.0	1
A9	DWR1000A125	BUSHING,NYLON,0.34"ID X 0.90"OD X 1.0"TH	1
B1	FRMASMB1984	CALF PAD,BLACK,9.50" X 6",W/MOUNTING BRACKET,LEFT/RIGHT	2
C1	INDPART2003	CALF PAD,BLACK,6"W X 9 1/2"L X 1 1/2"THICK	1
C2	SCRPFH1035	SCREW,PFH,BLACK ZINC,M6-1.0 X 25MM	2
C3	SCRALNH1013	SCREW,SHCS,BLACK ZINC,1/4-20 X 1.00"	1
C4	BLTASHL1066	BOLT,SHOULDER,1/4" X 2.00"	1
C5	NUTNYLK1040	NUT, NYLOCK, 10-24, BLACK ZINC	1
C6	WASNYLN1065	WASHER,BLACK,NYLON,0.25" ID X 0.875" OD X 0.1875" TH	1

Uppers



Note: Only serviceable components contain callouts. The components without callouts are only available with the complete assemblies.

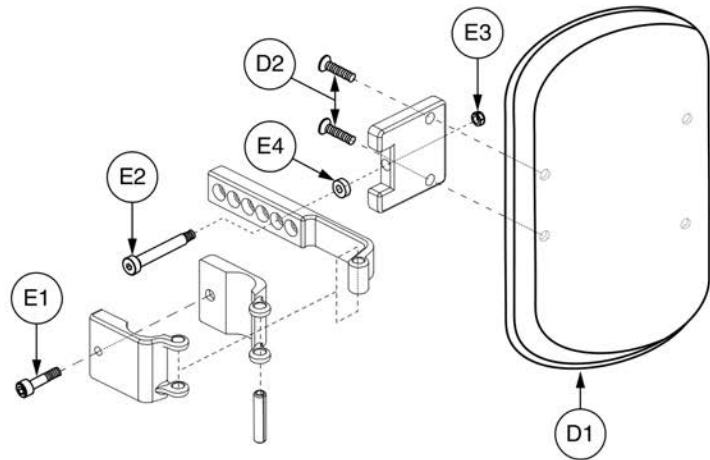
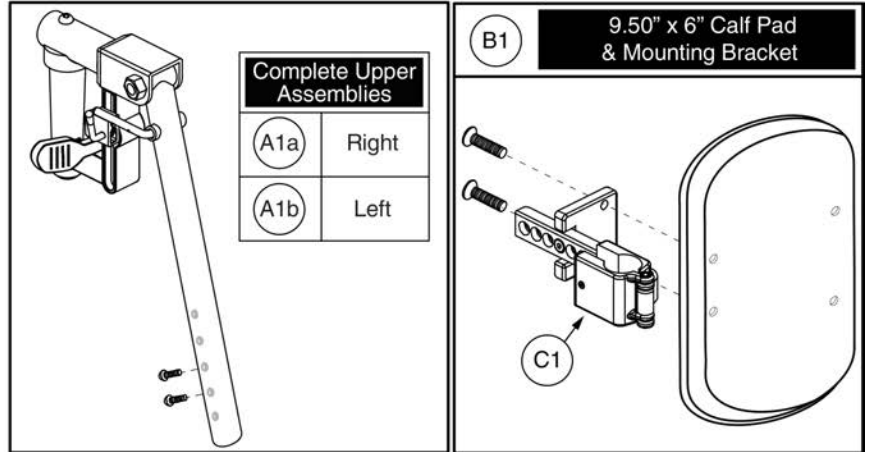
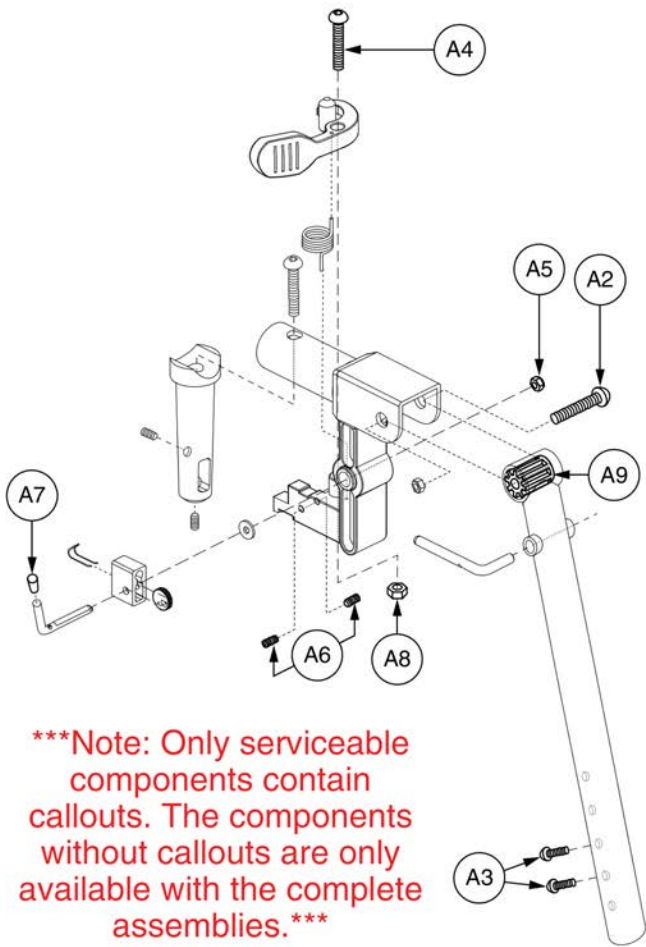


ELR Upper, 3-Hole Calf Pad - Style #12



Item	Part No.	Name	Qty
A1a	FRMASMB3815	LEGREST,ASSY,ELR #12 UPPER,14"-17" & 17"-20" EXT,RIGHT	1
A1b	FRMASMB3814	LEGREST,ASSY,ELR #12 UPPER,14"-17" & 17"-20" EXT,LEFT	1
A2	SCRASBH1020	SCREW,BHSCS,BLACK ZINC,5/16-18 X 1.50",GRADE 5	1
A3	SCRASBH1022	SCREW,BHSCS,BLACK ZINC,5/16-18 X 0.750",GRADE 5	2
A4	SCRASBH1076	SCREW,BHSCS,BLACK ZINC,M6-1.0 X 45MM,(MTS: 51206010)	1
A5	NUTNJAM1004	NUT, NYLOCK,BLACK ZINC,5/16-24,JAM	1
A6	SCRSETS1047	SCREW,SET,BLACK ZINC,M4-.7 X 4MM	2
A7	PROHDL1031	COVER,BLACK,1"L X 5/16"ID,ROUND FRONT	1
A8	NUTNJAM1021	NUT,NYLOCK JAM,BLACK ZINC,M6-1.0	1
A9	DWR1000A125	BUSHING,NYLON,0.34"ID X 0.90"OD X 1.0"TH	1
B1	FRMASMB6432	CALF PAD,3 HOLE,W/MOUNTING BRK,LEFT/RIGHT	2
C1	FRMASMB2857	MOUNTING BRACKET,ASSY,CALF PAD,3-HOLE	1
D1	INDPART2003	CALF PAD,BLACK,6"W X 9 1/2"L X 1 1/2"THICK	1
D2	SCRSHFH1106	SCREW, FLAT HEAD, M6X1 X 20, ISO 10642, CL 10.9, BZ	2
E1	SCRALNH1013	SCREW,SHCS,BLACK ZINC,1/4-20 X 1.00"	1
E2	BLTASHL1066	BOLT,SHOULDER,1/4" X 2.00"	1
E3	NUTNYLK1040	NUT, NYLOCK, 10-24, BLACK ZINC	1
E4	WASNYLN1065	WASHER,BLACK,NYLON,0.25" ID X 0.875" OD X 0.1875" TH	1

Uppers

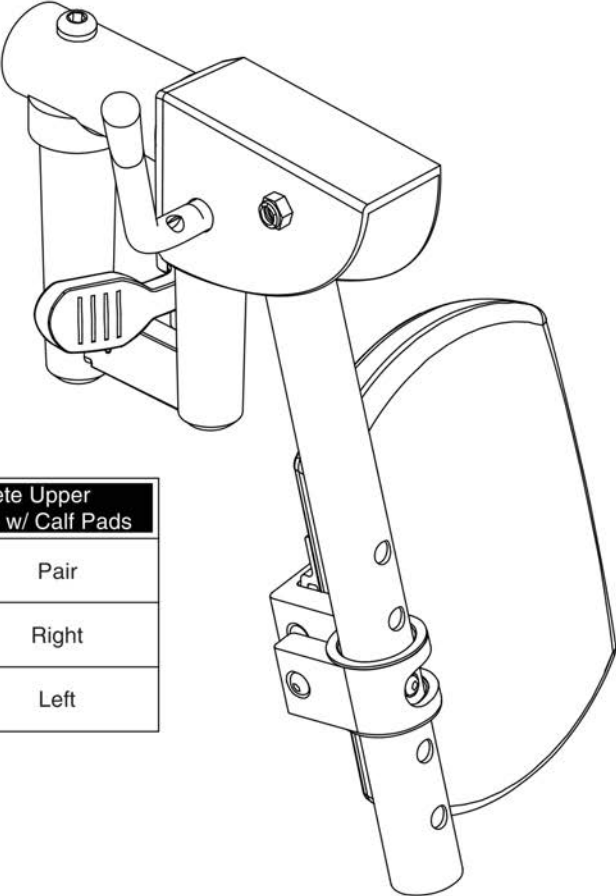


ELR Upper, 6-Hole Calf Pad - Style #12



Item	Part No.	Name	Qty
A1a	FRMASMB3815	LEGREST,ASSY,ELR #12 UPPER,14"-17" & 17"-20" EXT,RIGHT	1
A1b	FRMASMB3814	LEGREST,ASSY,ELR #12 UPPER,14"-17" & 17"-20" EXT,LEFT	1
A2	SCRASBH1020	SCREW,BHSCS,BLACK ZINC,5/16-18 X 1.50",GRADE 5	1
A3	SCRASBH1022	SCREW,BHSCS,BLACK ZINC,5/16-18 X 0.750",GRADE 5	2
A4	SCRASBH1076	SCREW,BHSCS,BLACK ZINC,M6-1.0 X 45MM,(MTS: 51206010)	1
A5	NUTNJAM1004	NUT, NYLOCK,BLACK ZINC,5/16-24,JAM	1
A6	SCRSETS1047	SCREW,SET,BLACK ZINC,M4-.7 X 4MM	2
A7	PROHDL1031	COVER,BLACK,1"L X 5/16"ID,ROUND FRONT	1
A8	NUTNJAM1021	NUT,NYLOCK JAM,BLACK ZINC,M6-1.0	1
A9	DWR1000A125	BUSHING,NYLON,0.34"ID X 0.90"OD X 1.0"TH	1
B1	FRMASMB6433	CALF PAD,6 HOLE,W/MOUNTING BRK,LEFT/RIGHT	2
C1	FRMASMB6434	CALF PAD MOUNTING BRACKET,6 HOLE,DEPTH ADJUSTABLE	1
D1	INDPART2003	CALF PAD,BLACK,6"W X 9 1/2"L X 1 1/2"THICK	1
D2	SCRSHFH1106	SCREW, FLAT HEAD, M6X1 X 20, ISO 10642, CL 10.9, BZ	2
E1	SCRALNH1013	SCREW,SHCS,BLACK ZINC,1/4-20 X 1.00"	1
E2	BLTASHL1066	BOLT,SHOULDER,1/4" X 2.00"	1
E3	NUTNYLK1040	NUT, NYLOCK, 10-24, BLACK ZINC	1
E4	WASNYLN1065	WASHER,BLACK,NYLON,0.25" ID X 0.875" OD X 0.1875" TH	1

Uppers



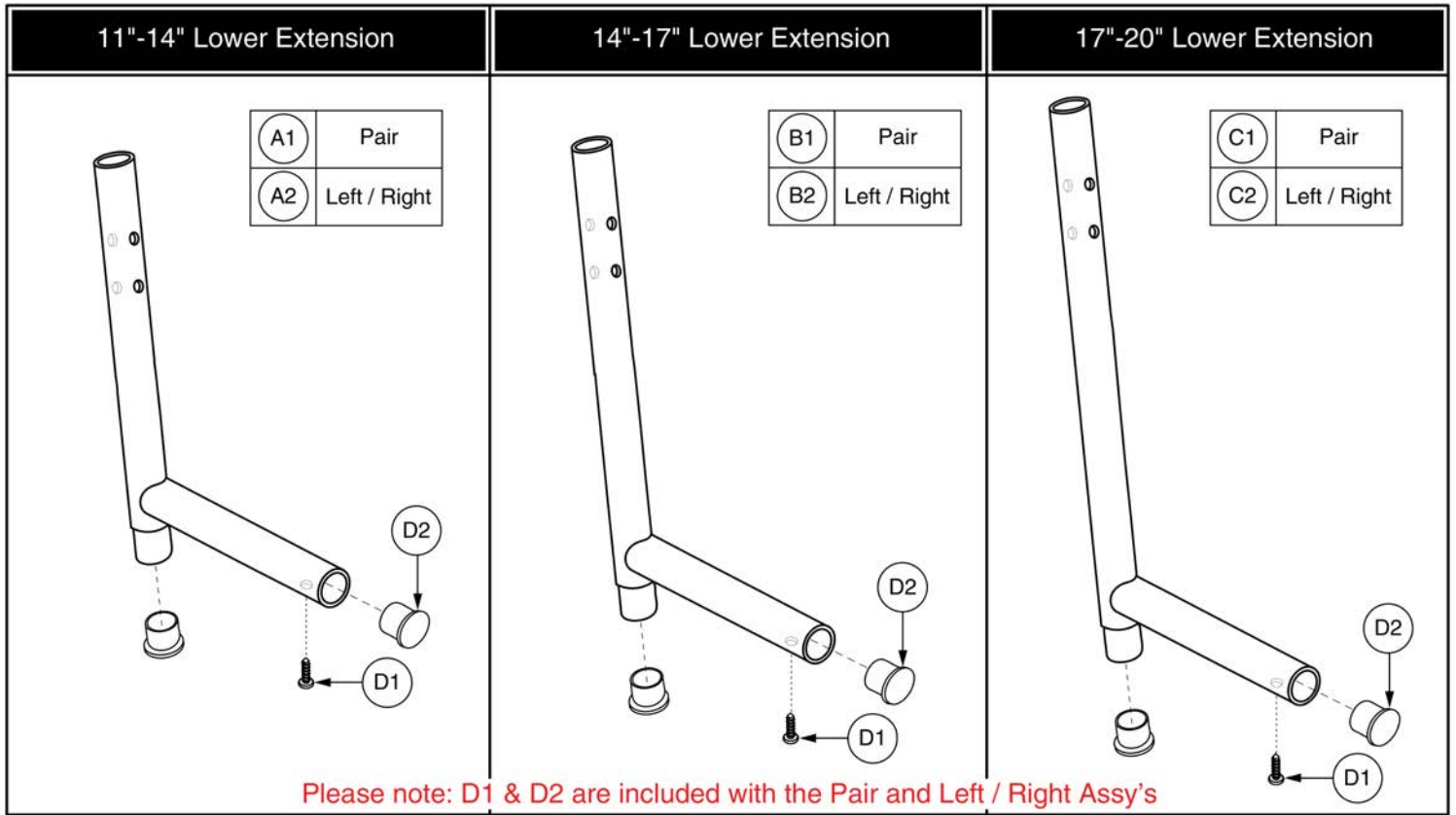
Complete Upper Assemblies w/ Calf Pads	
A1 - A2	Pair
A1	Right
A2	Left

Heavy Duty ELR Upper w/ Calf Pad



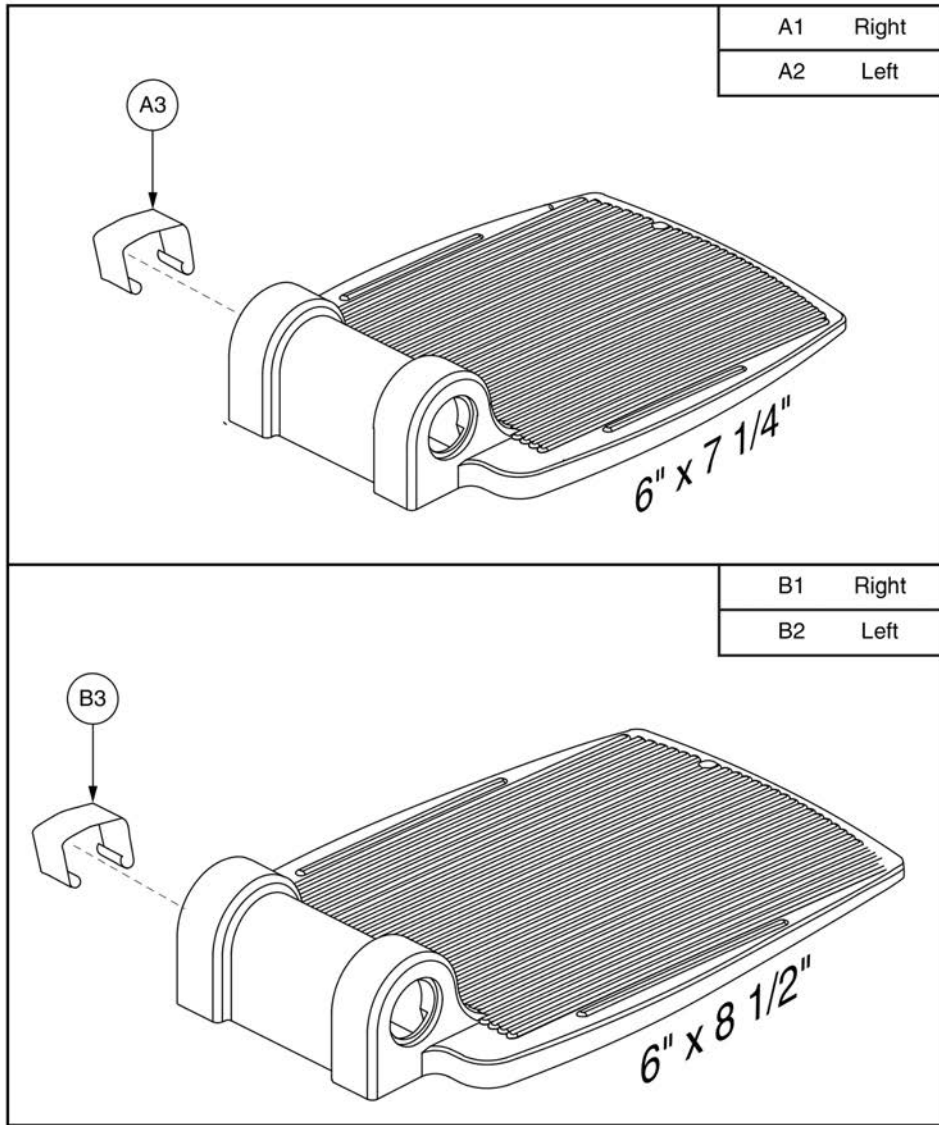
Item	Part No.	Name	Qty
A1 - A2	FRMASMB6702	LEGREST,ASSY,ELR UPPER,HEAVY DUTY,W/CALF PADS,PAIR,(MANDO:FRA021)	1
A1	FRMASMB8445	LEGREST,ASSY,ELR UPPER,HEAVY DUTY,W/CALF PADS,RIGHT	1
A2	FRMASMB8444	LEGREST,ASSY,ELR UPPER,HEAVY DUTY,W/CALF PADS,LEFT	1

Standard Lowers and Foot Plates



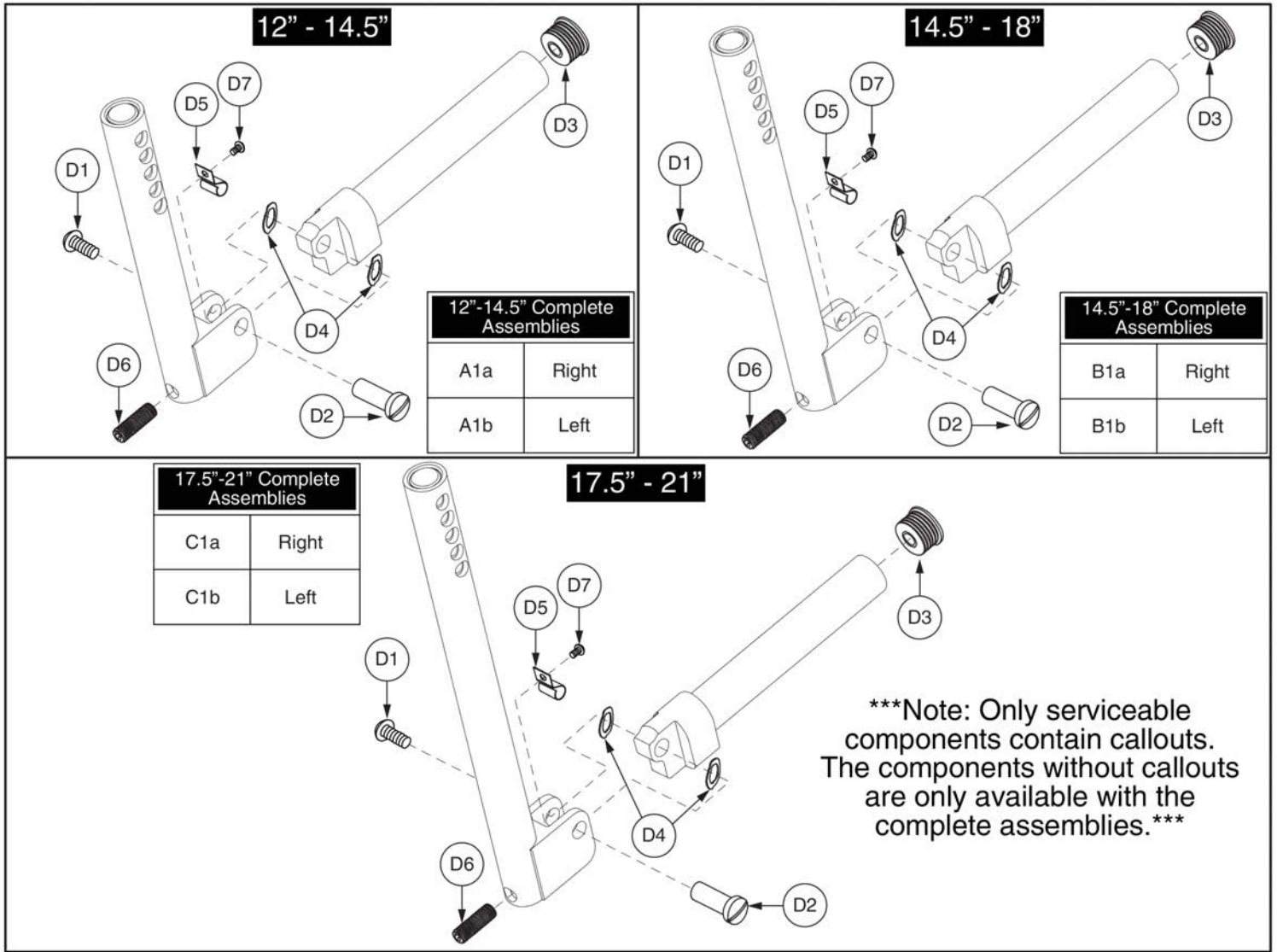
Item	Part No.	Name	Qty
A1	FRMASMB4755	LEGREST,ASSY,LOWER,CHROME,11"-14" EXT,PAIR	1
A2	FRMASMB4855	LEGREST,ASSY,CHROME LOWER,11"-14" EXT,LEFT/RIGHT	2
B1	FRMASMB4756	LEGREST,ASSY,LOWER,CHROME,14"-17" EXT,PAIR	1
B2	FRMASMB4856	LEGREST,ASSY,CHROME LOWER,14"-17" EXT,LEFT/RIGHT	2
C1	FRMASMB4757	LEGREST,ASSY,LOWER,CHROME,17"-20" EXT,PAIR	1
C2	FRMASMB4857	LEGREST,ASSY,CHROME LOWER,17"-20" EXT,LEFT/RIGHT	2
D1	SCRPTH1012	SCREW,PTH,#10 X 0.625",SELF-TAP	1
D2	PROBUMP1010	BUMPER,END CAP,7/8"OD,FITS 16 GAUGE TUBING	1

Standard Lowers and Foot Plates



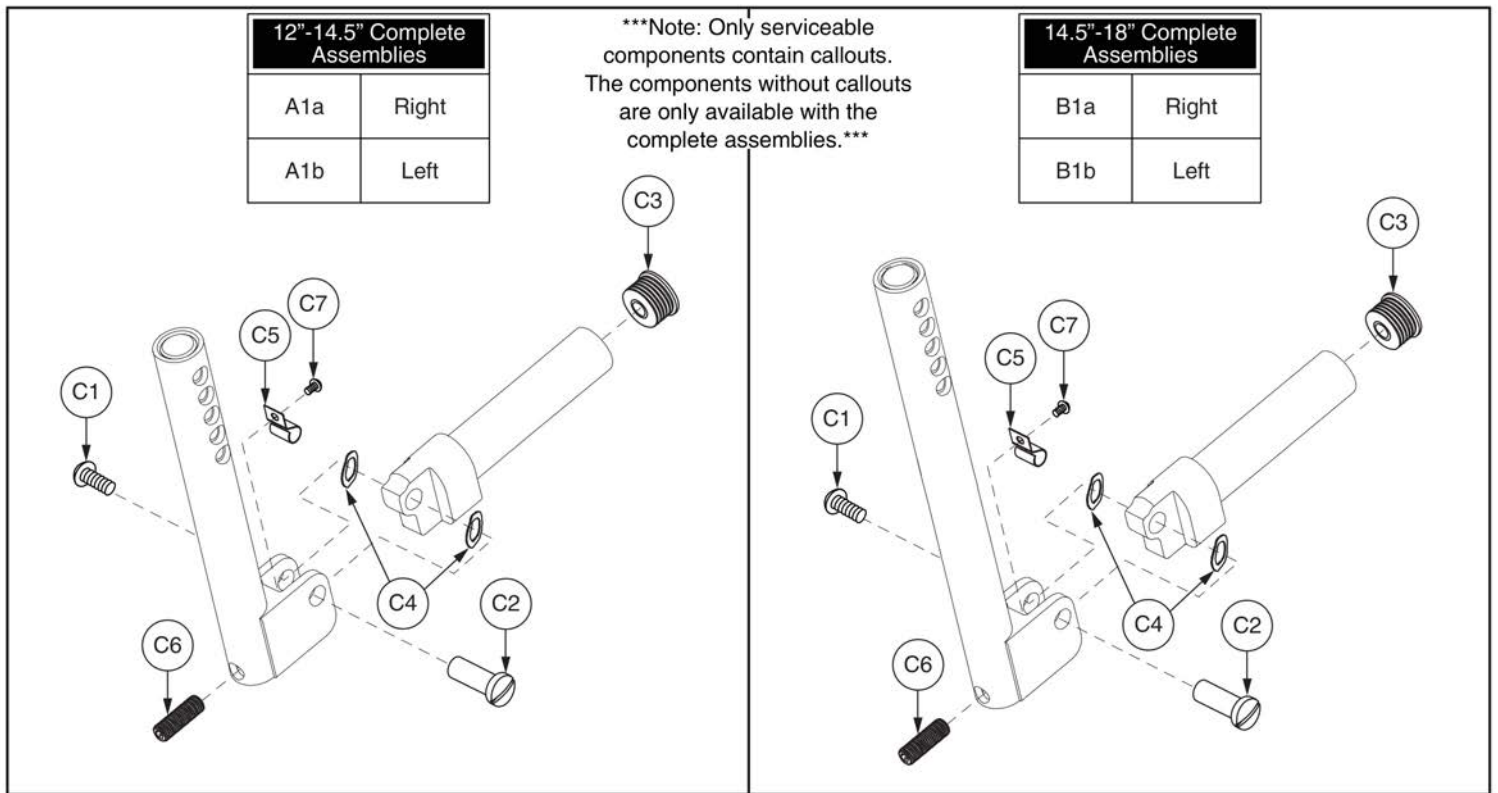
Item	Part No.	Name	Qty
A1 - A3	FRMASMB4748	FOOTPLATE,ASSY,REINFORCED CAST,7.25" X 6",PAIR	1
A1	DWR1010E003	FOOTPLATE,7.25" X 6" REINFORCED CAST,RIGHT,E-1010-003	1
A2	DWR1010E004	FOOTPLATE,7.25" X 6" REINFORCED CAST,LEFT,E-1010-004	1
A3	SPGRAW1040	SPRING,RAW, FOOT PLATE TENSION	2
B1 - B3	FRMASMB4747	FOOTPLATE,ASSY,REINFORCED CAST,8.50" X 6",PAIR	1
B1	DWR1000D180	FOOTPLATE,8.50" X 6" REINFORCED CAST,RIGHT,D-1000-180	1
B2	DWR1000D179	FOOTPLATE,8.50" X 6" REINFORCED CAST,LEFT,D-1000-179	1
B3	SPGRAW1040	SPRING,RAW, FOOT PLATE TENSION	2

Lowers



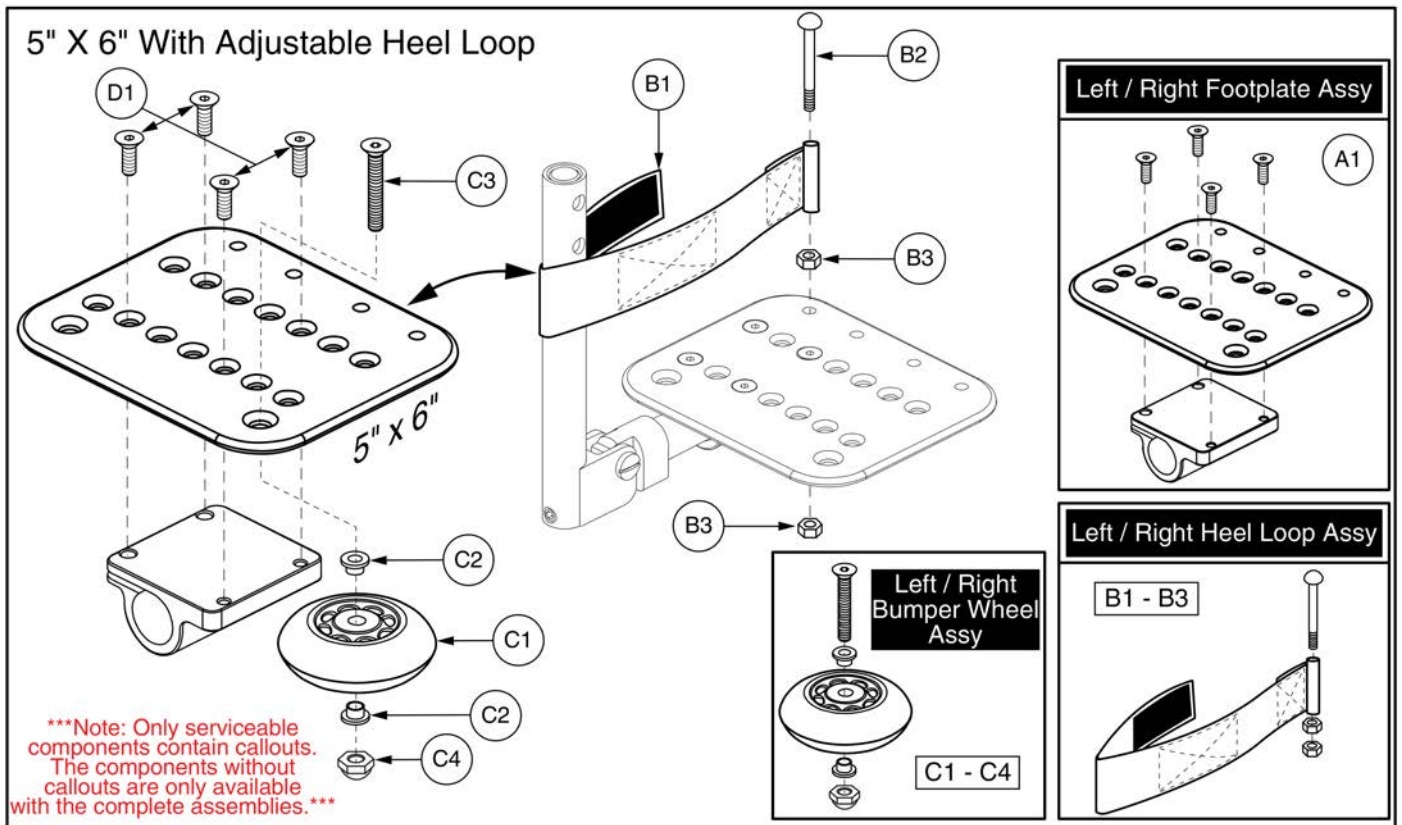
Item	Part No.	Name	Qty
A1a	FRMASMB4723	LEGREST,ANGLE ADJUSTABLE,LOWER,12"-14.5" EXT,RIGHT	1
A1b	FRMASMB5391	LEGREST,ANGLE ADJUSTABLE,LOWER,12"-14.5" EXT,LEFT	1
B1a	FRMASMB5392	LEGREST,ANGLE ADJUSTABLE,LOWER,14.5"-18" EXT,RIGHT	1
B1b	FRMASMB4724	LEGREST,ANGLE ADJUSTABLE,LOWER,14.5"-18" EXT,LEFT	1
C1a	FRMASMB5393	LEGREST,ANGLE ADJUSTABLE,LOWER,17.5"-21" EXT,RIGHT	1
C1b	FRMASMB4725	LEGREST,ANGLE ADJUSTABLE,LOWER,17.5"-21" EXT,LEFT	1
D1	SCRASBH1001	SCREW,BHSCS,BLACK ZINC,1/4-20 X 0.50",GRADE 8	1
D2	BLTSEX1001	BOLT,SEX,BLACK ZINC,3/8" X 1.00",1/4-20 FEMALE	1
D3	PROECAP1017	CAP,END,BLACK,PLASTIC,0.875" OD,14-20GA	1
D4	WASWAVY1000	WASHER, WAVY,3/8"ID X 5/8"OD X .013"T	2
D5		SPRING,CLIP,ANGLE ADJUSTABLE LEGREST,B-1000-419	1
D6	SCRSETS1079	SCREW, SET,BLACK,ZINC,5/16-24 X 1.00",OVAL POINT	1
D7	SCRASBH1130	SCREW,BHSCS,BLACK ZINC,6-32 X 0.1875"	1

Lowrs



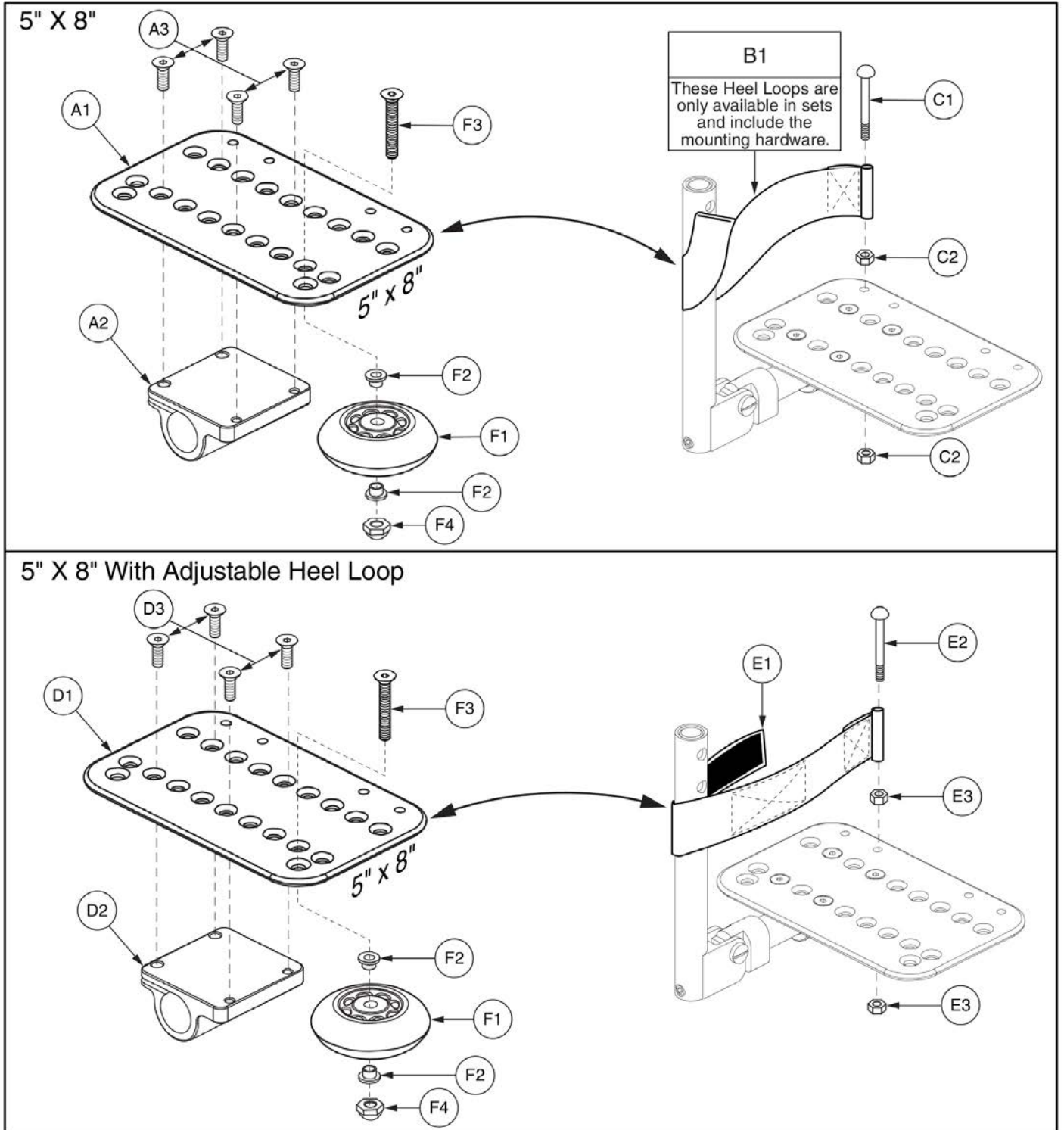
Item	Part No.	Name	Qty
A1a	FRMASMB5136	LEGREST,ANGLE ADJUSTABLE,LOWER,12"-14.5",SHORT BLOCK,RIGHT	1
A1b	FRMASMB6279	LEGREST,ANGLE ADJUSTABLE,LOWER,12"-14.5",SHORT BLOCK,LEFT	1
B1a	FRMASMB5137	LEGREST,ANGLE ADJUSTABLE,LOWER,14.5"-18",SHORT BLOCK,RIGHT	1
B1b	FRMASMB6280	LEGREST,ANGLE ADJUSTABLE,LOWER,14.5"-18",SHORT BLOCK,LEFT	1
C1	SCRASBH1001	SCREW,BHSCS,BLACK ZINC,1/4-20 X 0.50",GRADE 8	1
C2	BLTSEX1001	BOLT,SEX,BLACK ZINC,3/8" X 1.00",1/4-20 FEMALE	1
C3	PROECAP1017	CAP,END,BLACK,PLASTIC,0.875" OD,14-20GA	1
C4	WASWAVY1000	WASHER, WAVY,3/8"ID X 5/8"OD X .013"T	2
C5		SPRING,CLIP,ANGLE ADJUSTABLE LEGREST,B-1000-419	1
C6	SCRSETS1079	SCREW, SET,BLACK,ZINC,5/16-24 X 1.00",OVAL POINT	1
C7	SCRASBH1130	SCREW,BHSCS,BLACK ZINC,6-32 X 0.1875"	1

Footplates



Item	Part No.	Name	Qty
A1	FRMASMB4733	FOOTPLATE,ASSY,ANGLE ADJUSTABLE,5" X 6",W/OFFSET MOUNTING BLOCK,LEFT,C-1000-291	1
B1 - B3	FRMASMB6769	HEEL LOOP,ASSY,2"W X 18"L,ADJUSTABLE W/VELCRO	2
B1	DWR1500D042	HEEL LOOP,2"W X 18"L X .0625"TH,ADJUSTABLE W/VELCRO	1
B2	SCRMISC1002	SCREW,ROUND HEAD,BLACK ZINC,M6-1.0 X 70MM	1
B3	NUTSTD1037	NUT,HEX,BLACK ZINC,M6-1.0	2
C1 - C4	WHLASMB1578	WHEEL,ASSY,BUMPER,ANGLE ADJUSTABLE FOOTPLATE	1
C1	WHLATIP1004	WHEEL,ANTI-TIP,BLACK,3" DIAMETER	1
C2	BSHNYLN1003	BUSHING, FLANGE,WHITE,NYLON,0.260"ID X 0.312"OD X 0.4375"TH X 0.513" FOD X 0.0625"FTH,(MICRO PLASTICS:10SC250037)	2
C3	SCRSHFH1033	SCREW,SHFH,BLACK ZINC,1/4-20 X 1.50"	1
C4	NUTACRN1029	NUT,ACORN,1/4-20,W/NYLON PATCH	1
D1	SCRSHFH1010	SCREW,SHFH,BLACK ZINC,1/4-20 X 0.75"	4

Footplates



Item	Part No.	Name	Qty
A1 - B1	FRMASMB4735	FOOTPLATE,ANGLE ADJUSTABLE,5" X 8",HEEL LOOPS,PAIR	1
*A1 - A3	FRMASMB4737	FOOTPLATE,ANGLE ADJUSTABLE,5" X 8",RIGHT	1
*A1 - A3	FRMASMB4736	FOOTPLATE,ANGLE ADJUSTABLE,5" X 8",LEFT	1
A1	DWR1000D107	FOOTPLATE,5" X 8" ANGLE ADJUSTABLE,D-1000-007	1
A2		OFFSET MOUNTING BLOCK,BLACK,ANGLE ADJUSTABLE FOOTPLATE	1
A3	SCRSHFH1010	SCREW,SHFH,BLACK ZINC,1/4-20 X 0.75"	4
B1	FRMASMB2693	HEEL LOOP,ASSY,9"LG,DOUBLE THICKNESS,W/HARDWARE	1
C1	SCRMISC1002	SCREW,ROUND HEAD,BLACK ZINC,M6-1.0 X 70MM	1
C2	NUTSTD1037	NUT,HEX,BLACK ZINC,M6-1.0	2
D1 - E3	FRMASMB6699	FOOTPLATE,ANGLE ADJ,5" X 8",ADJUSTABLE HEEL LOOPS,PAIR	1
*D1 - D3	FRMASMB4737	FOOTPLATE,ANGLE ADJUSTABLE,5" X 8",RIGHT	1
*D1 - D3	FRMASMB4736	FOOTPLATE,ANGLE ADJUSTABLE,5" X 8",LEFT	1
D1	DWR1000D107	FOOTPLATE,5" X 8" ANGLE ADJUSTABLE,D-1000-007	1
D2		OFFSET MOUNTING BLOCK,BLACK,ANGLE ADJUSTABLE FOOTPLATE	1
D3	SCRSHFH1010	SCREW,SHFH,BLACK ZINC,1/4-20 X 0.75"	4
E1 - E3	FRMASMB6769	HEEL LOOP,ASSY,2"W X 18"L,ADJUSTABLE W/VELCRO	2
E1	DWR1500D042	HEEL LOOP,2"W X 18"L X .0625"TH,ADJUSTABLE W/VELCRO	1
E2	SCRMISC1002	SCREW,ROUND HEAD,BLACK ZINC,M6-1.0 X 70MM	1
E3	NUTSTD1037	NUT,HEX,BLACK ZINC,M6-1.0	2
F1 - F4	WHLASMB1578	WHEEL,ASSY,BUMPER,ANGLE ADJUSTABLE FOOTPLATE	1
F1	WHLATIP1004	WHEEL,ANTI-TIP,BLACK,3" DIAMETER	1
F2	BSHNYLN1003	BUSHING, FLANGE,WHITE,NYLON,0.260"ID X 0.312"OD X 0.4375"TH X 0.513" FOD X 0.0625"FTH,(MICRO PLASTICS:10SC250037)	2
F3	SCRSHFH1033	SCREW,SHFH,BLACK ZINC,1/4-20 X 1.50"	1
F4	NUTACRN1029	NUT,ACORN,1/4-20,W/NYLON PATCH	1

Footplates

6" X 8" With 10.50"L Heel Loop

Note: Only serviceable components contain callouts. The components without callouts are only available with the complete assemblies.

Complete Assemblies
Bumper Wheel (G1 - G4) NOT Included

A1	Pair, w/ Mounting Block & Heel Loop
A1a	Right, w/ Mounting Block, No Heel Loop
A1b	Left, w/ Mounting Block, No Heel Loop

6" X 8" With 18"L Adjustable Heel Loop

Complete Assemblies
Bumper Wheel (G1 - G4) NOT Included

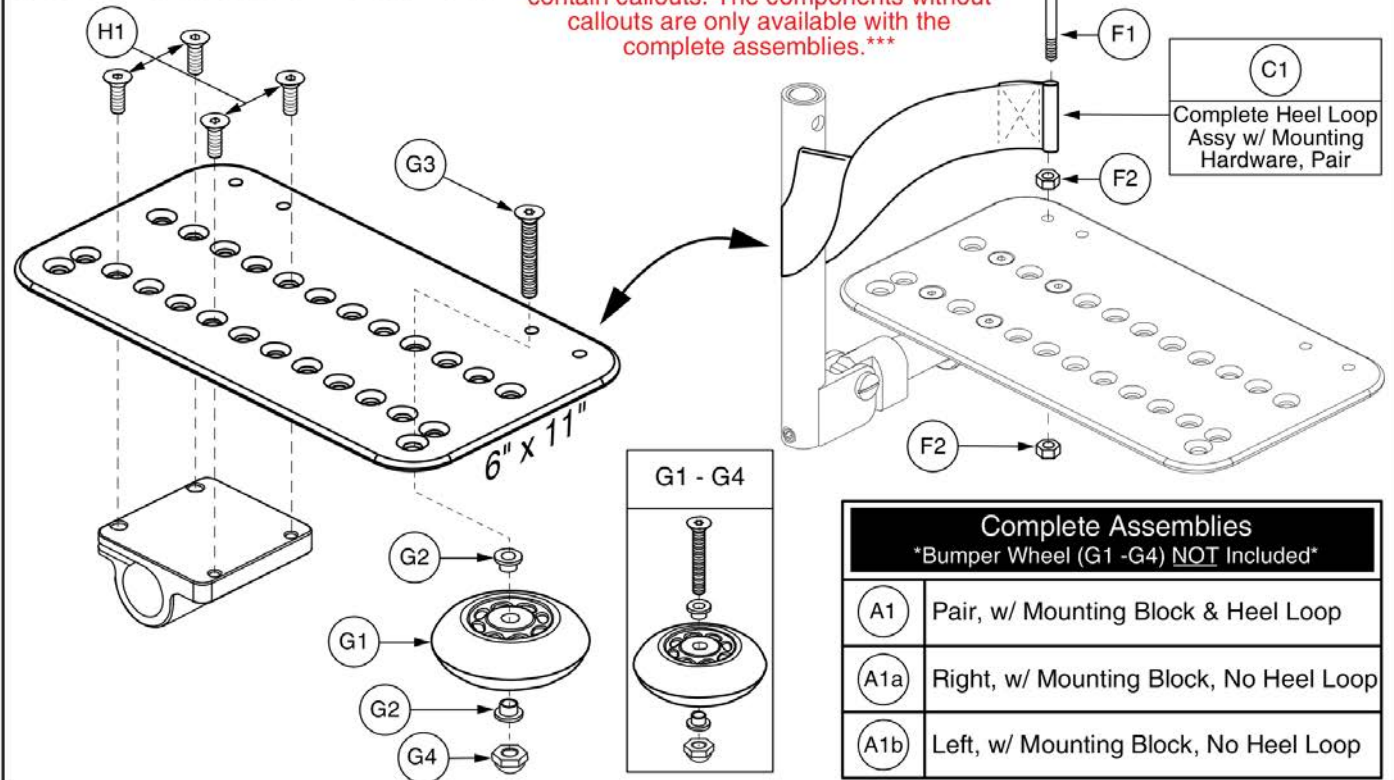
B1	Pair, w/ Mounting Block & Heel Loop
B1a	Right, w/ Mounting Block, No Heel Loop
B1b	Left, w/ Mounting Block, No Heel Loop

Item	Part No.	Name	Qty
A1	FRMASMB4738	FOOTPLATE,ASSY,ANGLE ADJUSTABLE,6" X 8",W/OFFSET MOUNTING BLOCK & HEEL LOOPS,PAIR	1
A1a	FRMASMB4740	FOOTPLATE,ASSY,ANGLE ADJUSTABLE,6" X 8",W/OFFSET MOUNTING BLOCK,RIGHT,C-1000-296	1
A1b	FRMASMB4739	FOOTPLATE,ASSY,ANGLE ADJUSTABLE,6" X 8",W/OFFSET MOUNTING BLOCK,LEFT,C-1000-297	1
B1	FRMASMB6700	FOOTPLATE,ASSY,ANGLE ADJUSTABLE,6" X 8",W/OFFSET MOUNTING BLOCK & ADJUSTABLE HEEL LOOPS,PAIR	1
B1a	FRMASMB4740	FOOTPLATE,ASSY,ANGLE ADJUSTABLE,6" X 8",W/OFFSET MOUNTING BLOCK,RIGHT,C-1000-296	1
B1b	FRMASMB4739	FOOTPLATE,ASSY,ANGLE ADJUSTABLE,6" X 8",W/OFFSET MOUNTING BLOCK,LEFT,C-1000-297	1
C1	FRMASMB1503	HEEL LOOP,ASSY,10.50"LG,DOUBLE THICKNESS,W/HARDWARE,PAIR	1
D1	FRMASMB6769	HEEL LOOP,ASSY,2"W X 18"L,ADJUSTABLE W/VELCRO	2
E1	DWR1500D042	HEEL LOOP,2"W X 18"L X .0625"TH,ADJUSTABLE W/VELCRO	1
F1	SCRMISC1002	SCREW,ROUND HEAD,BLACK ZINC,M6-1.0 X 70MM	1
F2	NUTSTD1037	NUT,HEX,BLACK ZINC,M6-1.0	2
G1 - G4	WHLASMB1578	WHEEL,ASSY,BUMPER,ANGLE ADJUSTABLE FOOTPLATE	1
G1	WHLATIP1004	WHEEL,ANTI-TIP,BLACK,3" DIAMETER	1
G2	BSHNYLN1003	BUSHING, FLANGE,WHITE,NYLON,0.260"ID X 0.312"OD X 0.4375"TH X 0.513" FOD X 0.0625"FTH,(MICRO PLASTICS:10SC250037)	2
G3	SCRSHFH1033	SCREW,SHFH,BLACK ZINC,1/4-20 X 1.50"	1
G4	NUTACRN1029	NUT,ACORN,1/4-20,W/NYLON PATCH	1
H1	SCRSHFH1010	SCREW,SHFH,BLACK ZINC,1/4-20 X 0.75"	4
I1	DWR1000D080	FOOTPLATE,6" X 8" ANGLE ADJUSTABLE,D-1000-080	1

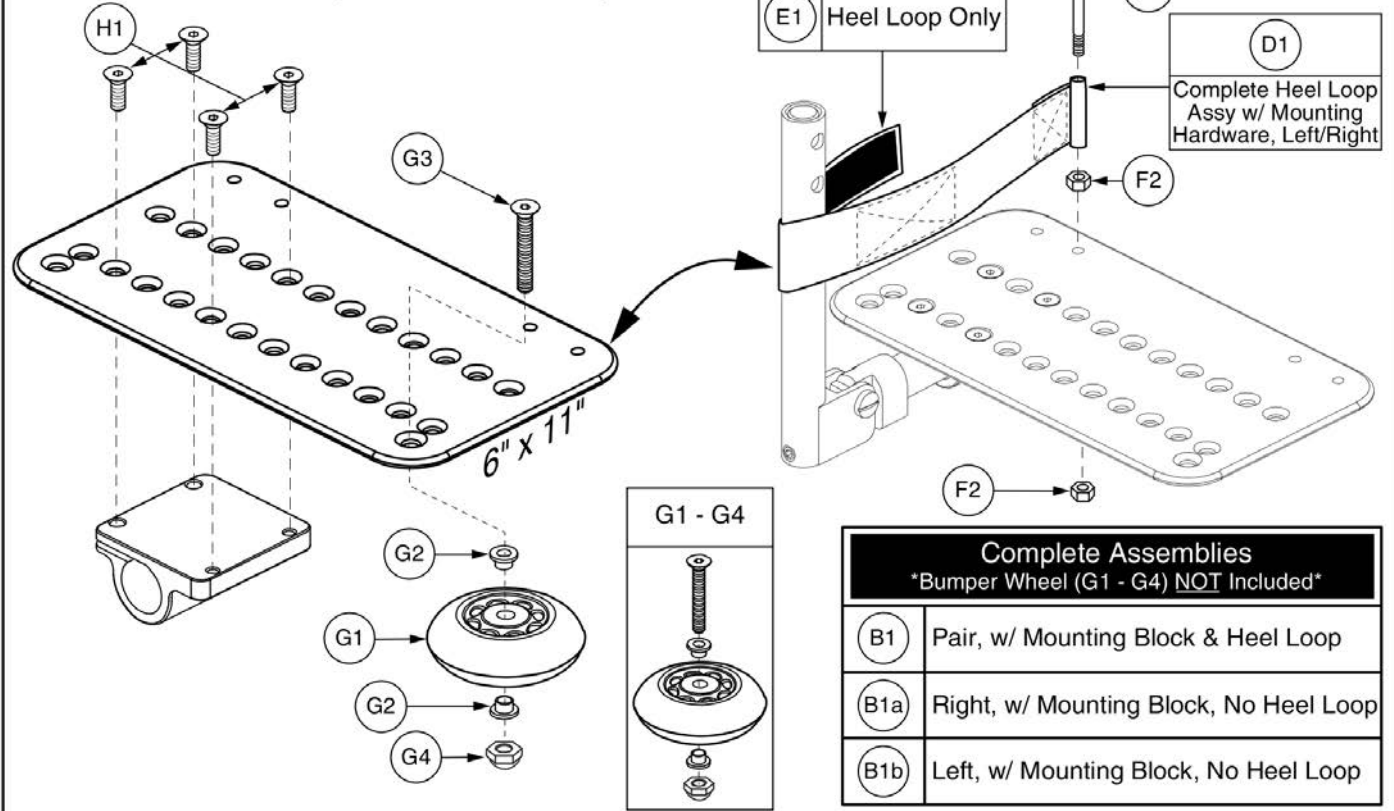
Footplates

6" X 11" With 10.50"L Heel Loop

Note: Only serviceable components contain callouts. The components without callouts are only available with the complete assemblies.

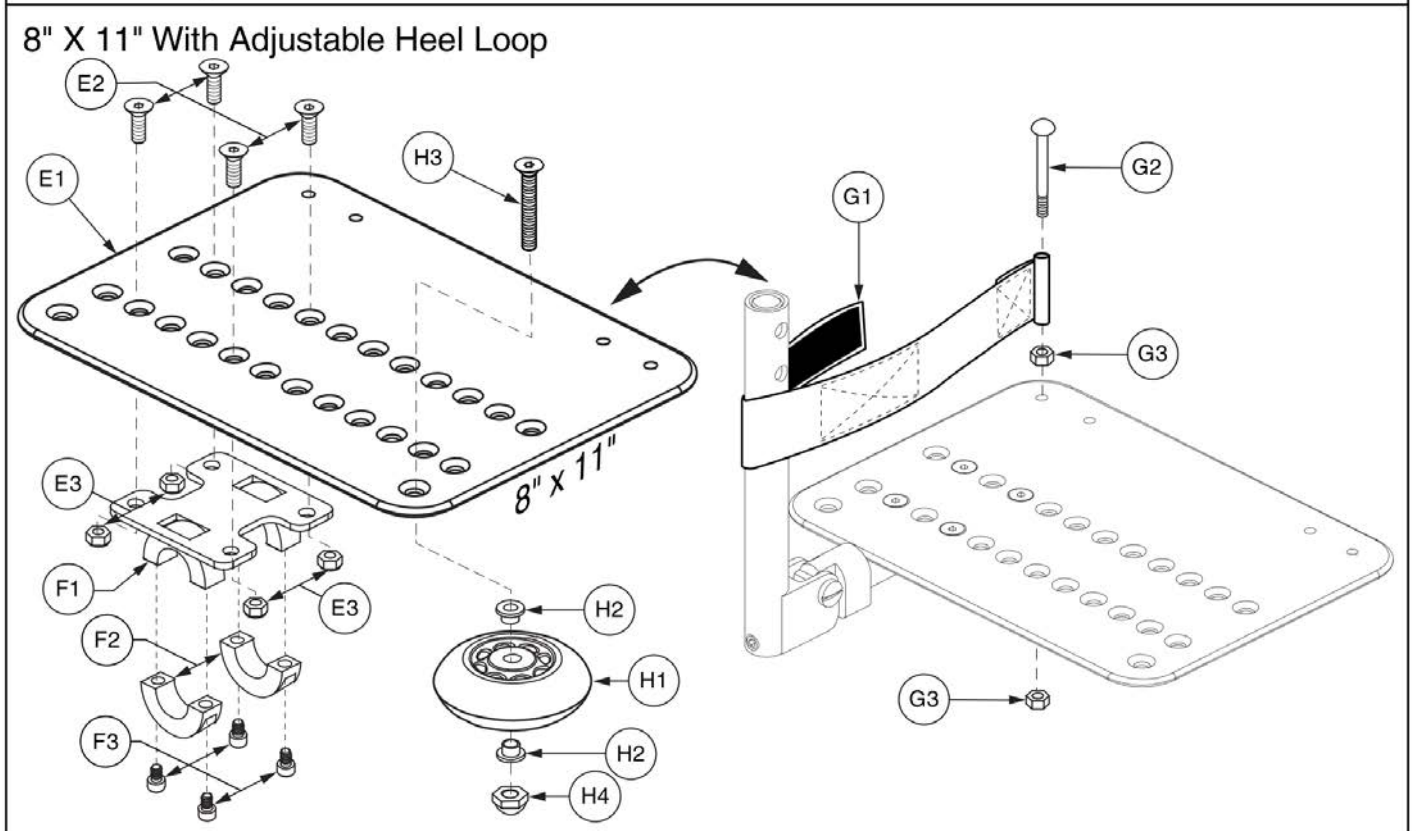
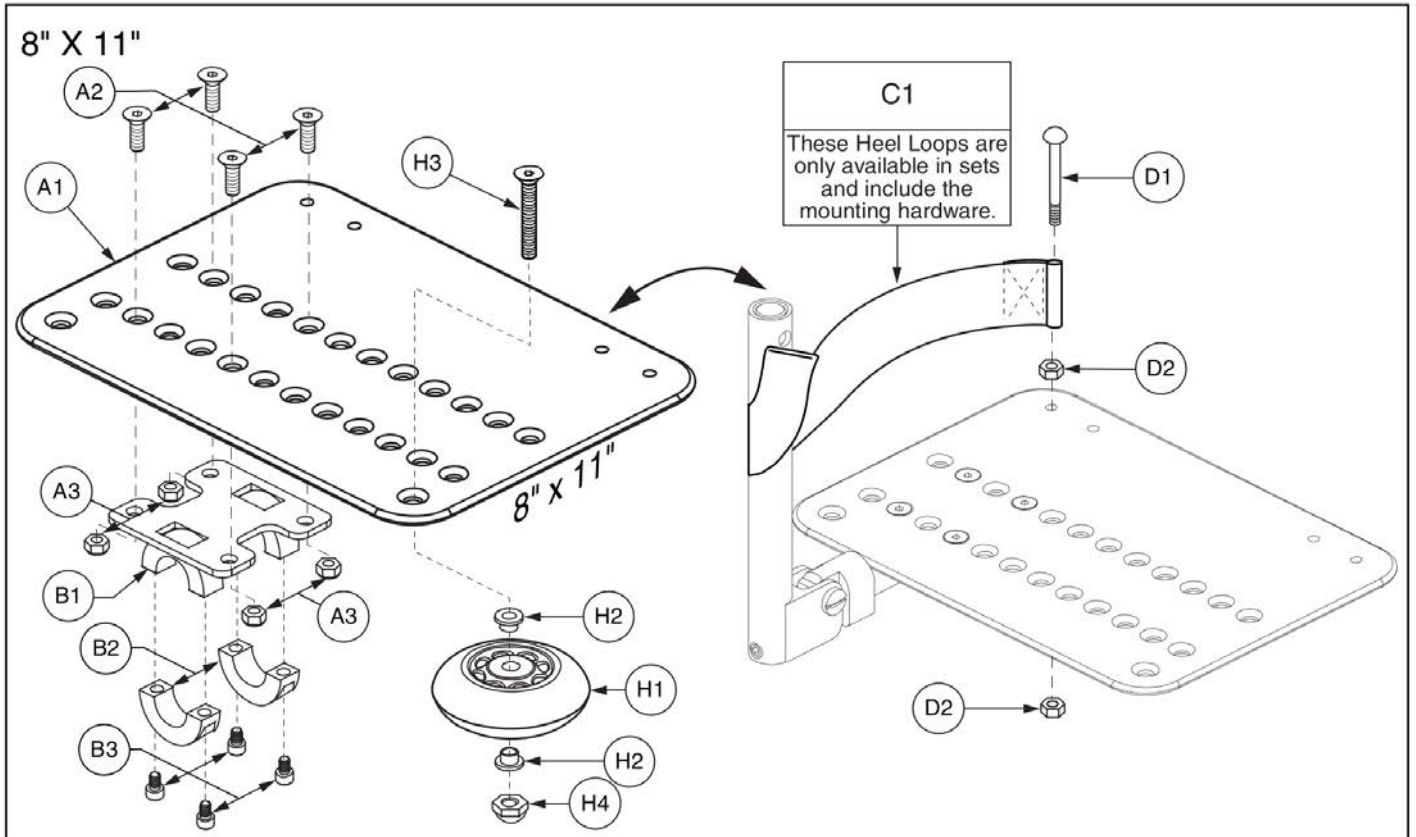


6" X 11" With 18"L Adjustable Heel Loop



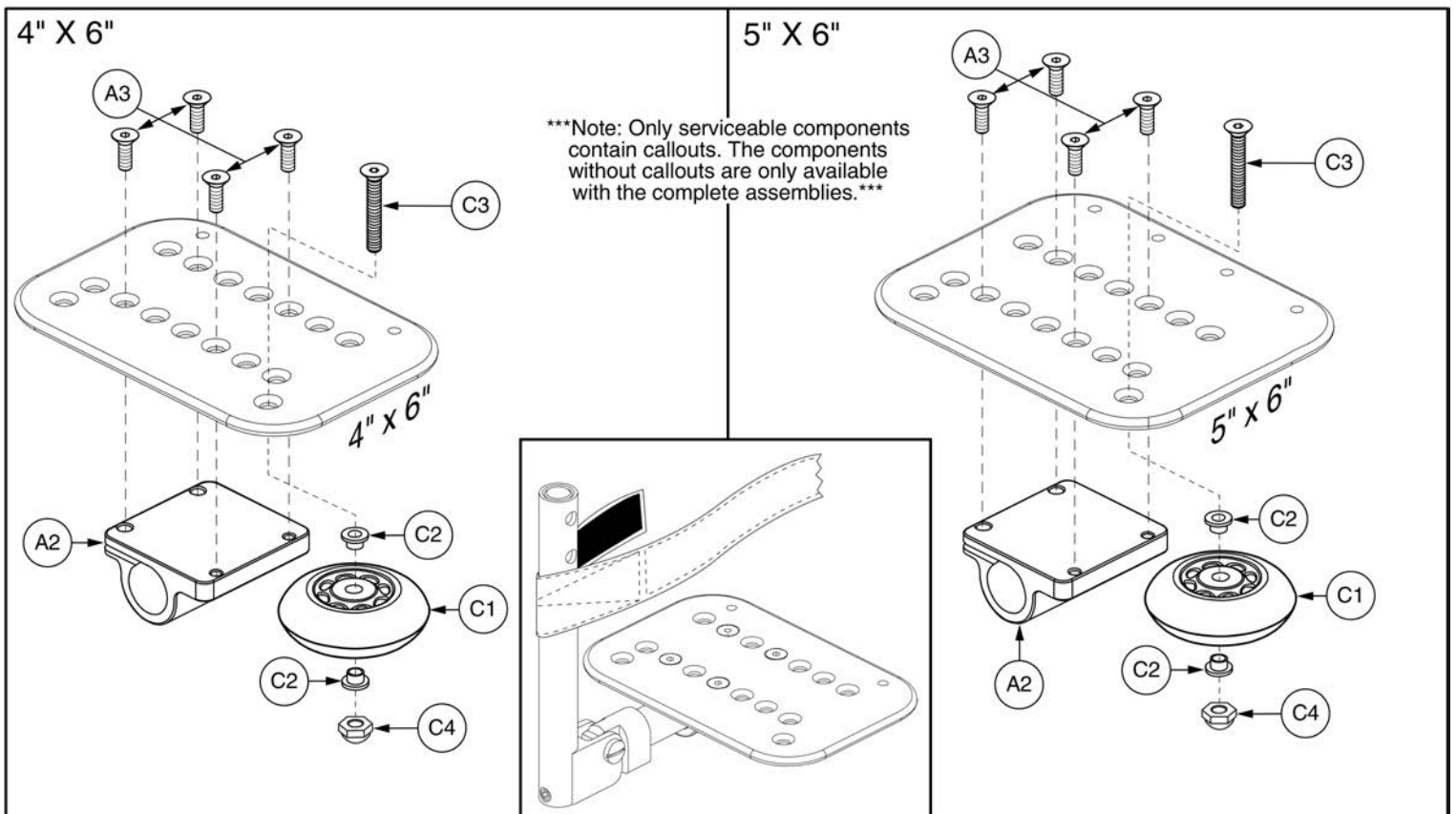
Item	Part No.	Name	Qty
A1	FRMASMB4741	FOOTPLATE,ASSY,ANGLE ADJUSTABLE,6" X 11",W/OFFSET MOUNTING BLOCK & HEEL LOOPS,PAIR	1
A1a	FRMASMB4743	FOOTPLATE,ASSY,ANGLE ADJUSTABLE,6" X 11",W/OFFSET MOUNTING BLOCK,RIGHT,C-1000-298	1
A1b	FRMASMB4742	FOOTPLATE,ASSY,ANGLE ADJUSTABLE,6" X 11",W/OFFSET MOUNTING BLOCK,LEFT,C-1000-299	1
B1	FRMASMB6771	FOOTPLATE,ASSY,ANGLE ADJUSTABLE,6" X 11",W/OFFSET MOUNTING BLOCK & ADJUSTABLE HEEL LOOPS,PAIR	1
B1a	FRMASMB4743	FOOTPLATE,ASSY,ANGLE ADJUSTABLE,6" X 11",W/OFFSET MOUNTING BLOCK,RIGHT,C-1000-298	1
B1b	FRMASMB4742	FOOTPLATE,ASSY,ANGLE ADJUSTABLE,6" X 11",W/OFFSET MOUNTING BLOCK,LEFT,C-1000-299	1
C1	FRMASMB1503	HEEL LOOP,ASSY,10.50"LG,DOUBLE THICKNESS,W/HARDWARE,PAIR	1
D1	FRMASMB6769	HEEL LOOP,ASSY,2"W X 18"L,ADJUSTABLE W/VELCRO	2
E1	DWR1500D042	HEEL LOOP,2"W X 18"L X .0625"TH,ADJUSTABLE W/VELCRO	1
F1	SCRMISC1002	SCREW,ROUND HEAD,BLACK ZINC,M6-1.0 X 70MM	1
F2	NUTSTD1037	NUT,HEX,BLACK ZINC,M6-1.0	2
G1 - G4	WHLASMB1578	WHEEL,ASSY,BUMPER,ANGLE ADJUSTABLE FOOTPLATE	1
G1	WHLATIP1004	WHEEL,ANTI-TIP,BLACK,3" DIAMETER	1
G2	BSHNYLN1003	BUSHING, FLANGE,WHITE,NYLON,0.260"ID X 0.312"OD X 0.4375"TH X 0.513" FOD X 0.0625"FTH,(MICRO PLASTICS:10SC250037)	2
G3	SCRSHFH1033	SCREW,SHFH,BLACK ZINC,1/4-20 X 1.50"	1
G4	NUTACRN1029	NUT,ACORN,1/4-20,W/NYLON PATCH	1
H1	SCRSHFH1010	SCREW,SHFH,BLACK ZINC,1/4-20 X 0.75"	4

Footplates



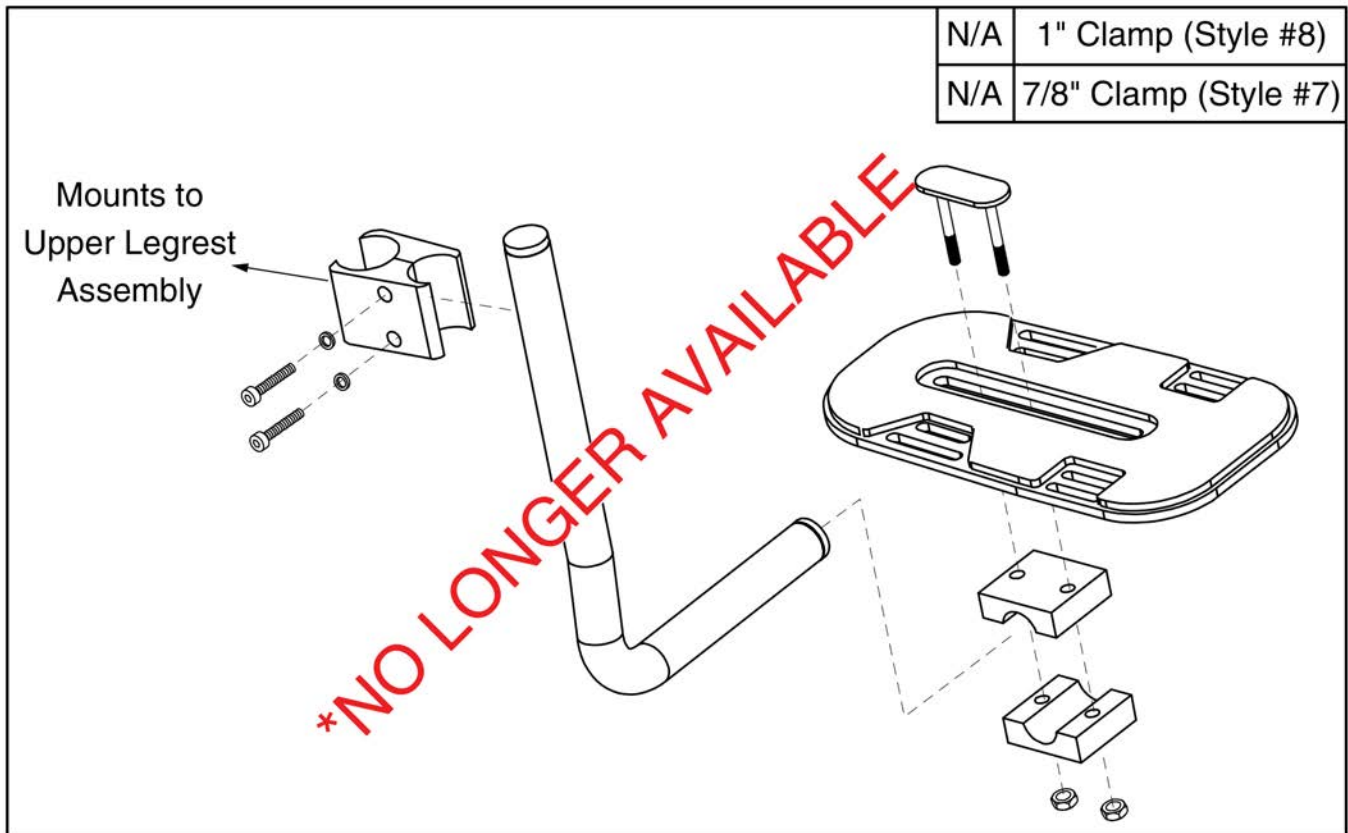
Item	Part No.	Name	Qty
A1 - C1	FRMASMB4744	FOOTPLATE,ASSY,ANGLE ADJUSTABLE,8" X 11",W/OFFSETMOUNTING BLOCK & HEEL LOOPS,PAIR	1
A1 - B3	FRMASMB4746	FOOTPLATE,ANGLE ADJUSTABLE,8" X 11",W/HD MOUNTING PLATE,RIGHT	1
A1 - B3	FRMASMB4745	FOOTPLATE,ANGLE ADJUSTABLE,8" X 11",W/HD MOUNTING PLATE,LEFT	1
A1	DWR1000D106	FOOTPLATE,8" X 11" ANGLE ADJUSTABLE,D-1000-106	1
A2	SCRSHFH1034	SCREW,SHFH,BLACK ZINC,1/4-20 X 0.625",GRADE 8	4
A3	NUTNYLK1014	NUT,NYLOCK,BLACK ZINC,1/4-20	4
B1 - B3	FRMASMB4123	MOUNTING BRACKET,FOOTPLATE,8" X 11" ANGLE ADJUSTABLE	1
B1		FOOTPLATE MOUNTING BRACKET BASE WELDMENT,8" X 11" ANGLE ADJUSTABLE,C-1000-258	1
B2		SPLIT COLLAR, TOP, BLACK, 0.87"ID X 0.50"TH, A-1000-067	2
B3	SCRSHCS1136	SCREW, SHCS, BLACK ZINC, 1/4-28 X 0.625"	4
C1	FRMASMB2692	HEEL LOOP, ASSY, 12"LG, DOUBLE THICKNESS, W/HARDWARE	1
D1	SCRMISC1002	SCREW, ROUND HEAD, BLACK ZINC, M6-1.0 X 70MM	1
D2	NUTSTD1037	NUT, HEX, BLACK ZINC, M6-1.0	2
E1 - G3	FRMASMB6772	FOOTPLATE,ASSY,ANGLE ADJUSTABLE,8" X 11",W/OFFSET MOUNTING BLOCK & ADJUSTABLE HEEL LOOPS,PAIR	1
*E1 - F3	FRMASMB4746	FOOTPLATE,ANGLE ADJUSTABLE,8" X 11",W/HD MOUNTING PLATE,RIGHT	1
*E1 - F3	FRMASMB4745	FOOTPLATE,ANGLE ADJUSTABLE,8" X 11",W/HD MOUNTING PLATE,LEFT	1
E1	DWR1000D106	FOOTPLATE,8" X 11" ANGLE ADJUSTABLE,D-1000-106	1
E2	SCRSHFH1034	SCREW,SHFH,BLACK ZINC,1/4-20 X 0.625",GRADE 8	4
E3	NUTNYLK1014	NUT,NYLOCK,BLACK ZINC,1/4-20	4
F1 - F3	FRMASMB4123	MOUNTING BRACKET,FOOTPLATE,8" X 11" ANGLE ADJUSTABLE	1
F1		FOOTPLATE MOUNTING BRACKET BASE WELDMENT,8" X 11" ANGLE ADJUSTABLE,C-1000-258	1
F2		SPLIT COLLAR, TOP, BLACK, 0.87"ID X 0.50"TH, A-1000-067	2
F3	SCRSHCS1136	SCREW, SHCS, BLACK ZINC, 1/4-28 X 0.625"	4
G1 - G3	FRMASMB6769	HEEL LOOP,ASSY,2"W X 18"L,ADJUSTABLE W/VELCRO	2
G1	DWR1500D042	HEEL LOOP,2"W X 18"L X .0625"TH,ADJUSTABLE W/VELCRO	1
G2	SCRMISC1002	SCREW,ROUND HEAD,BLACK ZINC,M6-1.0 X 70MM	1
G3	NUTSTD1037	NUT,HEX,BLACK ZINC,M6-1.0	2
H1 - H4	WHLASMB1578	WHEEL,ASSY,BUMPER,ANGLE ADJUSTABLE FOOTPLATE	1
H1	WHLATIP1004	WHEEL,ANTI-TIP,BLACK,3" DIAMETER	1
H2	BSHNYLN1003	BUSHING, FLANGE, WHITE, NYLON, 0.260"ID X 0.312"OD X 0.4375"TH X 0.513" FOD X 0.0625"FTH, (MICRO PLASTICS:10SC250037)	2
H3	SCRSHFH1033	SCREW,SHFH,BLACK ZINC,1/4-20 X 1.50"	1
H4	NUTACRN1029	NUT,ACORN,1/4-20,W/NYLON PATCH	1

Pediatric Lowers and Foot Plates



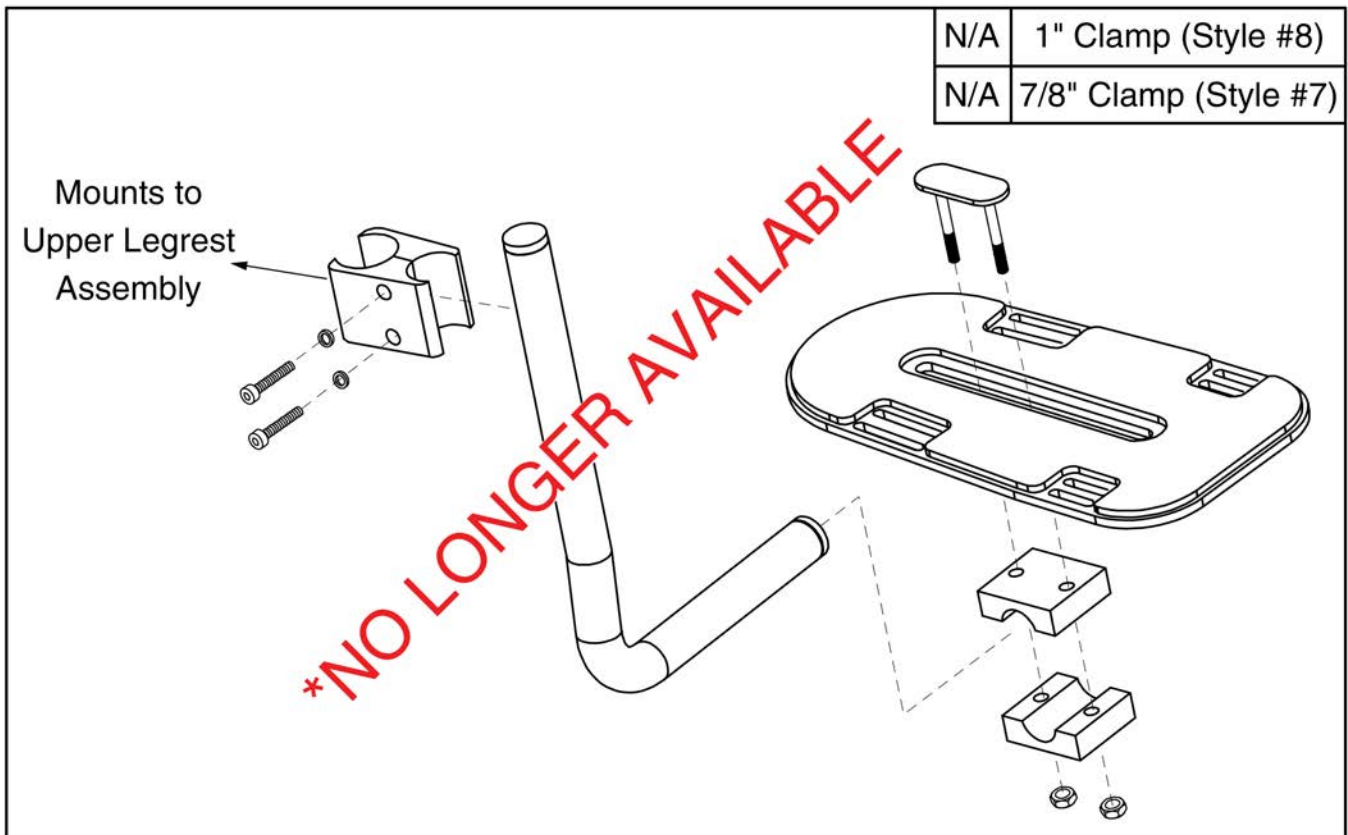
Item	Part No.	Name	Qty
A1a - A3		FOOTPLATE,ASSY,ANGLE ADJUSTABLE,4" X 6",W/PEDIATRIC MOUNTING BLOCK,LEFT,C-1000-323	1
A1a - A3		FOOTPLATE,ASSY,ANGLE ADJUSTABLE,4" X 6",W/PEDIATRIC MOUNTING BLOCK,RIGHT,C-1000-322	1
A1b - B1		FOOTPLATE,ASSY,ANGLE ADJUSTABLE,5" X 6",W/PEDIATRIC MOUNTING BLOCK & HEEL LOOPS,PAIR	1
A1b - A3	FRMASMB5202	FOOTPLATE,ASSY,ANGLE ADJUSTABLE,5" X 6",W/PEDIATRIC MOUNTING BLOCK,LEFT,C-1000-325	1
A1b - A3	FRMASMB5201	FOOTPLATE,ASSY,ANGLE ADJUSTABLE,5" X 6",W/PEDIATRIC MOUNTING BLOCK,RIGHT,C-1000-324	1
A2	DWR1000C317	MOUNTING BLOCK,PEDIATRIC ANGLE ADJUSTABLE FOOTPLATE	1
A3	SCRSHFH1010	SCREW,SHFH,BLACK ZINC,1/4-20 X 0.75"	4
C1 - C4	WHLASMB1578	WHEEL,ASSY,BUMPER,ANGLE ADJUSTABLE FOOTPLATE	1
C1	WHLATIP1004	WHEEL,ANTI-TIP,BLACK,3" DIAMETER	1
C2	BSHNYLN1003	BUSHING, FLANGE,WHITE,NYLON,0.260"ID X 0.312"OD X 0.4375"TH X 0.513" FOD X 0.0625"FTH,(MICRO PLASTICS:10SC250037)	2
C3	SCRSHFH1033	SCREW,SHFH,BLACK ZINC,1/4-20 X 1.50"	1
C4	NUTACRN1029	NUT,ACORN,1/4-20,W/NYLON PATCH	1

Pediatric Lowers and Foot Plates



This page intentionally left blank

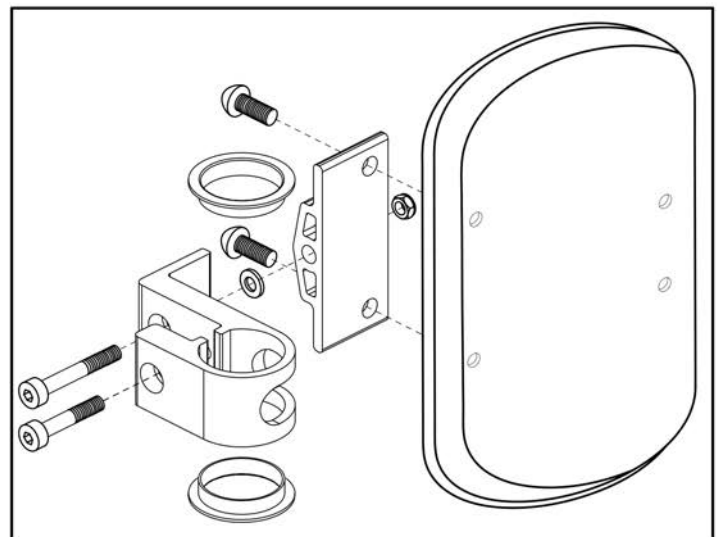
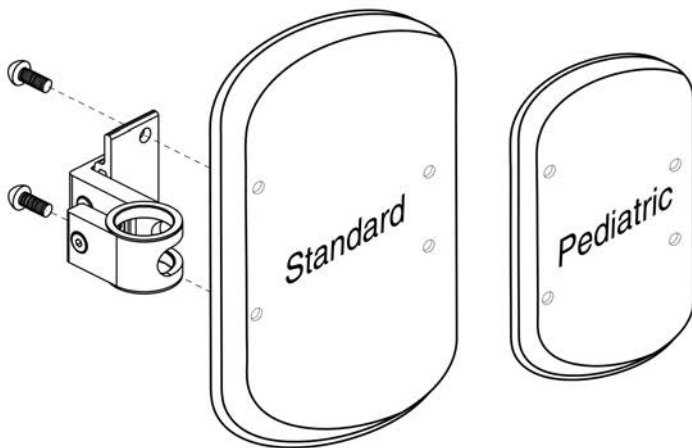
Pediatric Lowers and Foot Plates



This page intentionally left blank

Calf Pads and Adductor Button

A1	Complete Assy w/Standard Calf Pad & Mounting Bracket
B1	Standard Calf Pad
C1	Pediatric Calf Pad



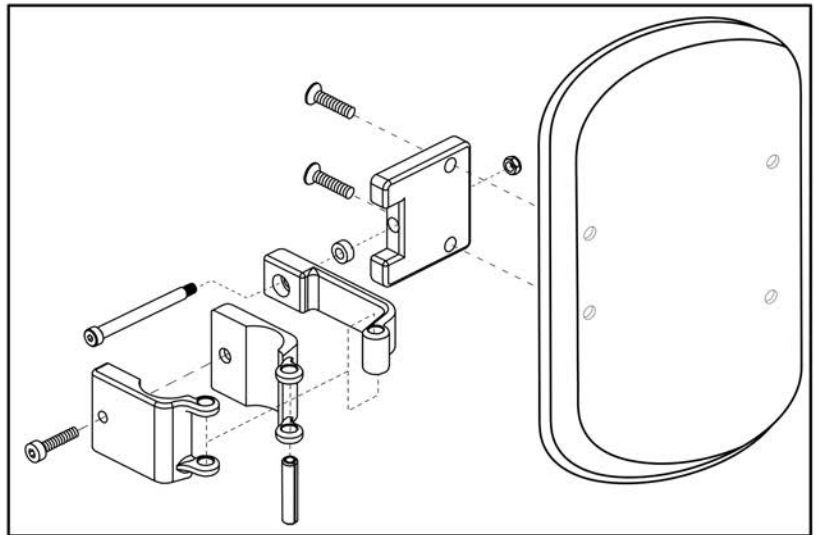
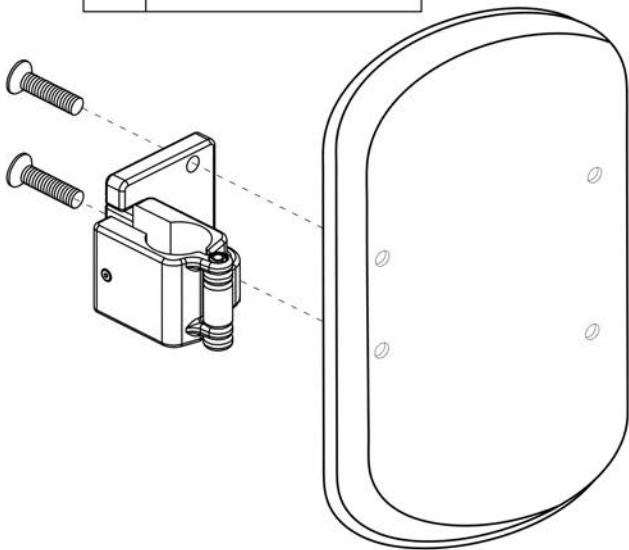
Style #12 ELR Calf Pad Assy's, Standard



Item	Part No.	Name	Qty
A1	FRMASMB5732	CALF PAD,ASSY,W/COMPACT MOUNTING BRACKET	1
B1	INDPART2003	CALF PAD,BLACK,6"W X 9 1/2"L X 1 1/2"THICK	1
C1	DWR1327C010	CALF PAD,PEDIATRIC,6.75"L X 4.38"W X 1.31"TH,C-1327-010	1

Calf Pads and Adductor Button

A1	Complete Assy w/Calf Pad & Mounting Bracket
B1	Calf Pad



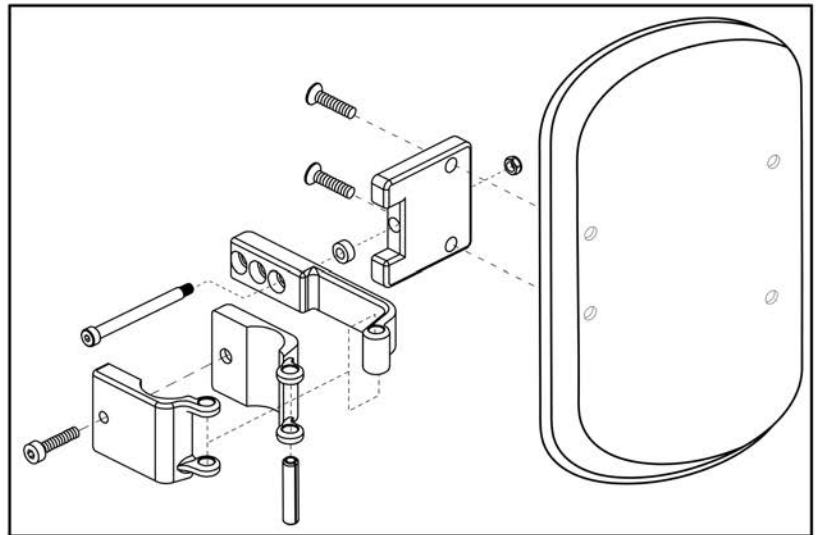
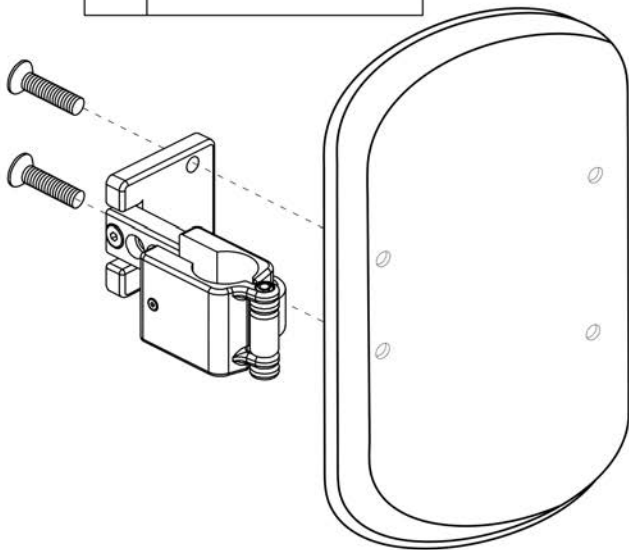
Style #12 ELR Calf Pad Assy's, 1 Hole Adjustment



Item	Part No.	Name	Qty
A1	FRMASMB1984	CALF PAD,BLACK,9.50" X 6",W/MOUNTING BRACKET,LEFT/RIGHT	1
B1	INDPART2003	CALF PAD,BLACK,6"W X 9 1/2"L X 1 1/2"THICK	1

Calf Pads and Adductor Button

A1	Complete Assy w/Calf Pad & Mounting Bracket
B1	Calf Pad



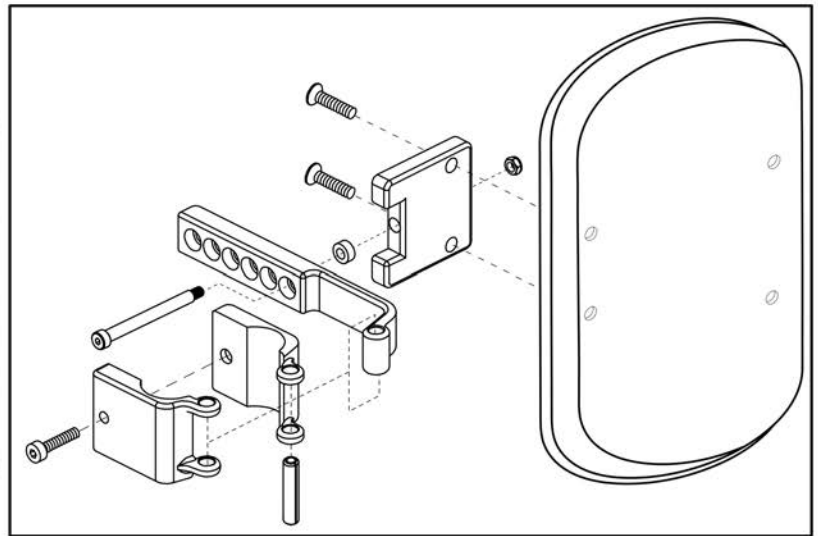
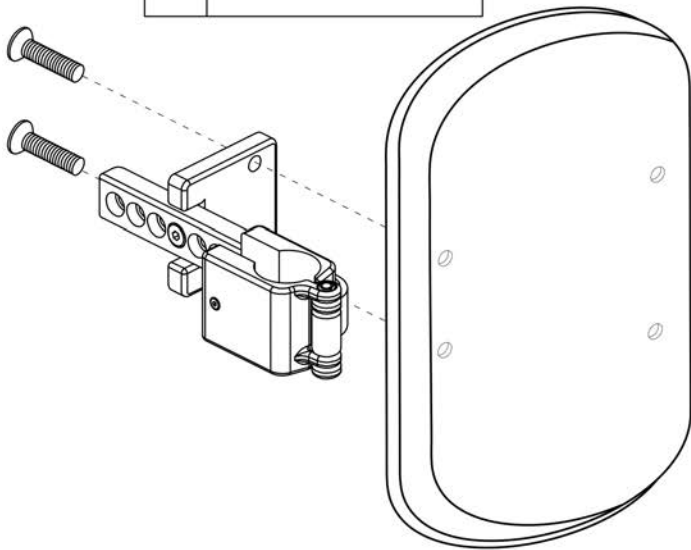
Style #12 ELR Calf Pad Assy's, 3 Hole Adjustment



Item	Part No.	Name	Qty
A1	FRMASMB6432	CALF PAD,3 HOLE,W/MOUNTING BRK,LEFT/RIGHT	1
B1	INDPART2003	CALF PAD,BLACK,6"W X 9 1/2"L X 1 1/2"THICK	1

Calf Pads and Adductor Button

A1	Complete Assy w/Calf Pad & Mounting Bracket
B1	Calf Pad

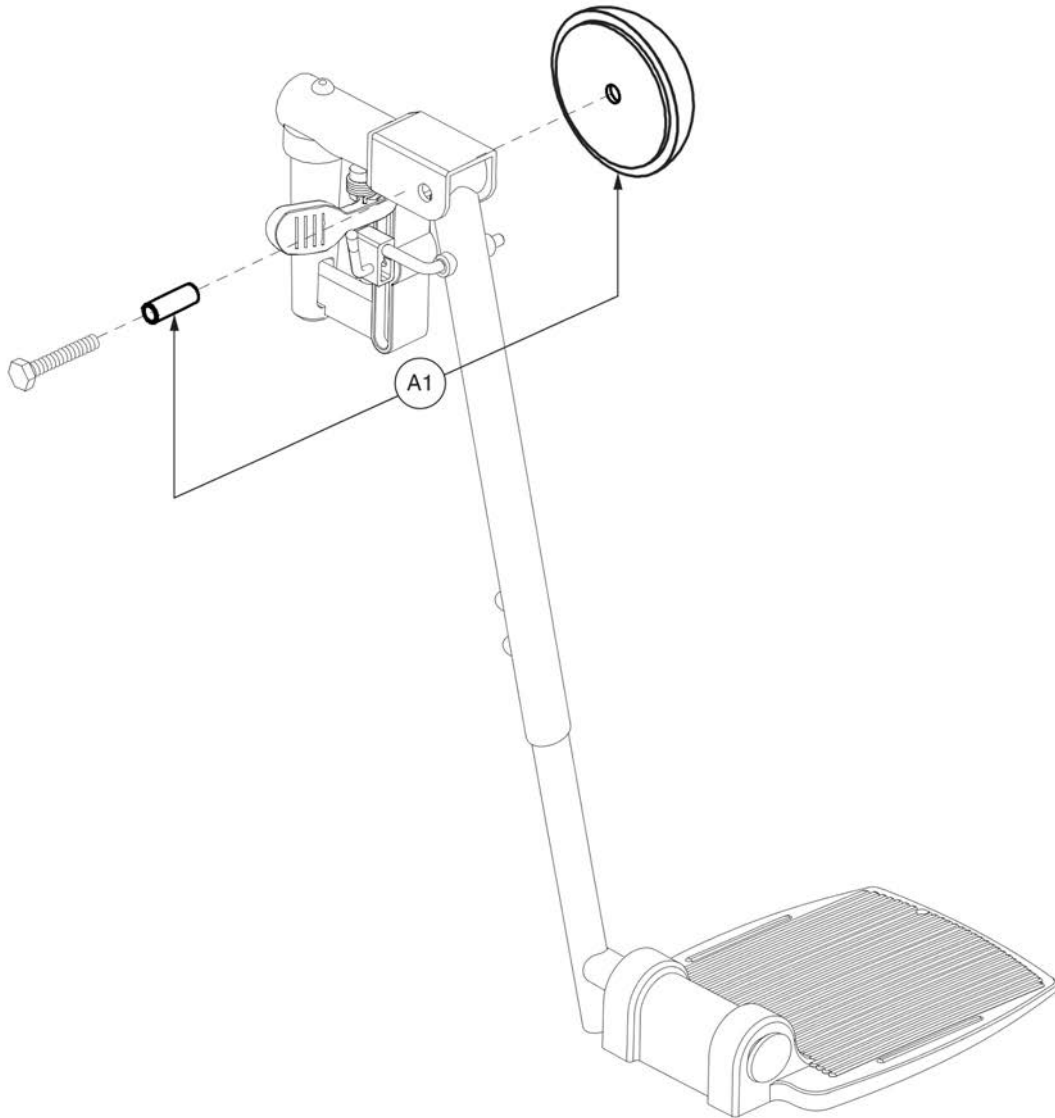


Style #12 ELR Calf Pad Assy's, 6 Hole Adjustment



Item	Part No.	Name	Qty
A1	FRMASMB6433	CALF PAD,6 HOLE,W/MOUNTING BRK,LEFT/RIGHT	1
B1	INDPART2003	CALF PAD,BLACK,6"W X 9 1/2"L X 1 1/2"THICK	1

Calf Pads and Adductor Button

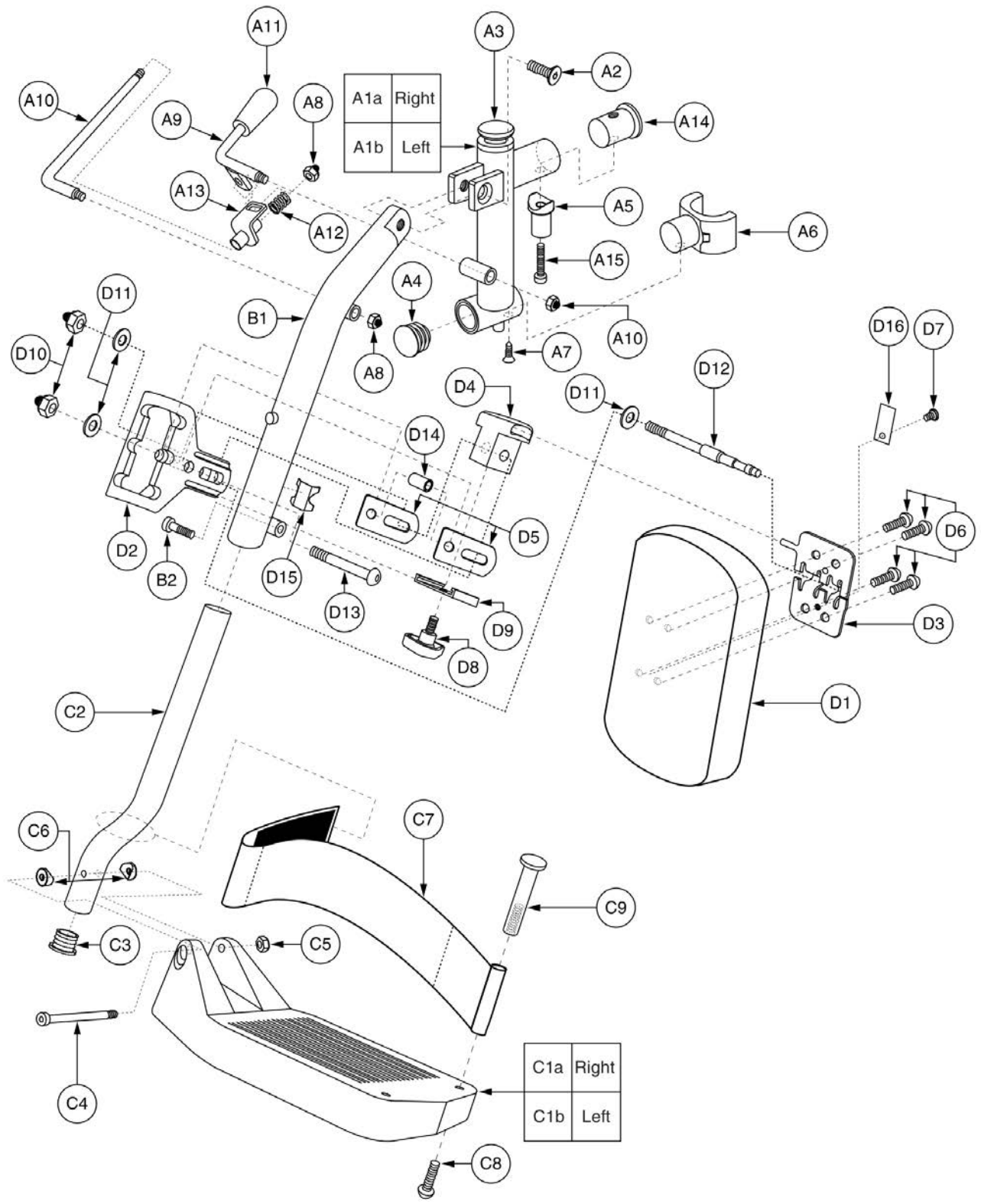


Style #12 ELR Adductor Button

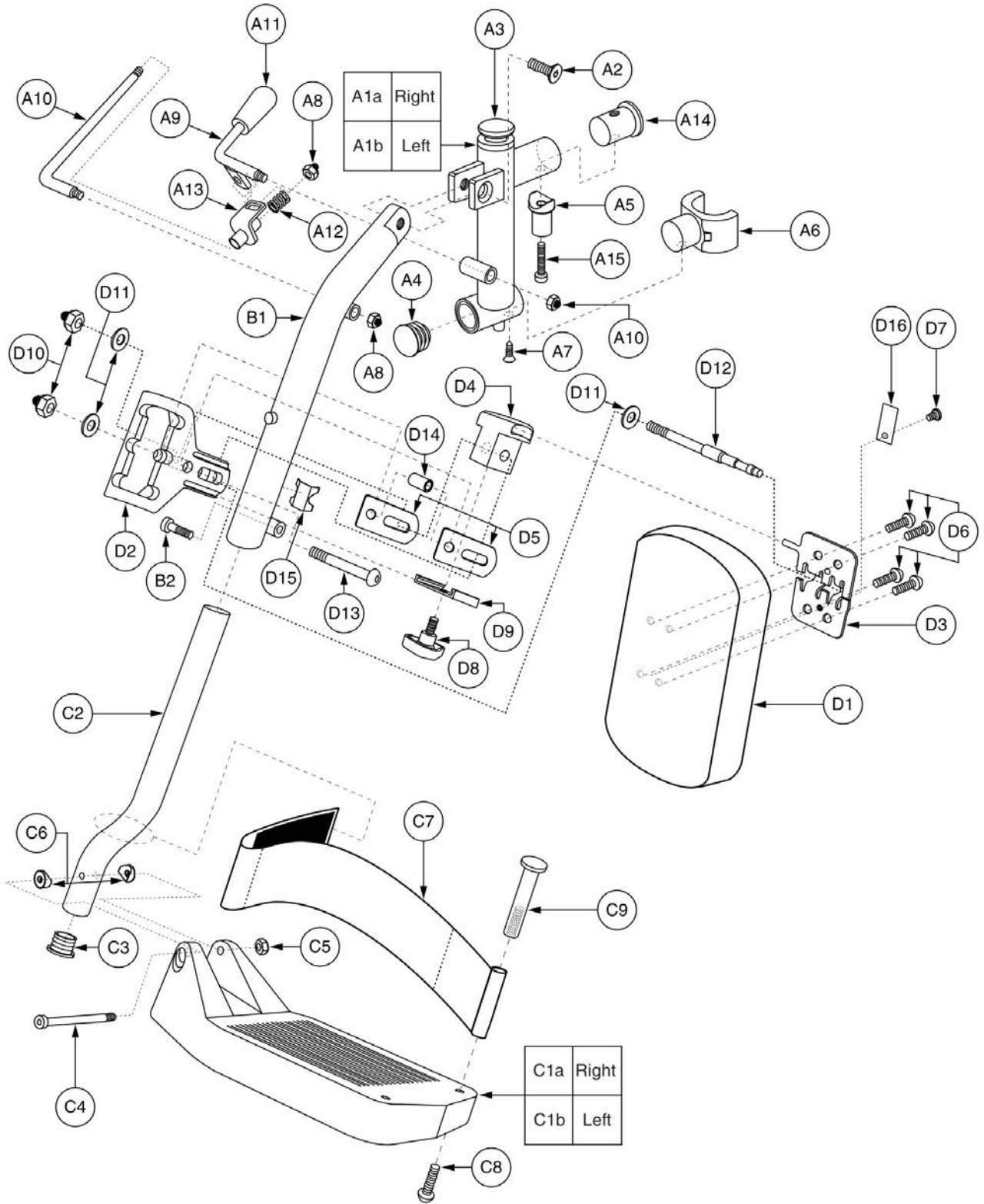


Item	Part No.	Name	Qty
A1	INDPART2242	GEL PADDED ADDUCTOR BUTTONS,PAIR,(FALCON REHAB: KBE)	1

3.2. TB Flex Seating

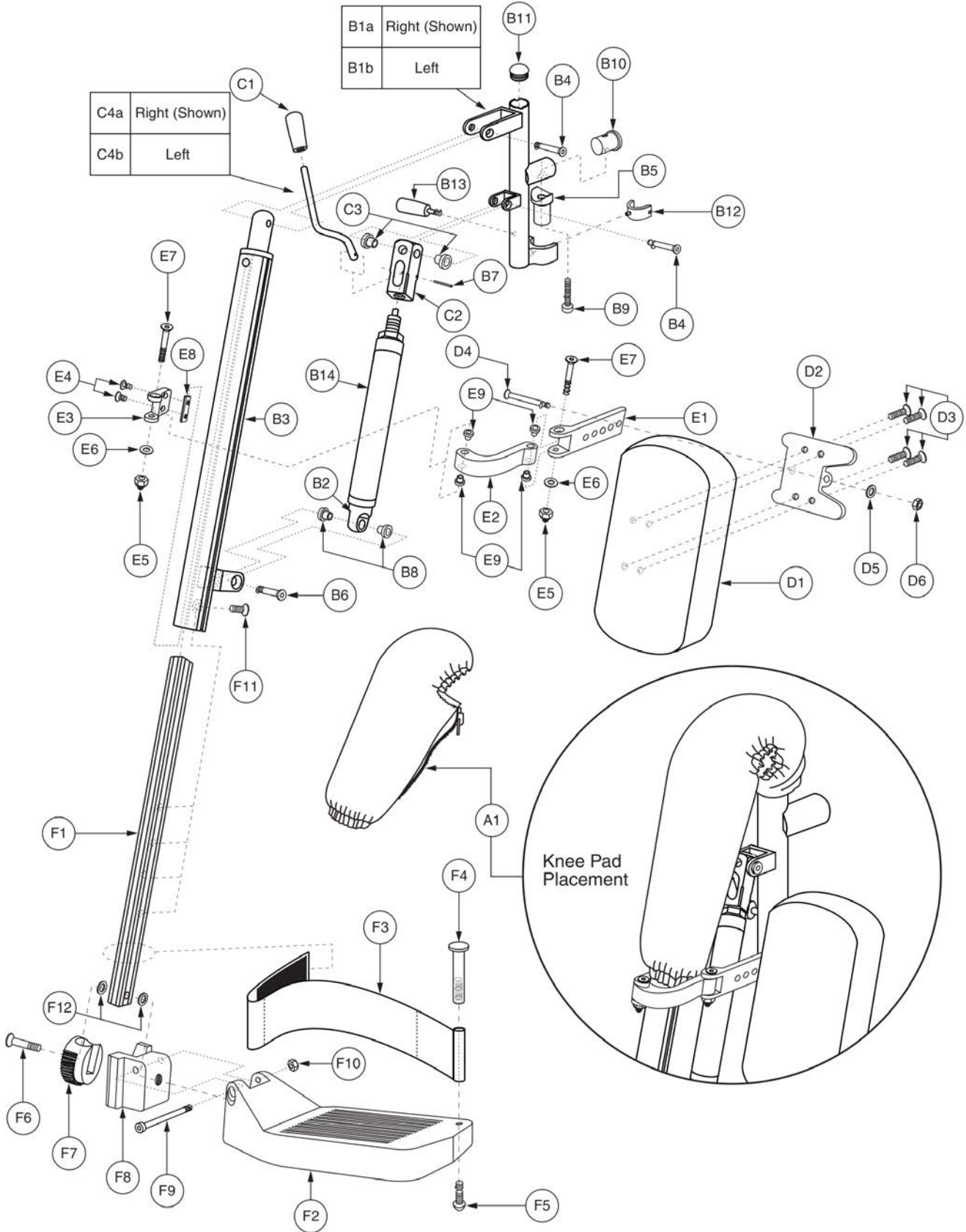


Item	Part No.	Name	Qty
A1 - D16	FRMASMB16231	LEGREST,ASSY,ELR,5.50" X 6" COMPOSITE FOOTPLATES,ADJUSTABLE,W/CALF PADS, PAIR	1
A1 - C9	FRMASMB16232	LEGREST,ASSY,ELR,5.50" X 6" COMPOSITE FOOTPLATES, PAIR	1
A1a - C9	FRMASMB16234	LEGREST,ASSY,ELR,5.50" X 6" COMPOSITE FOOTPLATE, RIGHT	1
A1b - C9	FRMASMB16233	LEGREST,ASSY,ELR,5.50" X 6" COMPOSITE FOOTPLATE, LEFT	1
A1a - B2	FRMASMB16236	LEGREST,ASSY,ELR,UPPER,RIGHT	1
A1b - B2	FRMASMB16235	LEGREST,ASSY,ELR,UPPER,LEFT	1
A1a - A15	FRMASMB16238	KNEE PIVOT,ASSY,ELR, RIGHT	1
A1b - A15	FRMASMB16237	KNEE PIVOT,ASSY,ELR, LEFT	1
A1a	FRMINDV1495	KNEE PIVOT WELDMENT,ELR,LATCH PIN, RIGHT	1
A1b	FRMINDV1490	KNEE PIVOT WELDMENT,ELR,LATCH PIN, LEFT	1
A2	SCRSHFH1180	SCREW,SHFH,BLACK ZINC,M8-1.25 X 25MM	1
A3	BPLSPRG1007	PLUNGER,BALL,ELR RELEASE	1
A4	PROECAP1136	END CAP,ROUND,BLACK,PLASTIC,25MM OD	1
A5	HDWINDV1212	TAPERED PIN,ALUMINUM,45MM L	1
A6	BRKINDV1216	C-BRACKET,PLASTIC,ELR	1
A7	SCRPF5M1006	SCREW,PFH-SHEET METAL,BLACK ZINC,M6 X 16MM	1
A8	NUTNYLK1060	NUT, NYLOCK,ZINC W/BLACK CAP,M6-1.0	2
A9	INDPART2848	RELEASE LEVER,ELR	1
A10	INDPART2849	SLIDE ROD,L-SHAPED,135MM L	1
A11	PROHDL1107	HANDLE,GRIP,BLACK,RUBBER	1
A12	SPGRAW1113	SPRING,COMPRESSION,11MM ID X 14MM OD X 17.83MM FL	1
A13	BRKINDV1217	BRACKET,SLIDE ROD,ELR	1
A14	PROECAP1131	END CAP,ROUND,ALUMINUM,21MM OD X 30MM L	1
A15	SCRSHCS1198	SCREW,SHCS,ZINC,M8-1.25 X 30MM	1
B1 - B2	FRMASMB16239	LEGREST,ASSY,ELR UPPER TUBE,LEFT/RIGHT	1
B1	FRMINDV1481	FRAME,UPPER EXTENSION TUBE WELDMENT,11"L,ELR STYLE	1
B2	SCRSHCS1320	SCREW,SHCS,ZINC,M6-1.0 X 18MM	1
C1a - C9	FRMASMB16241	LEGREST,ASSY,ELR & S/A LOWER,5.50" X 6" COMPOSITE FOOTPLATE,RIGHT	1
C1b - C9	FRMASMB16240	LEGREST,ASSY,ELR & S/A LOWER,5.50" X 6" COMPOSITE FOOTPLATE,LEFT	1
C1a	PLSINDV1290	FOOTPLATE,5.50" X 6" COMPOSITE, RIGHT	1
C1b	PLSINDV1289	FOOTPLATE,5.50" X 6" COMPOSITE, LEFT	1
C2	FRMINDV1480	FRAME,LOWER EXTENSION TUBE WELDMENT,13"L,ELR STYLE	1
C3	PROECAP1135	END CAP,ROUND,BLACK,PLASTIC,17MM OD	1
C4	SCRSHCS1251	SCREW,SHCS,BLACK ZINC,M6-1.0 X 60MM	1
C5	NUTNYLK1019	NUT, NYLOCK,BLACK ZINC,M6-1.0	1
C6	HDWINDV1223	WASHER,COPED,BLACK,PLASTIC,6.44MM ID X 19MM OD	2

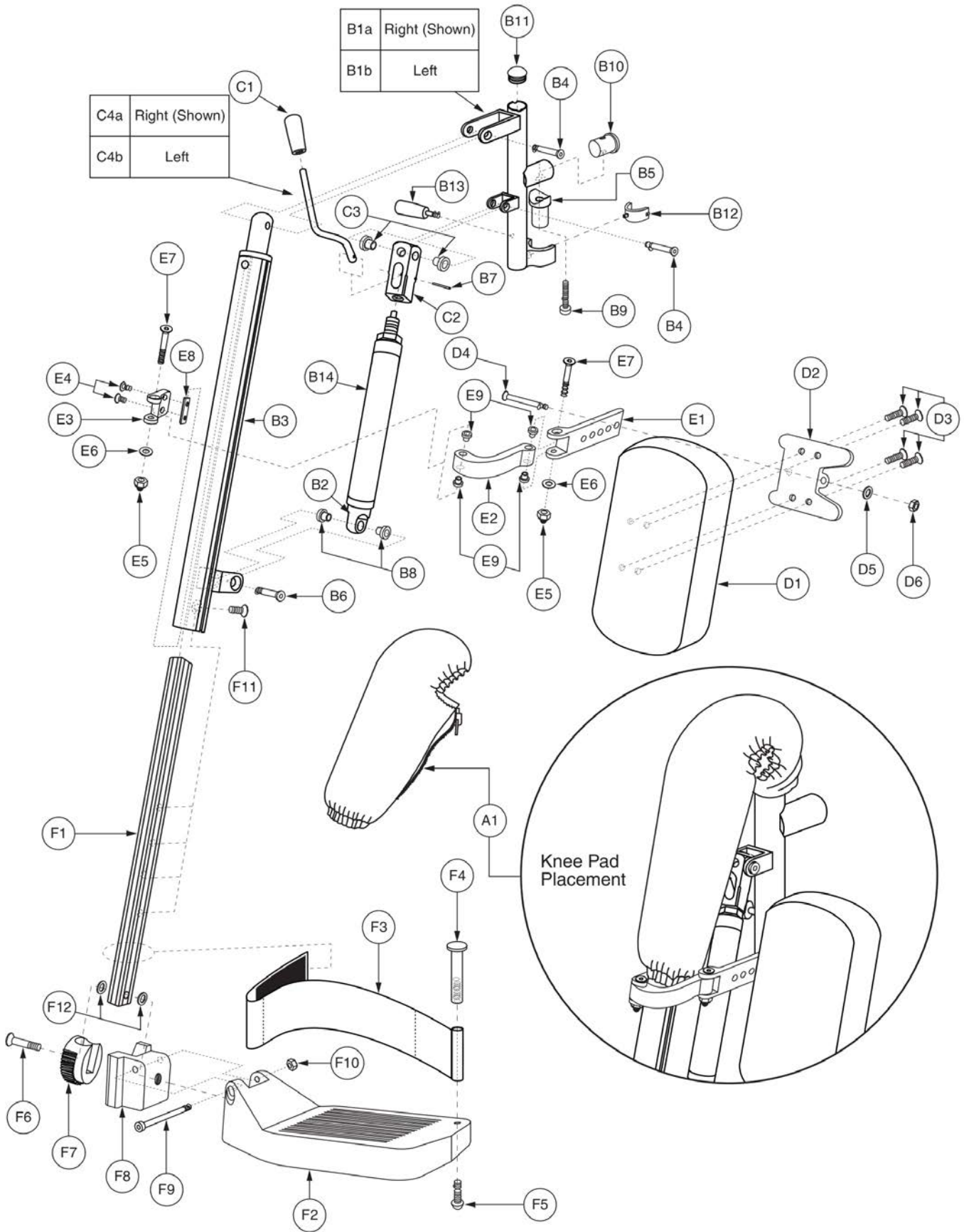


Item	Part No.	Name	Qty
C7	ACCSTRP1067	HEEL LOOP,345MM, ADJUSTABLE	1
C8	SCRASBH1133	SCREW,BHSCS,BLACK ZINC,M6-1.0 X 35 MM	1
C9	BLTSEX1006	BOLT,SEX,BLACK ZINC,M6-1.0 X 50MM,FEMALE	1
D1 - D16	FRMASMB17593	CALF PAD,ASSY,BLACK,W/MOUNTING BRACKET,LEFT/RIGHT	2
D1	INDPART2853	CALF PAD,BLACK,5.75"W X 9.125"L	1
D2	INDPART2844	CALF PAD MOUNTING CLAMP,BLACK,PLASTIC	1
D3	BRKINDV1221	MOUNTING BRACKET,CALF PAD,STEEL	1
D4	INDPART2845	CALF PAD MOUNTING BLOCK,BLACK,PLASTIC	1
D5	BRKINDV1218	CALF PAD MOUNTING CLAMP BRACKET,STEEL	2
D6	SCRCPH1005	SCREW,CPH,ZINC,M6-1.0 X 16MM,W/NYLON PATCH	4
D7	SCRCPH1004	SCREW,CPH,BLACK ZINC,M5-.8 X 6MM,W/NYLON PATCH	1
D8	PLSKNCP1066	KNOB,BLACK,M6-1.0	1
D9	BRKINDV1222	MOUNTING BRACKET,PLATE,ALUMINUM,41MM L	1
D10	NUTNYLK1061	NUT,NYLOCK,ZINC,M8-1.25,W/BLACK CAP	2
D11	WASSTND1204	WASHER,FLAT,ZINC,8.3MM ID X 15.76MM OD X 1MM TH	3
D12	HDWINDV1214	PIN,THREADED,ZINC,M8-1.25	1
D13	SCRASBH1293	SCREW,BHSCS,BLACK ZINC,M8-1.25 X 48MM	1
D14	HDWINDV1224	SPACER,ZINC,8.33MM ID X 10.6MM OD X 21.5MM TH	1
D15	SPGRAW1110	SPRING,CLIP,CALF PAD MOUNTING CLAMP	1
D16	SPGRAW1111	SPRING,CLIP,CALF PAD MOUNTING BRACKET	1

3.2. TB Flex Seating



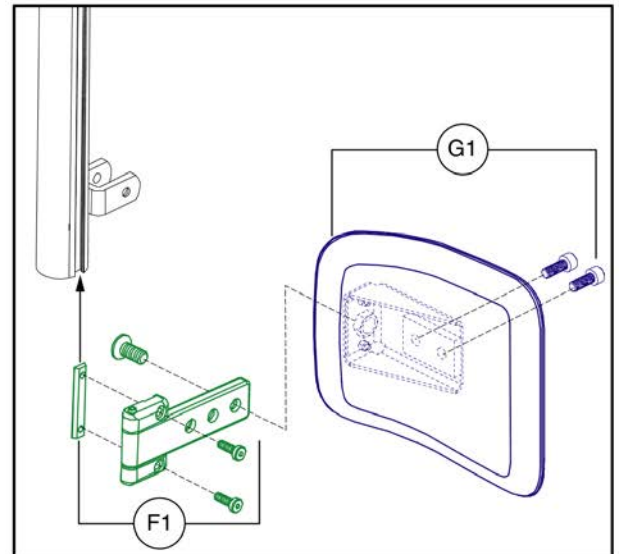
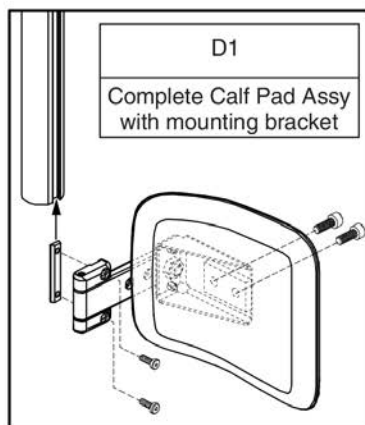
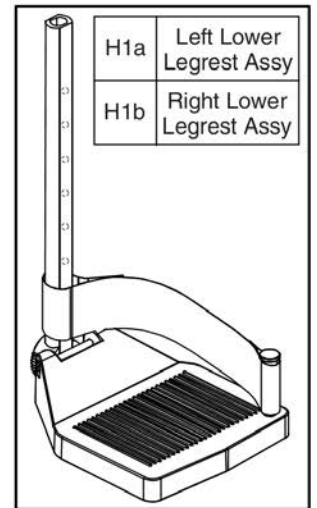
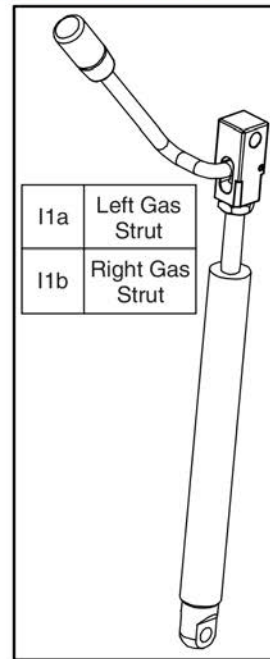
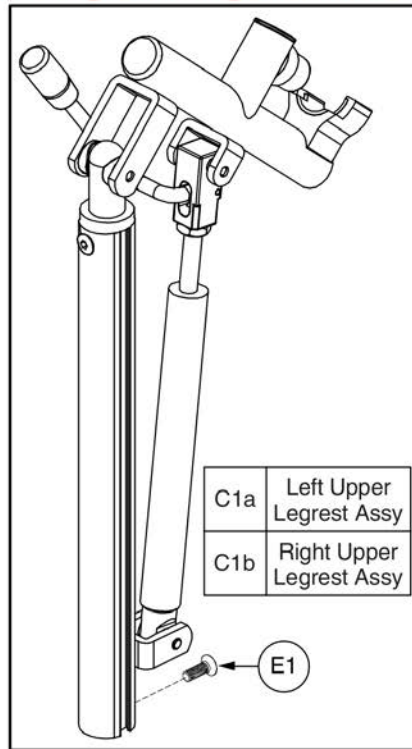
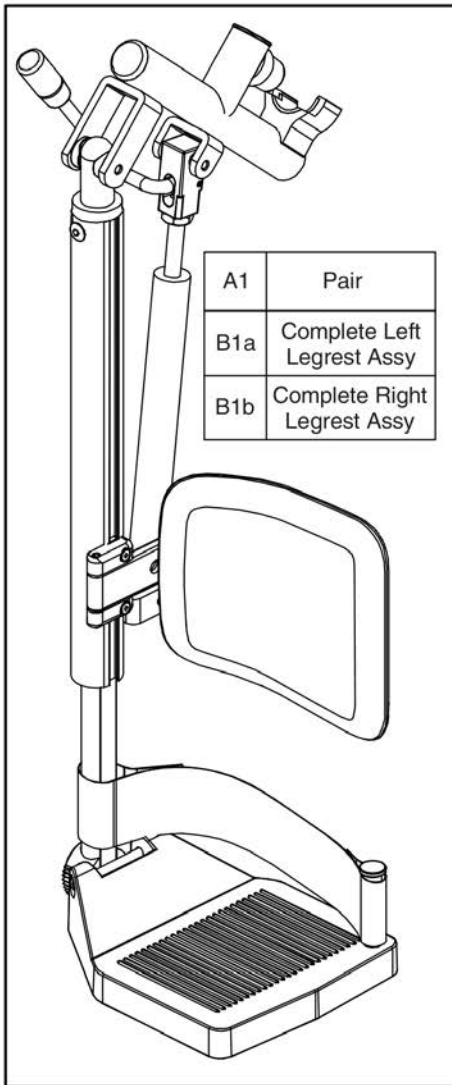
Item	Part No.	Name	Qty
A1 - F12	FRMASMB18000	LEGREST,ASSY,MANUAL ELR,4.75" X 6" COMPOSITE FOOTPLATE,W/CALF PADS, PAIR	1
A1a - F12	FRMASMB18003	LEGREST,ASSY,MANUAL ELR UPPER, RIGHT	1
A1b - F12	FRMASMB18001	LEGREST,ASSY,MANUAL ELR UPPER, LEFT	1
A1	INDPART2865	PAD,KNEE PIVOT COVER,POWER ELR	1
B1a - C4a	FRMASMB18004	LEGREST,ASSY,MANUAL ELR UPPER,RIGHT	1
B1b - C4b	FRMASMB18002	LEGREST,ASSY,MANUAL ELR UPPER, LEFT	1
B1a	MEC131658	KNEE BRACKET WELDMENT,POWER ELR, RIGHT	1
B1b	INDPART2860	KNEE BRACKET WELDMENT,POWER ELR, LEFT	1
B2	INDPART2949	END CAP,GAS STRUT	1
B3	INDPART2859	EXTENSION WELDMENT,320MM L,POWER ELR	1
B4	SCRSHFH1182	SCREW,SHFH,ZINC,M6-1.0 X 38MM	2
B5	HDWINDV1212	TAPERED PIN,ALUMINUM,45MM L	1
B6	SCRSHFH1183	SCREW,SHFH,ZINC,M8-1.25 X 35MM	1
B7	INDPART2950	PIN,ROLL,16MM L	1
B8	INDPART2951	BUSHING,FLANGE,14MM X 8.5MM	2
B9	SCRSHCS1198	SCREW,SHCS,ZINC,M8-1.25 X 30MM	1
B10	PROECAP1137	END CAP,ROUND,BLACK,ALUMINUM,21MM OD X 26MM L	1
B11	PROECAP1138	END CAP,BLACK,PLASTIC,15MM	1
B12	INDPART2867	INSERT CLIP,BLACK,SILICONE	1
B13	INDPART2868	LEVER,THREADED,BLACK,40MM L	1
B14	INDPART2953	LOCKING GAS SPRING,90 MM STROKE,280MM L,MANUAL ELR	1
C1 - C4a	MEC125020	LEVER,ASSY,GAS STRUT,MANUAL ELR,RIGHT	1
C1 - C4b	MEC125019	LEVER,ASSY,GAS STRUT,MANUAL ELR,LEFT	1
C1	INDPART2948	LEVER,COVER,RUBBER,GAS STRUT	1
C2	INDPART2945	LEVER BLOCK	1
C3	INDPART2952	BUSHING,FLANGE,12MM X 10.5MM	2
C4a	INDPART2947	LEVER,GAST STRUT,MANUAL ELR,RIGHT	1
C4b	INDPART2946	LEVER,GAS STRUT,MANUAL ELR,LEFT	1
D1a - E9	FRMASMB16344	CALF PAD,ASSY,BLACK,5.75"W X 9.125"L,W/MOUNTING BRACKET,RIGHT	1
D1b - E9	FRMASMB16343	CALF PAD,ASSY,BLACK,5.75"W X 9.125",W/MOUNTING BRACKET,LEFT	1
D1	INDPART2853	CALF PAD,BLACK,5.75"W X 9.125"L	1
D2	INDPART2861	CALF PAD MOUNTING BRACKET,BLACK,PLASTIC	1
D3	SCRSHFH1184	SCREW,SHFH,ZINC,M6-1.0 X 21MM,W/NYLON PATCH	4
D4	SCRSHFH1185	SCREW,SHFH,ZINC,M8-1.25 X 65MM	1
D5	WASMETR1146	WASHER,FLAT,BLACK ZINC,8.4MM ID X 16MM OD X 1.6MM TH	1
D6	NUTNYLK1011	NUT,NYLOCK,BLACK ZINC,M8-1.25	1



Item	Part No.	Name	Qty
E1 - E9	FRMASMB16347	MOUNTING BRACKET,ASSY,CALF PAD,5 HOLE	1
E1	INDPART2862	CALF PAD BRACKET,DEPTH ADJUSTABLE,5 HOLE	1
E2	INDPART2863	CALF PAD BRACKET,FLIP UP	1
E3	INDPART2864	MOUNTING BRACKET, CALF PAD	1
E4	SCRSHFH1187	SCREW,SHFH,ZINC,M6-1.0 X 38MM	2
E5	NUTNYLK1084	NUT,NYLOCK,BLACK ZINC,M6-1.0,W/BLACK CAP	2
E6	WASSTND1053	WASHER,FLAT,BLACK ZINC,6MM ID X 13MM OD X 1MM TH	2
E7	SCRSHFH1188	SCREW,SHFH,ZINC,M6-1.0 X 10MM	2
E8	HDWINDV1225	T-NUT,ALUMINUM,M6-1.0,2 HOLE	1
E9	BSHFLNG1079	BUSHING,FLANGED,ALUMINUM,6MM ID X 7.9MM OD X 10MM TH X 12MM FOD X 1MM FTH	4
F1a - F12	FRMASMB16346	LEGREST,ASSY,LOWER,POWER ELR,W/4.75" X 6" COMPOSITE FOOTPLATE,POWER ELR, RIGHT	1
F1b - F12	FRMASMB16345	LEGREST,ASSY,LOWER,W/4.75" X 6" COMPOSITE FOOTPLATE,LEFT	1
F1	FRMINDV1496	LEGREST EXTENSION,ALUMINUM,260MM L,POWER ELR	1
F2	PLSINDV1295	FOOTPLATE,4.75" X 6" COMPOSITE, POWER ELR	1
F3	ACCSTRP1067	HEEL LOOP,345MM, ADJUSTABLE	1
F4	BLTSEX1006	BOLT,SEX,BLACK ZINC,M6-1.0 X 50MM,FEMALE	1
F5	SCRASBH1133	SCREW,BHSCS,BLACK ZINC,M6-1.0 X 35 MM	1
F6	SCRSHFH1189	SCREW,SHFH,BLACK ZINC,M6-1.0 X 15MM,W/NYLON PATCH	1
F7	FRMINDV1497	LEGREST PIVOT SOCKET,ANGLE ADJUSTABLE, POWER ELR	1
F8	FRMINDV1498	LOWER FOOTPLATE,FOOTPLATE INSERT,POWER LEG	1
F9	SCRSHCS1321	SCREW,SHCS,BLACK ZINC,M6-1.0 X 60MM,W/NYLON PATCH	1
F10	NUTNYLK1019	NUT,NYLOCK,BLACK ZINC,M6-1.0	1
F11	SCRSHFH1186	SCREW,SHFH,BLACK ZINC,M8-1.25 X 35MM	1
F12	WASSTND1053	WASHER,FLAT,BLACK ZINC,6MM ID X 13MM OD X 1MM TH	2

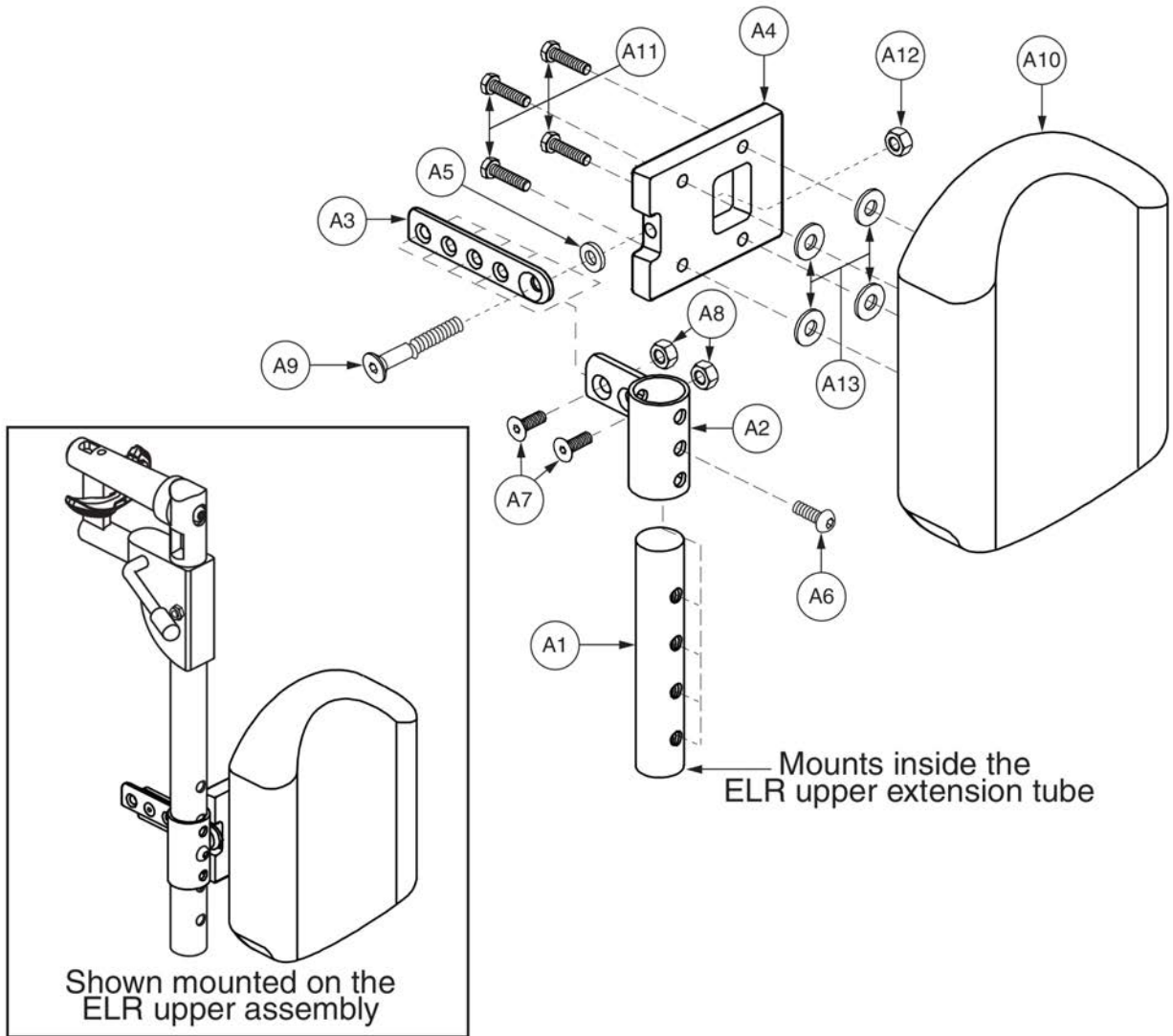
3.2. TB Flex Seating

*** Please note when ordering Gen. 2 legrest assemblies, the Gen. 2 legrest hangers must also be selected. ***



Item	Part No.	Name	Qty
A1	RIG1611095	LEGREST,ASSY,MANUAL ELR,4.75" X 6" COMPOSITE FOOTPLATE,W/CALF PADS,TBFLEX,PAIR	1
B1a	RIG1611096	LEGREST,ASSY,MANUAL ELR,TBFLEX,LEFT(HF:HFGJ15004)	1
B1b	RIG1611098	LEGREST,ASSY,MANUAL ELR,TBFLEX,RIGHT(HF:HFGJ15003)	1
C1a	RIG1611099	LEGREST,ASSY,MANUAL ELR UPPER,TBFLEX,LEFT(HF:HFGJ15004B)	1
C1b	RIG1611100	LEGREST,ASSY,MANUAL ELR UPPER,TBFLEX,RIGHT(HF:HFGJ15003B)	1
D1	RIG1611103	CALF PAD,ASSY,BLACK,6"W X6"H",W/MOUNTING BRACKET(HF:HFGJ15003C)	1
E1	SCRSHFH1203	SCREW,FLAT HEAD,M8X1.25 X 20,10.9,BZ	1
F1	FRMASMB7273	LEGREST,ASSY,BRACKET,FLIP-UP CALF PAD,TRU-BALANCE POWER ELEVATING ARTICULATING LEGS,C-1303-028	1
G1	MEC150393	CALF PAD,ASSY,6"X6",TRU-BALANCE POWER ELEVATING ARTICULATING LEGS,W/MOUNTING HARDWARE	1
H1a	RIG1611104	LEGREST,ASSY,LOWER,W/4.75" X 6" COMPOSITE FOOTPLATE,TBFLEX,LEFT(HF:HFGJ15004A)	1
H1b	RIG1611105	LEGREST,ASSY,LOWER,W/4.75" X 6" COMPOSITE FOOTPLATE,TBFLEX,RIGHT(HF:HFGJ15003A)	1
I1a	MEC1611101	LEVER,ASSY,GAS STRUT,MANUAL ELR,TBFLEX,LEFT,(HF:HFGJ15004C)	1
I1b	MEC1611102	LEVER,ASSY,GAS STRUT,MANUAL ELR,TBFLEX,RIGHT,(HF:HFGJ15003D)	1

4. Residual Limb Supports

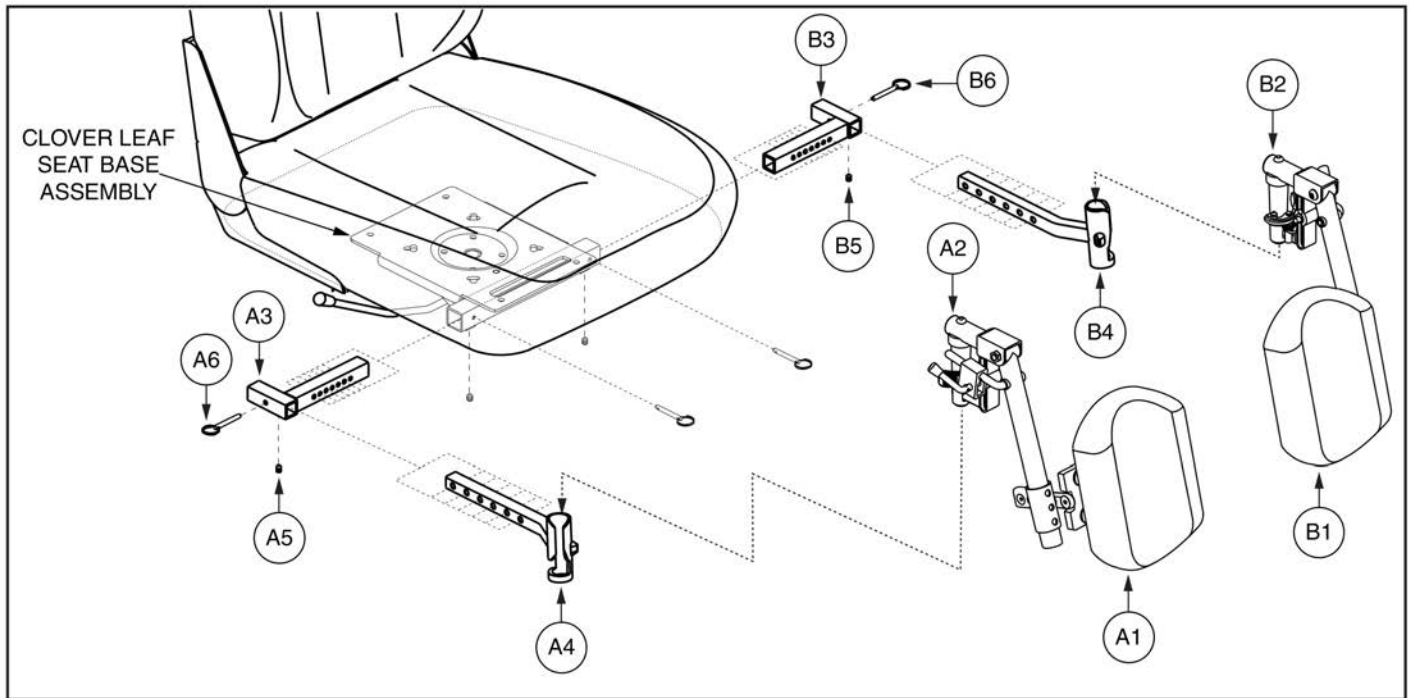


ELR Residual Limb Supports



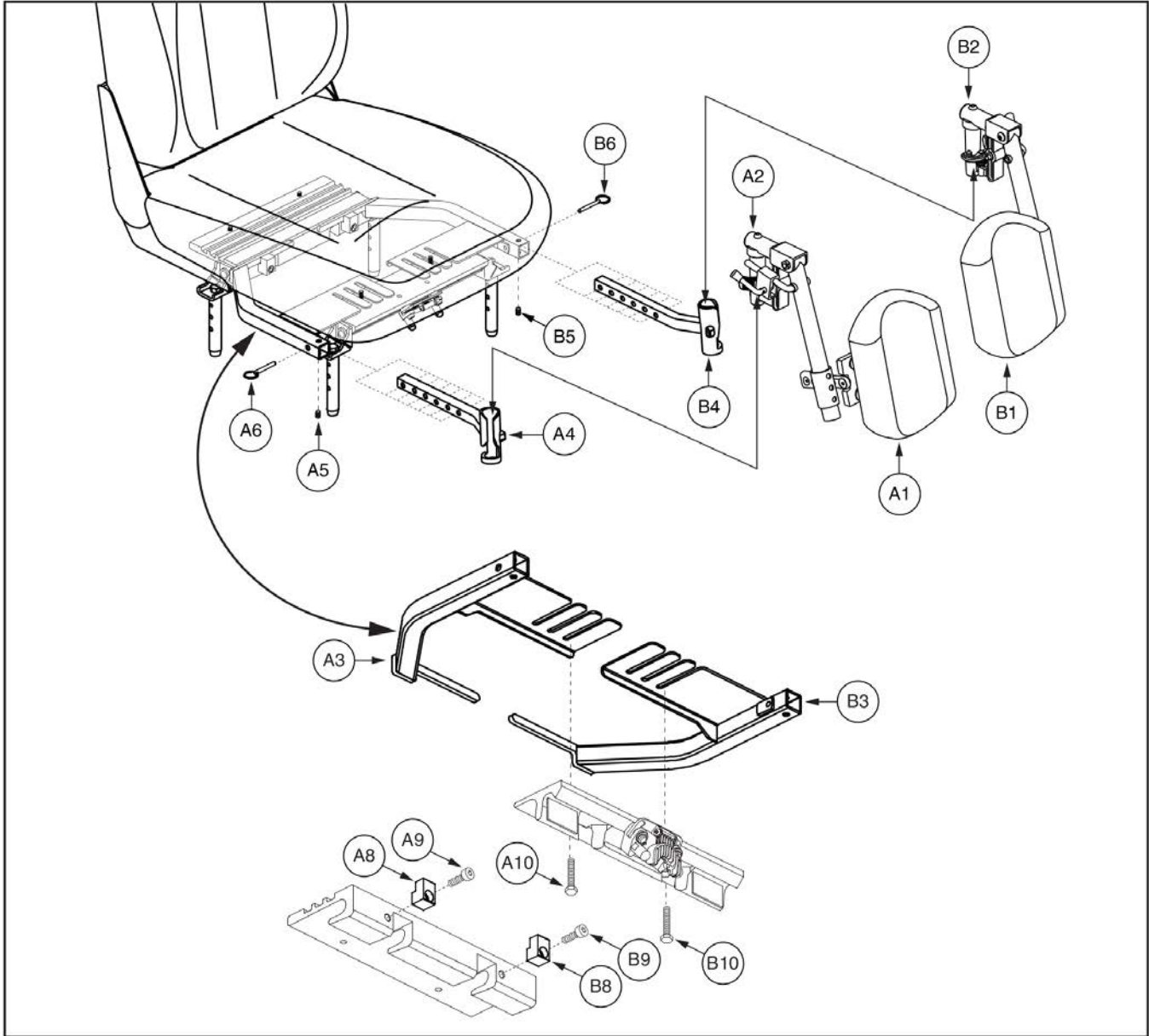
Item	Part No.	Name	Qty
A1 - A13	FRMASMB5300	RESIDUAL LIMB SUPPORT,ASSY,W/CALF PAD,RIGHT,D-1000-240	1
A1 - A13	FRMASMB5301	RESIDUAL LIMB SUPPORT,ASSY,W/CALF PAD,LEFT,D-1000-241	1
A1	DWR1000B383	CALF PAD BRACKET INSERT,B-1000-383	1
A2	DWR1000B387	CALF PAD BRACKET WELDMENT,B-1000-387	1
A3	DWR1000B384	CALF PAD BRACKET,B-1000-384	1
A4		CALF PAD MOUNTING BRACKET,RESIDUAL LIMB SUPPORT	1
A5	WASNYLN1099	WASHER,BLACK,NYLON,0.3125" ID X 0.625" OD X 0.10" TH	1
A6	SCRASBH1022	SCREW,BHSCS,BLACK ZINC,5/16-18 X 0.750",GRADE 5	1
A7	SCRSHFH1010	SCREW,SHFH,BLACK ZINC,1/4-20 X 0.75"	2
A8	NUTNYLK1014	NUT,NYLOCK,BLACK ZINC,1/4-20	2
A9	SCRSHFH1064	SCREW,SHFH,BLACK ZINC,5/16-18 X 2.25",GRADE 8	1
A10	INDPART2309	CALF PAD, RESIDUAL LIMB SUPPORT, (MANDO: PD008-PU)	1
A11	SCRHHCS1219	SCREW,HHCS,M6-1.0 X 25MM,10.9,BLACK ZINC,PATCH IFI-524	4
A12	NUTNJAM1015	NUT,NYLOCK JAM,BLACK ZINC,5/16-18	1
A13	WASSAE1006	WASHER,FLAT,BLACK ZINC,3/8,SAE	4

4. Residual Limb Supports



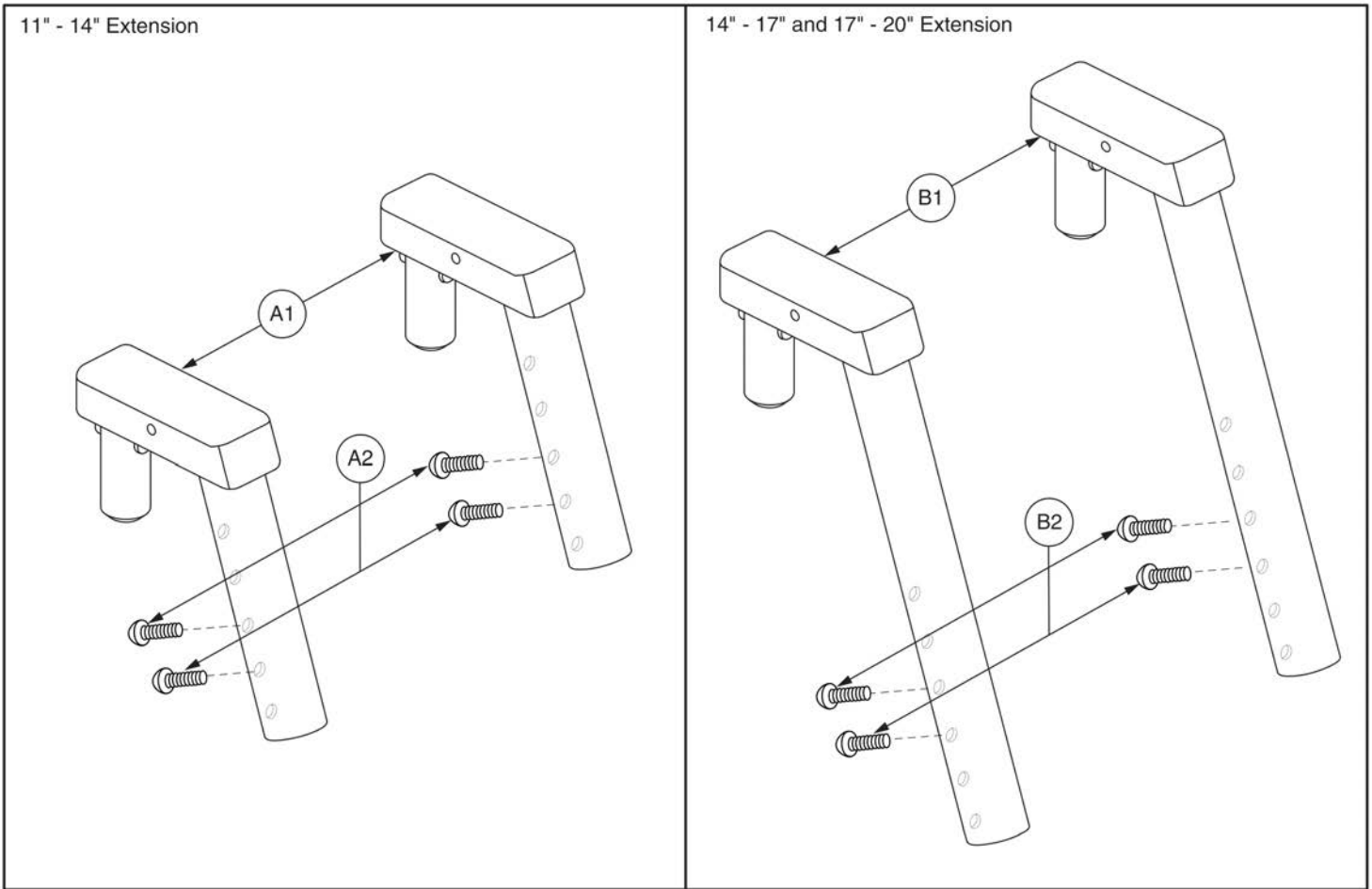
Item	Part No.	Name	Qty
A1 - A7	KITASMB1592	KIT,ASSY,RESIDUAL LIMB SUPPORT,RIGHT,ELR FOR CLOVER LEAF SEAT FRAMES,ELR STYLE #12,UNIVERSAL HANGERS	1
A1	FRMASMB5300	RESIDUAL LIMB SUPPORT,ASSY,W/CALF PAD,RIGHT,D-1000-240	1
A2	FRMASMB3815	LEGREST,ASSY,ELR #12 UPPER,14"-17" & 17"-20" EXT,RIGHT	1
A3	DWG1107C120	LEGREST HANGER RECEIVER,7 POSITION WIDTH ADJ,RIGHT,C-1107-012	1
A4	DWR1000E141	LEGREST HANGER WELDMENT,TAPER PIN,UNIVERSAL SEAT FRAME,OFFSET,RIGHT,E-1000-141	1
A5	SCRSETS1056	SCREW,SET,M8-1.25 X 10MM	1
A6	PINCOTD1000	PIN,COTTERLESS DETENT W/RING,.25" DIA X 1.5" GRIP L	1
A7		MANUAL,INSTALLATION INSTRUCTIONS,RESIDUAL LIMB SUPPORT	1
B1 - B7	KITASMB1593	KIT,ASSY,RESIDUAL LIMB SUPPORT,LEFT,ELR FOR CLOVER LEAF SEAT FRAMES,ELR STYLE #12,UNIVERSAL HANGERS	1
B1	FRMASMB5301	RESIDUAL LIMB SUPPORT,ASSY,W/CALF PAD,LEFT,D-1000-241	1
B2	FRMASMB3814	LEGREST,ASSY,ELR #12 UPPER,14"-17" & 17"-20" EXT,LEFT	1
B3	DWG1107C130	LEGREST HANGER RECEIVER,7 POSITION WIDTH ADJ,LEFT,C-1107-013	1
B4	DWR1000E140	LEGREST HANGER WELDMENT,TAPER PIN,UNIVERSAL SEAT FRAME,OFFSET,LEFT,E-1000-140	1
B5	SCRSETS1056	SCREW,SET,M8-1.25 X 10MM	1
B6	PINCOTD1000	PIN,COTTERLESS DETENT W/RING,.25" DIA X 1.5" GRIP L	1
B7		MANUAL,INSTALLATION INSTRUCTIONS,RESIDUAL LIMB SUPPORT	1

4. Residual Limb Supports



Item	Part No.	Name	Qty
A1 - A10	KITASMB1594	KIT,ASSY,RESIDUAL LIMB SUPPORT,RIGHT,ELR FOR UNIVERSAL SEAT FRAMES,ELR STYLE #12,UNIVERSAL HANGERS	1
A1	FRMASMB5300	RESIDUAL LIMB SUPPORT,ASSY,W/CALF PAD,RIGHT,D-1000-240	1
A2	FRMASMB3815	LEGREST,ASSY,ELR #12 UPPER,14"-17" & 17"-20" EXT,RIGHT	1
A3	DWR1000E143	LEGREST HANGER RECEIVER WELDMENT,UNIVERSAL SEAT FRAME,RIGHT,E-1000-143	1
A4	DWR1000E141	LEGREST HANGER WELDMENT,TAPER PIN,UNIVERSAL SEAT FRAME,OFFSET,RIGHT,E-1000-141	1
A5	SCRSETS1056	SCREW,SET,M8-1.25 X 10MM	1
A6	PINCOTD1000	PIN,COTTERLESS DETENT W/RING,.25" DIA X 1.5" GRIP L	1
A7		MANUAL,INSTALLATION INSTRUCTIONS,RESIDUAL LIMB SUPPORT	1
A8	DWR1000B352	REAR EXTRUSION CLAMP,UNIVERSAL SEAT FRAME	1
A9	SCRSHCS1116	SCREW,SHCS,BLACK ZINC,5/16-18 X 0.875",W/NYLON PATCH,GRADE 8	1
A10	SCRHHCS1405	SCREW,HHCS,BLACK ZINC,1/4-20 X 1.25",GRADE 5,W/NYLON PATCH	1
B1 - B10	KITASMB1595	KIT,ASSY,RESIDUAL LIMB SUPPORT,LEFT,ELR FOR UNIVERSAL SEAT FRAMES,ELR STYLE #12,UNIVERSAL HANGERS	1
B1	FRMASMB5301	RESIDUAL LIMB SUPPORT,ASSY,W/CALF PAD,LEFT,D-1000-241	1
B2	FRMASMB3814	LEGREST,ASSY,ELR #12 UPPER,14"-17" & 17"-20" EXT,LEFT	1
B3	DWR1000E145	LEGREST HANGER RECEIVER WELDMENT,UNIVERSAL SEAT FRAME,LEFT,E-1000-145	1
B4	DWR1000E140	LEGREST HANGER WELDMENT,TAPER PIN,UNIVERSAL SEAT FRAME,OFFSET,LEFT,E-1000-140	1
B5	SCRSETS1056	SCREW,SET,M8-1.25 X 10MM	1
B6	PINCOTD1000	PIN,COTTERLESS DETENT W/RING,.25" DIA X 1.5" GRIP L	1
B7		MANUAL,INSTALLATION INSTRUCTIONS,RESIDUAL LIMB SUPPORT	1
B8	DWR1000B352	REAR EXTRUSION CLAMP,UNIVERSAL SEAT FRAME	1
B9	SCRSHCS1116	SCREW,SHCS,BLACK ZINC,5/16-18 X 0.875",W/NYLON PATCH,GRADE 8	1
B10	SCRHHCS1405	SCREW,HHCS,BLACK ZINC,1/4-20 X 1.25",GRADE 5,W/NYLON PATCH	1

5.1. Uppers

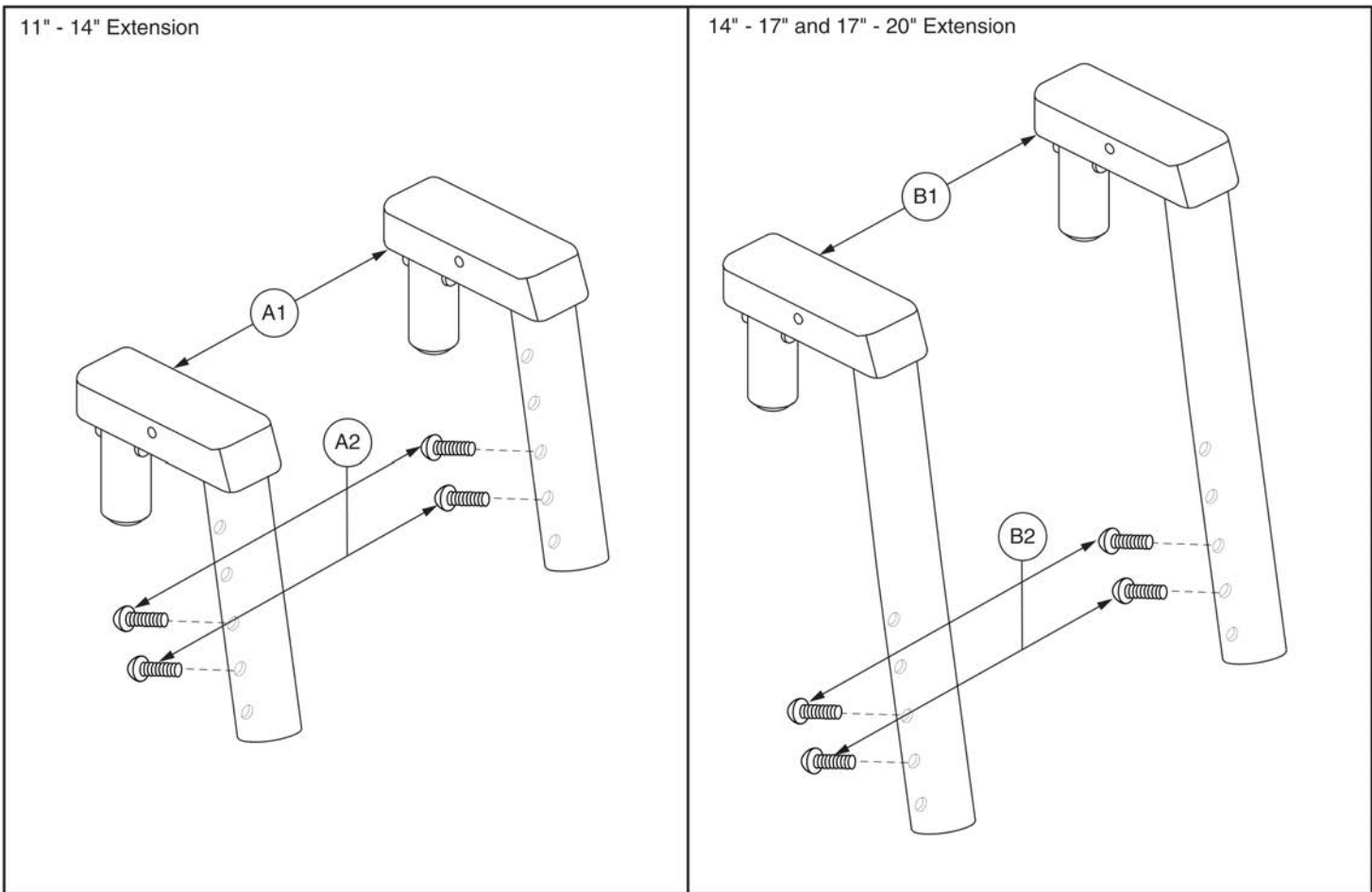


HD Drop-in 70° Upper Legrests



Item	Part No.	Name	Qty
A1 - A2	FRMASMB4762	LEGREST,ASSY,70° HD DROP-IN UPPER,FOR 11"-14" EXT,PAIR	1
A1	DWR1000D134	LEGREST WELDMENT,70° HD DROP-IN,UPPER,SHORT,D-1000-134	2
A2	SCRASBH1022	SCREW,BHSCS,BLACK ZINC,5/16-18 X 0.750",GRADE 5	4
B1 - B2	FRMASMB4853	LEGREST,ASSY,70° HD DROP-IN UPPER,FOR 14"-17" & 17"-20" EXT,PAIR	1
B1	DWR1000D121	LEGREST WELDMENT,70° HD DROP-IN,UPPER,D-1000-121	2
B2	SCRASBH1022	SCREW,BHSCS,BLACK ZINC,5/16-18 X 0.750",GRADE 5	4

5.1. Uppers

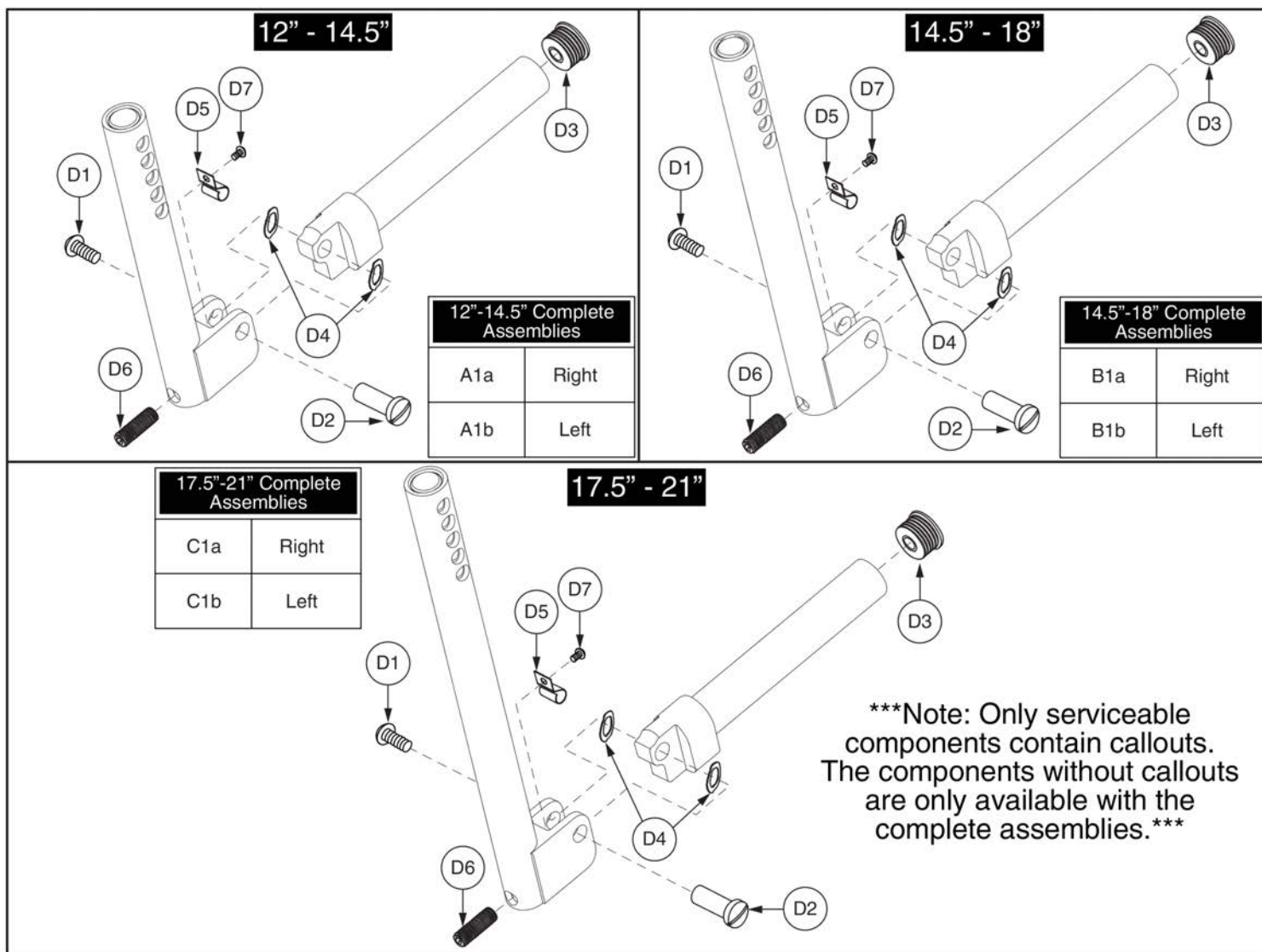


HD Drop-in 80° Upper Legrests



Item	Part No.	Name	Qty
A1 - A2	FRMASMB4763	LEGREST,ASSY,80° HD DROP-IN UPPER,FOR 11"-14" EXT,PAIR	1
A1		LEGREST WELDMENT,80° HD DROP-IN,UPPER,SHORT,D-1000-133	2
A2	SCRASBH1022	SCREW,BHSCS,BLACK ZINC,5/16-18 X 0.750",GRADE 5	4
B1 - B2	FRMASMB4854	LEGREST,ASSY,80° HD DROP-IN UPPER,14"-17" & 17"-20" EXT,PAIR	1
B1		LEGREST WELDMENT,80° HD DROP-IN,UPPER,D-1000-122	2
B2	SCRASBH1022	SCREW,BHSCS,BLACK ZINC,5/16-18 X 0.750",GRADE 5	4

5.2. Angle Adjustable Lowers and Foot Plates



Item	Part No.	Name	Qty
A1a	FRMASMB4723	LEGREST,ANGLE ADJUSTABLE,LOWER,12"-14.5" EXT,RIGHT	1
A1b	FRMASMB5391	LEGREST,ANGLE ADJUSTABLE,LOWER,12"-14.5" EXT,LEFT	1
B1a	FRMASMB5392	LEGREST,ANGLE ADJUSTABLE,LOWER,14.5"-18" EXT,RIGHT	1
B1b	FRMASMB4724	LEGREST,ANGLE ADJUSTABLE,LOWER,14.5"-18" EXT,LEFT	1
C1a	FRMASMB5393	LEGREST,ANGLE ADJUSTABLE,LOWER,17.5"-21" EXT,RIGHT	1
C1b	FRMASMB4725	LEGREST,ANGLE ADJUSTABLE,LOWER,17.5"-21" EXT,LEFT	1
D1	SCRASBH1001	SCREW,BHSCS,BLACK ZINC,1/4-20 X 0.50",GRADE 8	1
D2	BLTSEX1001	BOLT,SEX,BLACK ZINC,3/8" X 1.00",1/4-20 FEMALE	1
D3	PROECAP1017	CAP,END,BLACK,PLASTIC,0.875" OD,14-20GA	1
D4	WASWAVY1000	WASHER, WAVY,3/8"ID X 5/8"OD X .013"T	2
D5		SPRING,CLIP,ANGLE ADJUSTABLE LEGREST,B-1000-419	1
D6	SCRSETS1079	SCREW, SET,BLACK,ZINC,5/16-24 X 1.00",OVAL POINT	1
D7	SCRASBH1130	SCREW,BHSCS,BLACK ZINC,6-32 X 0.1875"	1

5.2. Angle Adjustable Lower and Foot Plates

6" X 8" With 10.50"L Heel Loop

Note: Only serviceable components contain callouts. The components without callouts are only available with the complete assemblies.

Complete Assemblies
Bumper Wheel (G1 - G4) NOT Included

A1	Pair, w/ Mounting Block & Heel Loop
A1a	Right, w/ Mounting Block, No Heel Loop
A1b	Left, w/ Mounting Block, No Heel Loop

6" X 8" With 18"L Adjustable Heel Loop

Complete Assemblies
Bumper Wheel (G1 - G4) NOT Included

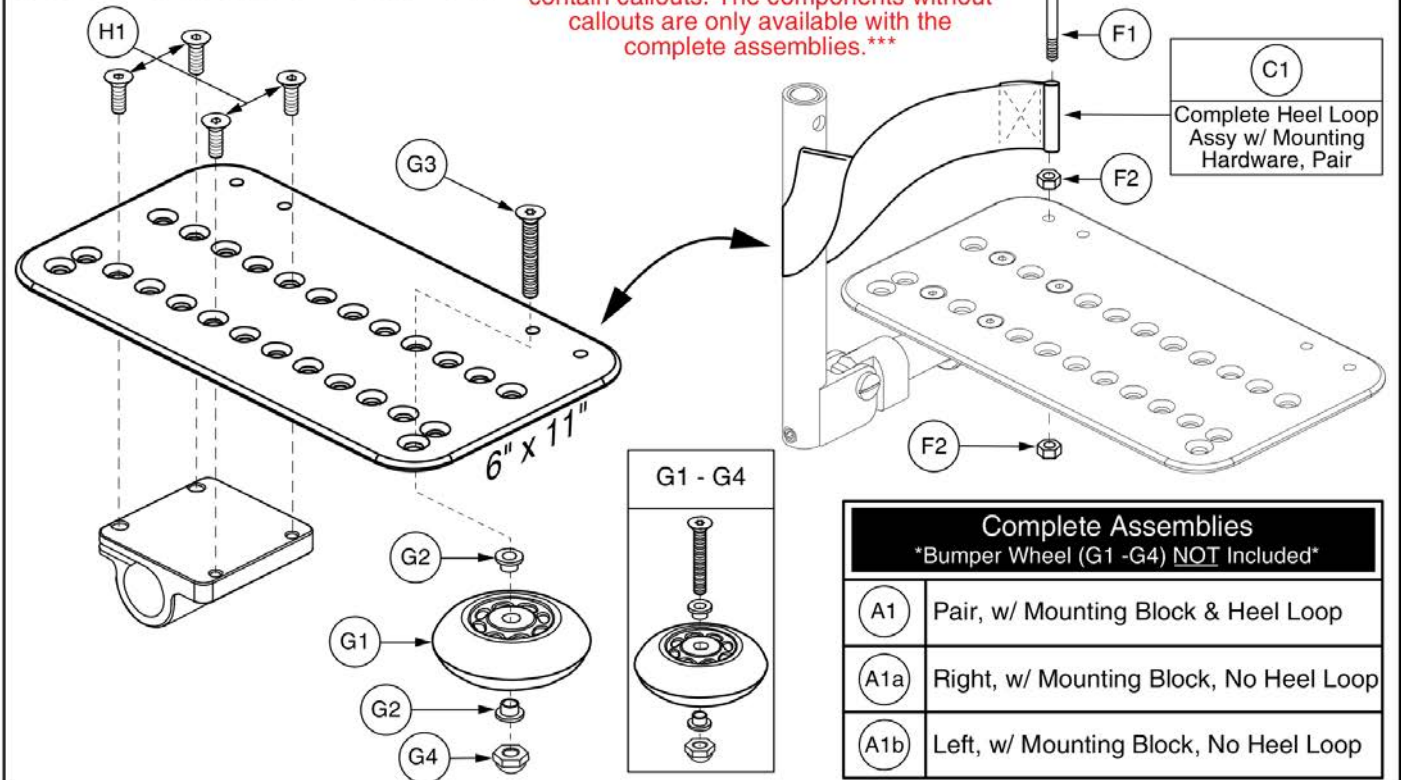
B1	Pair, w/ Mounting Block & Heel Loop
B1a	Right, w/ Mounting Block, No Heel Loop
B1b	Left, w/ Mounting Block, No Heel Loop

Item	Part No.	Name	Qty
A1	FRMASMB4738	FOOTPLATE,ASSY,ANGLE ADJUSTABLE,6" X 8",W/OFFSET MOUNTING BLOCK & HEEL LOOPS,PAIR	1
A1a	FRMASMB4740	FOOTPLATE,ASSY,ANGLE ADJUSTABLE,6" X 8",W/OFFSET MOUNTING BLOCK,RIGHT,C-1000-296	1
A1b	FRMASMB4739	FOOTPLATE,ASSY,ANGLE ADJUSTABLE,6" X 8",W/OFFSET MOUNTING BLOCK,LEFT,C-1000-297	1
B1	FRMASMB6700	FOOTPLATE,ASSY,ANGLE ADJUSTABLE,6" X 8",W/OFFSET MOUNTING BLOCK & ADJUSTABLE HEEL LOOPS,PAIR	1
B1a	FRMASMB4740	FOOTPLATE,ASSY,ANGLE ADJUSTABLE,6" X 8",W/OFFSET MOUNTING BLOCK,RIGHT,C-1000-296	1
B1b	FRMASMB4739	FOOTPLATE,ASSY,ANGLE ADJUSTABLE,6" X 8",W/OFFSET MOUNTING BLOCK,LEFT,C-1000-297	1
C1	FRMASMB1503	HEEL LOOP,ASSY,10.50"LG,DOUBLE THICKNESS,W/HARDWARE,PAIR	1
D1	FRMASMB6769	HEEL LOOP,ASSY,2"W X 18"L,ADJUSTABLE W/VELCRO	2
E1	DWR1500D042	HEEL LOOP,2"W X 18"L X .0625"TH,ADJUSTABLE W/VELCRO	1
F1	SCRMISC1002	SCREW,ROUND HEAD,BLACK ZINC,M6-1.0 X 70MM	1
F2	NUTSTD1037	NUT,HEX,BLACK ZINC,M6-1.0	2
G1 - G4	WHLASMB1578	WHEEL,ASSY,BUMPER,ANGLE ADJUSTABLE FOOTPLATE	1
G1	WHLATIP1004	WHEEL,ANTI-TIP,BLACK,3" DIAMETER	1
G2	BSHNYLN1003	BUSHING, FLANGE,WHITE,NYLON,0.260"ID X 0.312"OD X 0.4375"TH X 0.513" FOD X 0.0625"FTH,(MICRO PLASTICS:10SC250037)	2
G3	SCRSHFH1033	SCREW,SHFH,BLACK ZINC,1/4-20 X 1.50"	1
G4	NUTACRN1029	NUT,ACORN,1/4-20,W/NYLON PATCH	1
H1	SCRSHFH1010	SCREW,SHFH,BLACK ZINC,1/4-20 X 0.75"	4
I1	DWR1000D080	FOOTPLATE,6" X 8" ANGLE ADJUSTABLE,D-1000-080	1

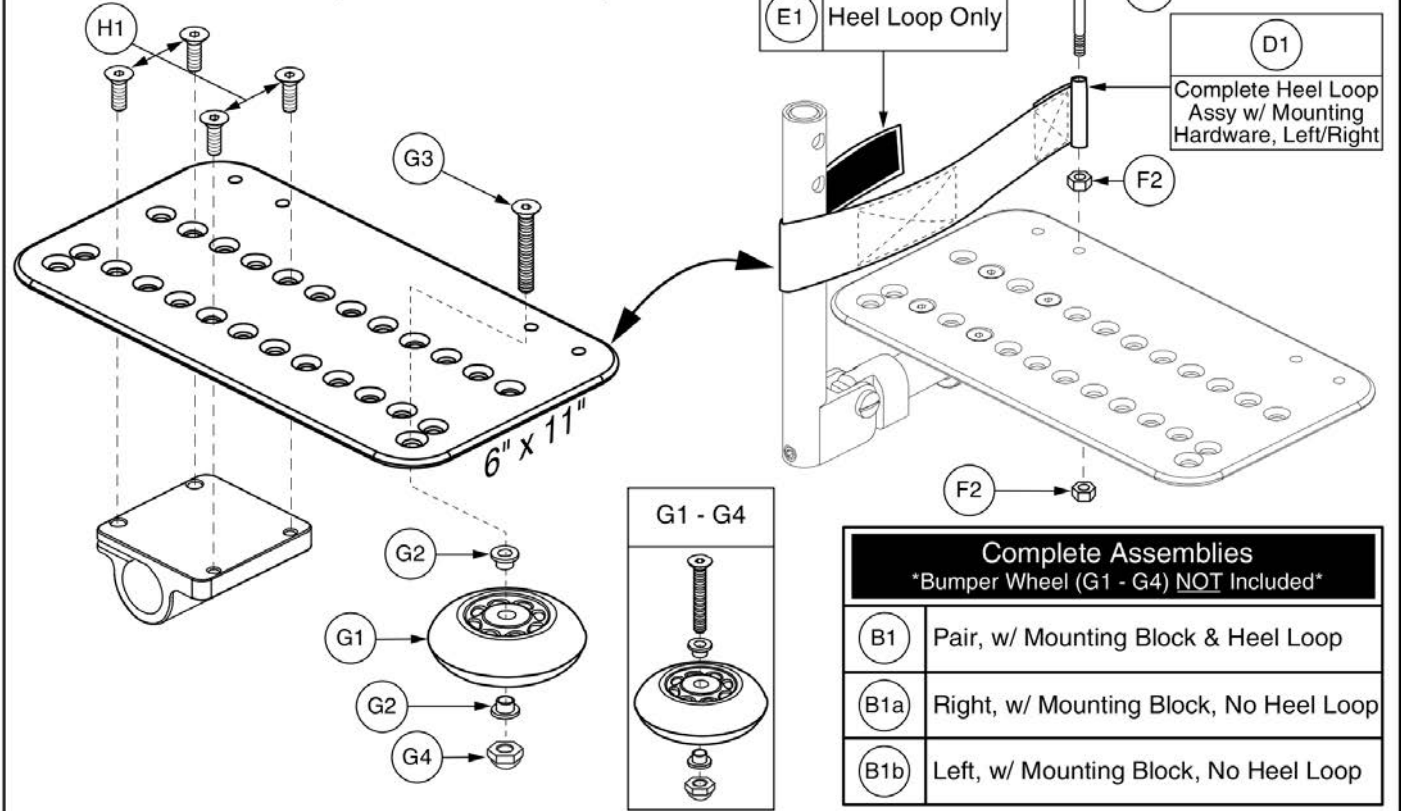
5.2. Angle Adjustable Lowers and Foot Plates

6" X 11" With 10.50"L Heel Loop

Note: Only serviceable components contain callouts. The components without callouts are only available with the complete assemblies.

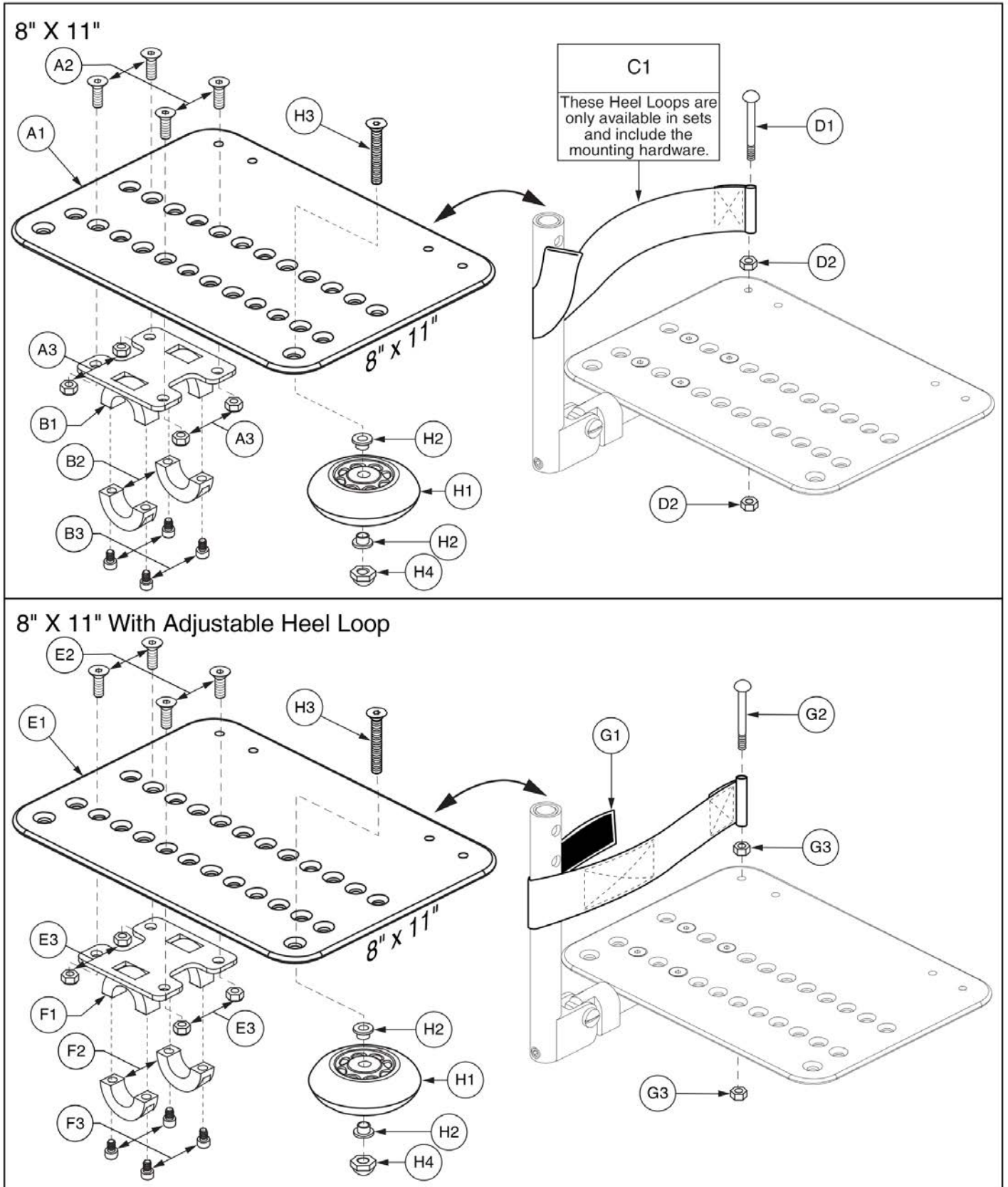


6" X 11" With 18"L Adjustable Heel Loop



Item	Part No.	Name	Qty
A1	FRMASMB4741	FOOTPLATE,ASSY,ANGLE ADJUSTABLE,6" X 11",W/OFFSET MOUNTING BLOCK & HEEL LOOPS,PAIR	1
A1a	FRMASMB4743	FOOTPLATE,ASSY,ANGLE ADJUSTABLE,6" X 11",W/OFFSET MOUNTING BLOCK,RIGHT,C-1000-298	1
A1b	FRMASMB4742	FOOTPLATE,ASSY,ANGLE ADJUSTABLE,6" X 11",W/OFFSET MOUNTING BLOCK,LEFT,C-1000-299	1
B1	FRMASMB6771	FOOTPLATE,ASSY,ANGLE ADJUSTABLE,6" X 11",W/OFFSET MOUNTING BLOCK & ADJUSTABLE HEEL LOOPS,PAIR	1
B1a	FRMASMB4743	FOOTPLATE,ASSY,ANGLE ADJUSTABLE,6" X 11",W/OFFSET MOUNTING BLOCK,RIGHT,C-1000-298	1
B1b	FRMASMB4742	FOOTPLATE,ASSY,ANGLE ADJUSTABLE,6" X 11",W/OFFSET MOUNTING BLOCK,LEFT,C-1000-299	1
C1	FRMASMB1503	HEEL LOOP,ASSY,10.50"LG,DOUBLE THICKNESS,W/HARDWARE,PAIR	1
D1	FRMASMB6769	HEEL LOOP,ASSY,2"W X 18"L,ADJUSTABLE W/VELCRO	2
E1	DWR1500D042	HEEL LOOP,2"W X 18"L X .0625"TH,ADJUSTABLE W/VELCRO	1
F1	SCRMISC1002	SCREW,ROUND HEAD,BLACK ZINC,M6-1.0 X 70MM	1
F2	NUTSTD1037	NUT,HEX,BLACK ZINC,M6-1.0	2
G1 - G4	WHLASMB1578	WHEEL,ASSY,BUMPER,ANGLE ADJUSTABLE FOOTPLATE	1
G1	WHLATIP1004	WHEEL,ANTI-TIP,BLACK,3" DIAMETER	1
G2	BSHNYLN1003	BUSHING, FLANGE,WHITE,NYLON,0.260"ID X 0.312"OD X 0.4375"TH X 0.513" FOD X 0.0625"FTH,(MICRO PLASTICS:10SC250037)	2
G3	SCRSHFH1033	SCREW,SHFH,BLACK ZINC,1/4-20 X 1.50"	1
G4	NUTACRN1029	NUT,ACORN,1/4-20,W/NYLON PATCH	1
H1	SCRSHFH1010	SCREW,SHFH,BLACK ZINC,1/4-20 X 0.75"	4

5.2. Angle Adjustable Lower and Foot Plates



Item	Part No.	Name	Qty
A1 - C1	FRMASMB4744	FOOTPLATE,ASSY,ANGLE ADJUSTABLE,8" X 11",W/OFFSETMOUNTING BLOCK & HEEL LOOPS,PAIR	1
A1 - B3	FRMASMB4746	FOOTPLATE,ANGLE ADJUSTABLE,8" X 11",W/HD MOUNTING PLATE,RIGHT	1
A1 - B3	FRMASMB4745	FOOTPLATE,ANGLE ADJUSTABLE,8" X 11",W/HD MOUNTING PLATE,LEFT	1
A1	DWR1000D106	FOOTPLATE,8" X 11" ANGLE ADJUSTABLE,D-1000-106	1
A2	SCRSHFH1034	SCREW,SHFH,BLACK ZINC,1/4-20 X 0.625",GRADE 8	4
A3	NUTNYLK1014	NUT,NYLOCK,BLACK ZINC,1/4-20	4
B1 - B3	FRMASMB4123	MOUNTING BRACKET,FOOTPLATE,8" X 11" ANGLE ADJUSTABLE	1
B1		FOOTPLATE MOUNTING BRACKET BASE WELDMENT,8" X 11" ANGLE ADJUSTABLE,C-1000-258	1
B2		SPLIT COLLAR, TOP, BLACK, 0.87"ID X 0.50"TH, A-1000-067	2
B3	SCRSHCS1136	SCREW, SHCS, BLACK ZINC, 1/4-28 X 0.625"	4
C1	FRMASMB2692	HEEL LOOP, ASSY, 12"LG, DOUBLE THICKNESS, W/HARDWARE	1
D1	SCRMISC1002	SCREW, ROUND HEAD, BLACK ZINC, M6-1.0 X 70MM	1
D2	NUTSTD1037	NUT, HEX, BLACK ZINC, M6-1.0	2
E1 - G3	FRMASMB6772	FOOTPLATE,ASSY,ANGLE ADJUSTABLE,8" X 11",W/OFFSET MOUNTING BLOCK & ADJUSTABLE HEEL LOOPS,PAIR	1
*E1 - F3	FRMASMB4746	FOOTPLATE,ANGLE ADJUSTABLE,8" X 11",W/HD MOUNTING PLATE,RIGHT	1
*E1 - F3	FRMASMB4745	FOOTPLATE,ANGLE ADJUSTABLE,8" X 11",W/HD MOUNTING PLATE,LEFT	1
E1	DWR1000D106	FOOTPLATE,8" X 11" ANGLE ADJUSTABLE,D-1000-106	1
E2	SCRSHFH1034	SCREW,SHFH,BLACK ZINC,1/4-20 X 0.625",GRADE 8	4
E3	NUTNYLK1014	NUT,NYLOCK,BLACK ZINC,1/4-20	4
F1 - F3	FRMASMB4123	MOUNTING BRACKET,FOOTPLATE,8" X 11" ANGLE ADJUSTABLE	1
F1		FOOTPLATE MOUNTING BRACKET BASE WELDMENT,8" X 11" ANGLE ADJUSTABLE,C-1000-258	1
F2		SPLIT COLLAR, TOP, BLACK, 0.87"ID X 0.50"TH, A-1000-067	2
F3	SCRSHCS1136	SCREW, SHCS, BLACK ZINC, 1/4-28 X 0.625"	4
G1 - G3	FRMASMB6769	HEEL LOOP,ASSY,2"W X 18"L,ADJUSTABLE W/VELCRO	2
G1	DWR1500D042	HEEL LOOP,2"W X 18"L X .0625"TH,ADJUSTABLE W/VELCRO	1
G2	SCRMISC1002	SCREW,ROUND HEAD,BLACK ZINC,M6-1.0 X 70MM	1
G3	NUTSTD1037	NUT,HEX,BLACK ZINC,M6-1.0	2
H1 - H4	WHLASMB1578	WHEEL,ASSY,BUMPER,ANGLE ADJUSTABLE FOOTPLATE	1
H1	WHLATIP1004	WHEEL,ANTI-TIP,BLACK,3" DIAMETER	1
H2	BSHNYLN1003	BUSHING, FLANGE, WHITE, NYLON, 0.260"ID X 0.312"OD X 0.4375"TH X 0.513" FOD X 0.0625"FTH, (MICRO PLASTICS:10SC250037)	2
H3	SCRSHFH1033	SCREW,SHFH,BLACK ZINC,1/4-20 X 1.50"	1
H4	NUTACRN1029	NUT,ACORN,1/4-20,W/NYLON PATCH	1

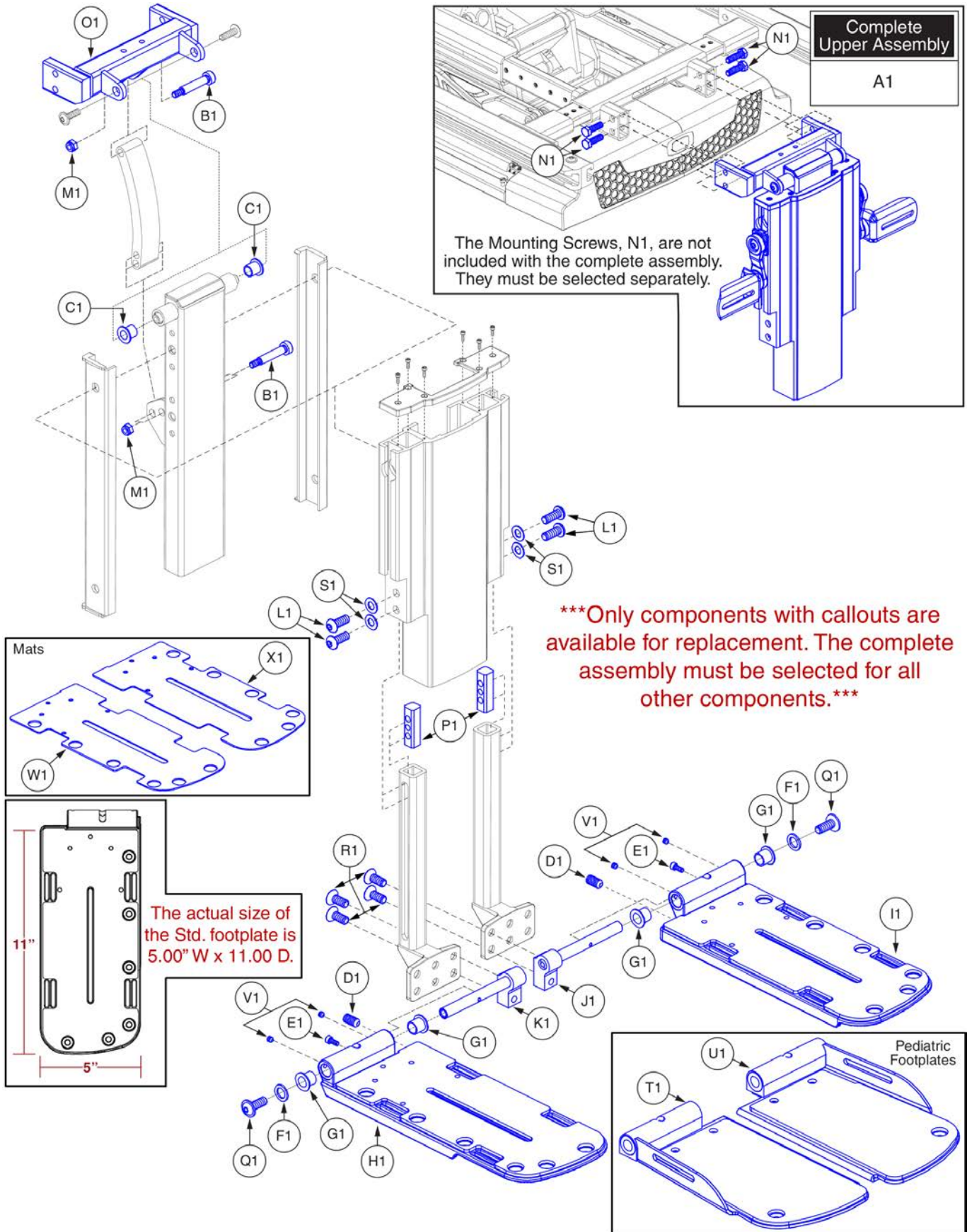
TB3 Seating

Note: The Upper assemblies DO NOT contain the Calf Pads. They must be selected separately.

<p>TB3 Pediatric Upper, Version 1</p> <p><i>No Longer Available</i></p>	<p>A1 TB3 Pediatric Upper, Version 2</p>	<p>B1 12"-14"W Pediatric REAC Lift Upper, Version 2</p>
<p>C1 TB3 Standard Upper, Version 1</p>	<p>D1 TB3 Standard Upper, Version 2</p>	<p>The Version 2 Assy's are outfitted with an adjustable gas spring.</p>
<p>The Assy's include the mounting hardware.</p>	<p>Pediatric Gas Spring</p> <p>F1</p> <p>E1 Standard Gas Spring</p>	

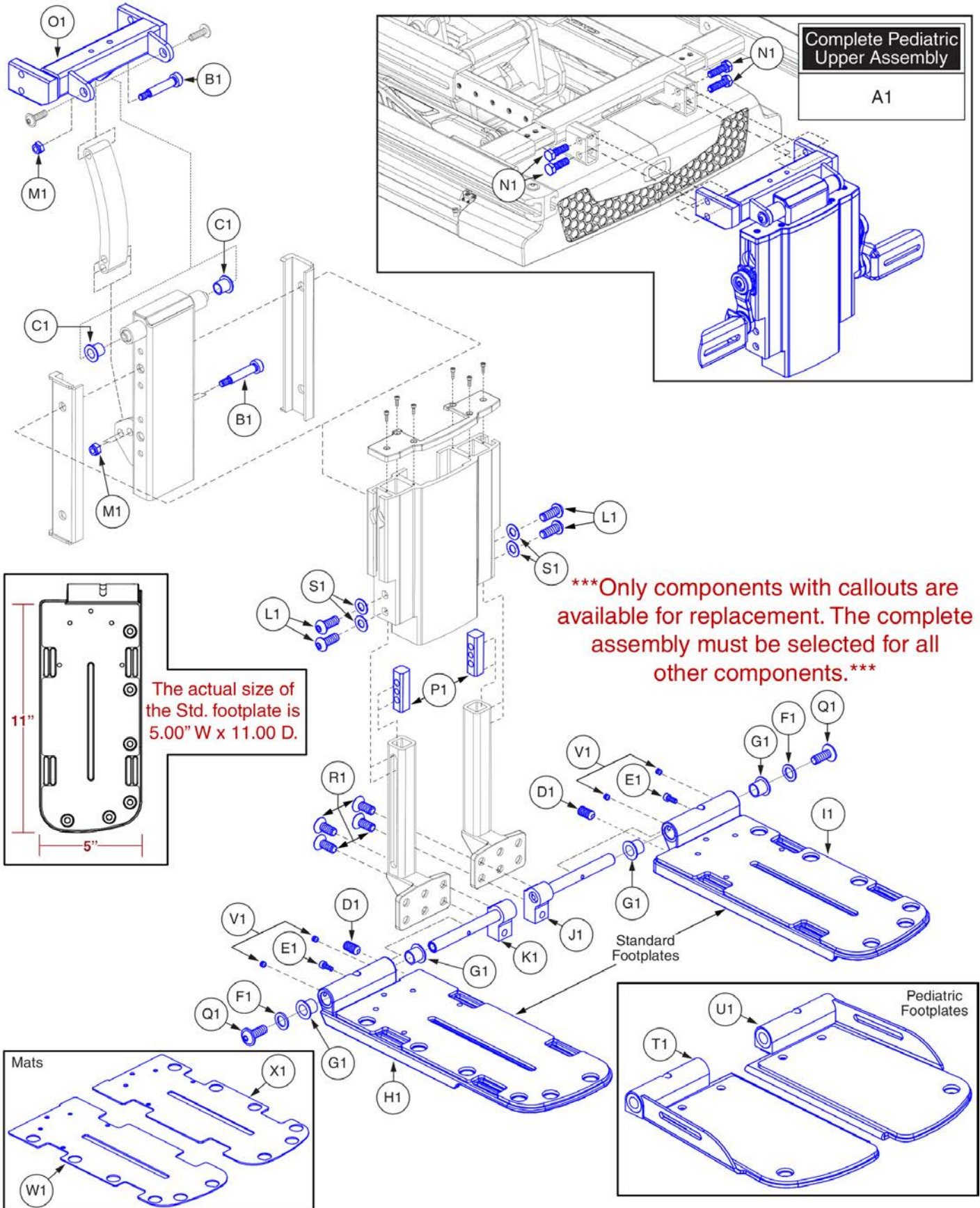
Item	Part No.	Name	Qty
A1	RIG1802138	TB3 PEDIATRIC CENTER MOUNT FOOT PLATFORM ASSY W/GAS SPRING,W/MOUNTING HARDWARE	1
B1	RIG1710346	LEGREST,ASSY,CENTER MOUNT FOOT PLATFORM,W/MOUNTING HARDWARE,12"-14" REAC LIFT	1
C1	RIG163640	TB3 CENTER MOUNT FOOT PLATFORM ASSY,W/MOUNTING HARDWARE	1
D1	RIG1710345	TB3 CENTER MOUNT FOOT PLATFORM ASSY W/GAS SPRING,W/MOUNTING HARDWARE	1
E1	MEC163611	GAS SPRING, CFR II, LARGE	1
F1	MEC164242	GAS SPRING, CFR II, SMALL	1
G1	BLTASHL1088	BOLT, SHOULDER, M8 X 25, ISO 7379, CL 12.9, BZ	2
H1	HDW138262	WASHER, FLAT, 8.4 ID X 16 OD X 1.6 THK, ISO 7089-8-200 HV, BZ	2
I1	NUTNYLK1019	NUT,NYLOCK,BLACK ZINC,M6-1.0	2

TB3 Seating



Item	Part No.	Name	Qty
A1		ADJUSTABLE CENTER MOUNT FOOT PLATFORM,UPPER PIVOT ASSY,TRU-BALANCE 3	1
B1	BLTASHL1131	BOLT, SHOULDER, M8 X 35, ISO 7379, CL 12.9, BZ	2
C1	BRGFLNG1065	BEARING,FLANGE0.375"ID X .46875"OD X .500"TH,.687" FOD X .046" FTH	2
D1	SCRSETS1150	SCREW,SET,M10-1.25 X 25MM,CUP POINT,GR 10.9,W/PATCH	2
E1	SCRSHCS1127	SCREW,SHCS,BLACK ZINC,M4-.7 X 10MM,GRADE 8.8	2
F1	WASNYLN1128	WASHER,NYLON,0.438" ID X 0.675" OD X 0.0625" TH	2
G1	BRGFLNG1066	BEARING,FLANGE,.4375"ID X .531"OD X .75"FOD X .046"FTH	4
H1	DWR1304D068	FOOTPLATE,5.00" X 12.00,W/MAT,RIGHT,D-1304-068	1
I1	DWR1304D069	FOOTPLATE,5.00" X 12.00",W/MAT,LEFT,D-1304-069	1
J1	DWR1404C007	PIVOT BRACKET WELDMENT,CENTER MOUNT LEGREST,LEFT	1
K1	DWR1404C008	PIVOT BRACKET WELDMENT,CENTER MOUNT LEGREST,RIGHT	1
L1	SCRASBH1251	SCREW,BHSCS,M8 X 1.25T X 20MM,GRADE 10.9,W/PATCH	4
M1	NUTNYLK1019	NUT,NYLOCK,BLACK ZINC,M6-1.0	2
N1	SCRHHCS1727	SCREW,HHCS,BLACK ZINC,M8-1.25 X 20MM,GRADE 10.9,W/NYLON PATCH,C-1005-098	4
O1		UPPER PIVOT WELDMENT,CENTERMOUNT FOOT PLATFORM,TB3	1
P1	DWR1404B003	NUT,FLAT,BLACK ZINC,M8-1.25,LOWER ADJUSTMENT,B-1404-003	2
Q1	SCRASBH1330	SCREW,BHSCS,BLACK ZINC,M8-1.25 X 20MM,FLANGED,10.9,PATCH	2
R1	SCRSHFH1203	SCREW,FLAT HEAD,M8X1.25 X 20,10.9,BZ	4
S1	WASSTND1102	WASHER,FLAT,BLACK ZINC,M8	4
T1	MEC136423	FOOTPLATE,ASSY,5.00" X 8.00",CENTER MOUNT AFP,RIGHT	1
U1	MEC136623	FOOTPLATE,ASSY,5.00" X 8.00",CENTER MOUNT AFP,LEFT	1
V1		SCREW,SET,M5-0.8 X 5MM,FLAT POINT,W/NYLON PATCH,	4
W1		MAT,STANDARD FOOTPLATE,RIGHT	1
X1		MAT,STANDARD FOOTPLATE,LEFT	1

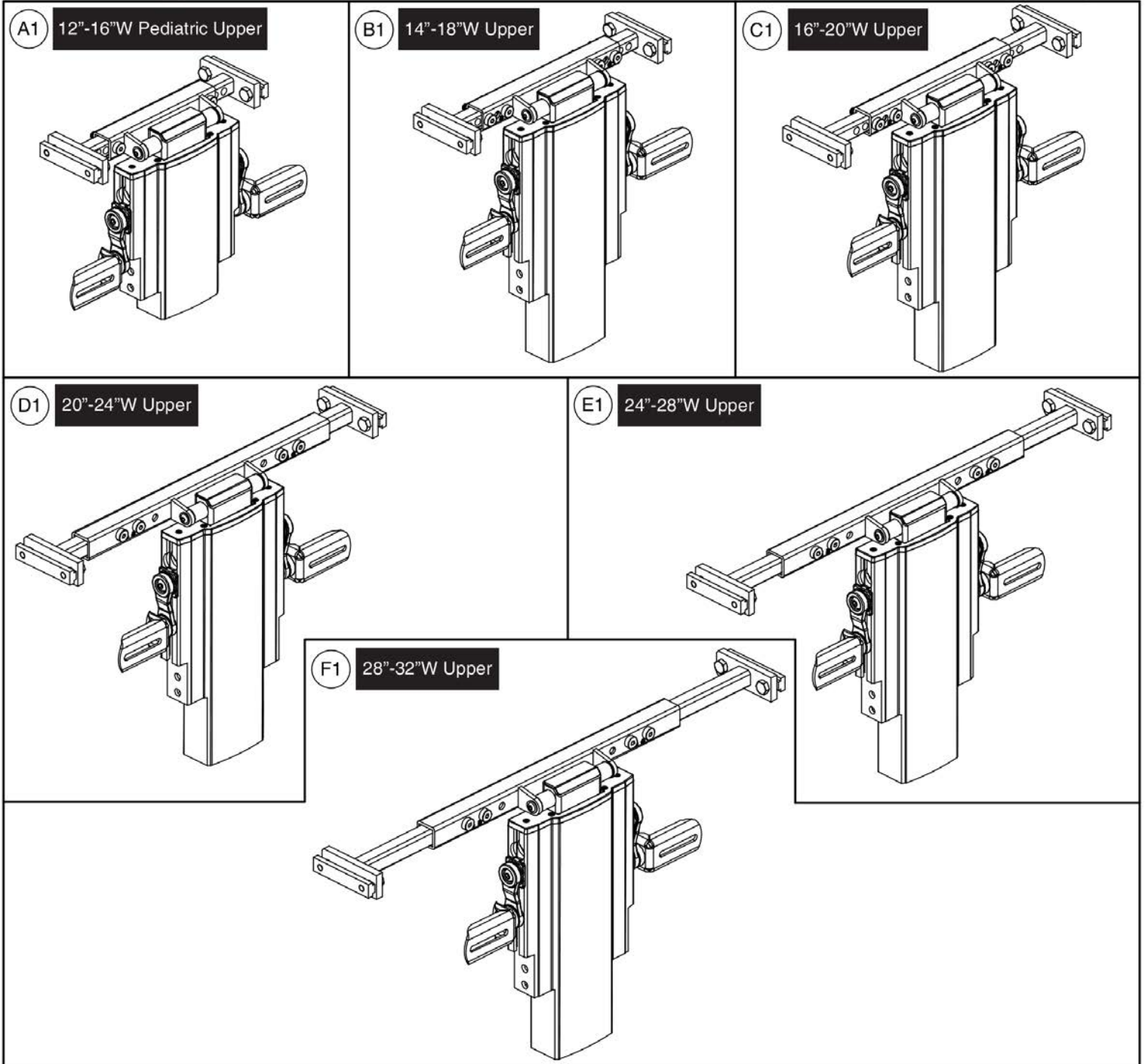
TB3 Seating



Item	Part No.	Name	Qty
A1		ADJUSTABLE CENTER MOUNT FOOT PLATFORM,UPPER PIVOT ASSY,PEDIATRIC,TRU-BALANCE 3	1
B1	BLTASHL1131	BOLT, SHOULDER, M8 X 35, ISO 7379, CL 12.9, BZ	2
C1	BRGFLNG1065	BEARING,FLANGE0.375"ID X .46875"OD X .500"TH,.687" FOD X .046" FTH	2
D1	SCRSETS1150	SCREW,SET,M10-1.25 X 25MM,CUP POINT,GR 10.9,W/PATCH	2
E1	SCRSHCS1127	SCREW,SHCS,BLACK ZINC,M4-.7 X 10MM,GRADE 8.8	2
F1	WASNYLN1128	WASHER,NYLON,0.438" ID X 0.675" OD X 0.0625" TH	2
G1	BRGFLNG1066	BEARING,FLANGE,.4375"ID X .531"OD X .75"FOD X .046"FTH	4
H1	DWR1304D068	FOOTPLATE,5.00" X 12.00,W/MAT,RIGHT,D-1304-068	1
I1	DWR1304D069	FOOTPLATE,5.00" X 12.00",W/MAT,LEFT,D-1304-069	1
J1	DWR1404C007	PIVOT BRACKET WELDMENT,CENTER MOUNT LEGREST,LEFT	1
K1	DWR1404C008	PIVOT BRACKET WELDMENT,CENTER MOUNT LEGREST,RIGHT	1
L1	SCRASBH1251	SCREW,BHSCS,M8 X 1.25T X 20MM,GRADE 10.9,W/PATCH	4
M1	NUTNYLK1019	NUT,NYLOCK,BLACK ZINC,M6-1.0	2
N1	SCRHHCS1727	SCREW,HHCS,BLACK ZINC,M8-1.25 X 20MM,GRADE 10.9,W/NYLON PATCH,C-1005-098	4
O1		UPPER PIVOT WELDMENT,CENTERMOUNT FOOT PLATFORM,TB3	1
P1	DWR1404B003	NUT,FLAT,BLACK ZINC,M8-1.25,LOWER ADJUSTMENT,B-1404-003	2
Q1	SCRASBH1330	SCREW,BHSCS,BLACK ZINC,M8-1.25 X 20MM,FLANGED,10.9,PATCH	2
R1	SCRSHFH1203	SCREW,FLAT HEAD,M8X1.25 X 20,10.9,BZ	4
S1	WASSTND1102	WASHER,FLAT,BLACK ZINC,M8	4
T1	MEC136423	FOOTPLATE,ASSY,5.00" X 8.00",CENTER MOUNT AFP,RIGHT	1
U1	MEC136623	FOOTPLATE,ASSY,5.00" X 8.00",CENTER MOUNT AFP,LEFT	1
V1		SCREW,SET,M5-0.8 X 5MM,FLAT POINT,W/NYLON PATCH,	4
W1		MAT,STANDARD FOOTPLATE,RIGHT	1
X1		MAT,STANDARD FOOTPLATE,LEFT	1

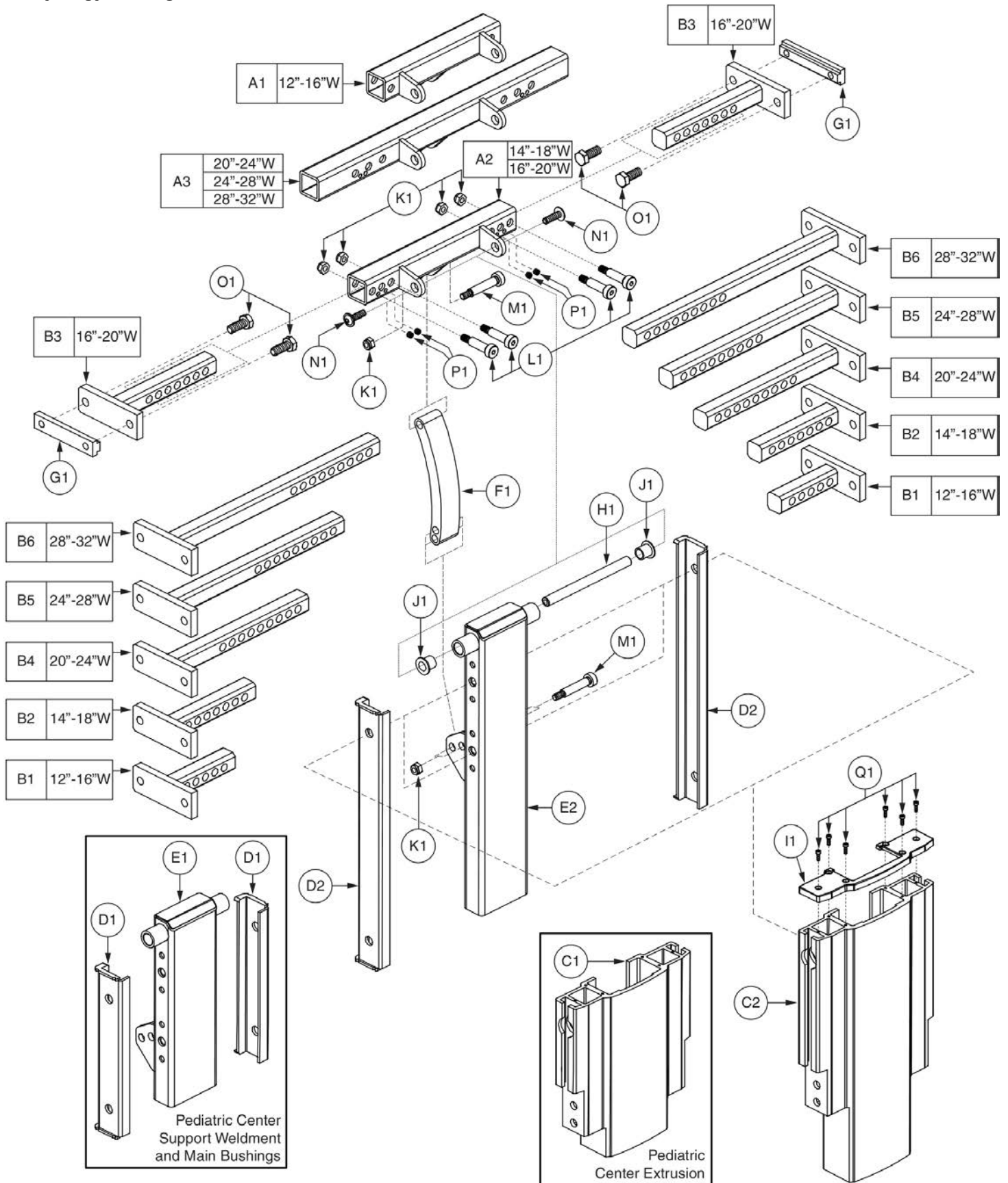
TB2 & Synergy Seating

Note: The Upper assemblies DO NOT contain the Calf Pads. They must be selected separately.



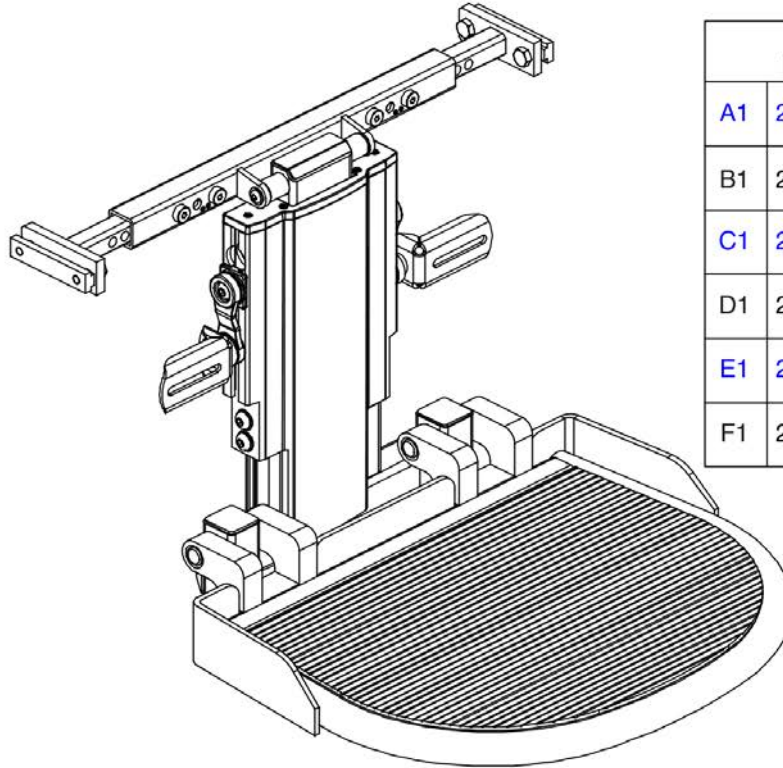
Item	Part No.	Name	Qty
A1	FRMASMB17944	TB2 ADJUSTABLE CENTER MOUNT FOOT PLATFORM,ASSY,12"W-16"W,PEDIATRIC,W/MOUNTING HARDWARE	1
B1	FRMASMB17945	TB2 ADJUSTABLE CENTER MOUNT FOOT PLATFORM,ASSY,14"W-18"W,W/MOUNTING HARDWARE	1
C1	FRMASMB17946	TB2 ADJUSTABLE CENTER MOUNT FOOT PLATFORM,ASSY,16"W-20"W,W/MOUNTING HARDWARE	1
D1	RIG155637	TB2 ADJUSTABLE CENTER MOUNT FOOT PLATFORM,ASSY,20"W-24"W,W/MOUNTING HARDWARE	1
E1	RIG155527	TB2 ADJUSTABLE CENTER MOUNT FOOT PLATFORM,ASSY,24"W-28"W,W/MOUNTING HARDWARE	1
F1	RIG155528	TB2 ADJUSTABLE CENTER MOUNT FOOT PLATFORM,ASSY,28"W-32"W,W/MOUNTING HARDWARE	1

TB2 & Synergy Seating

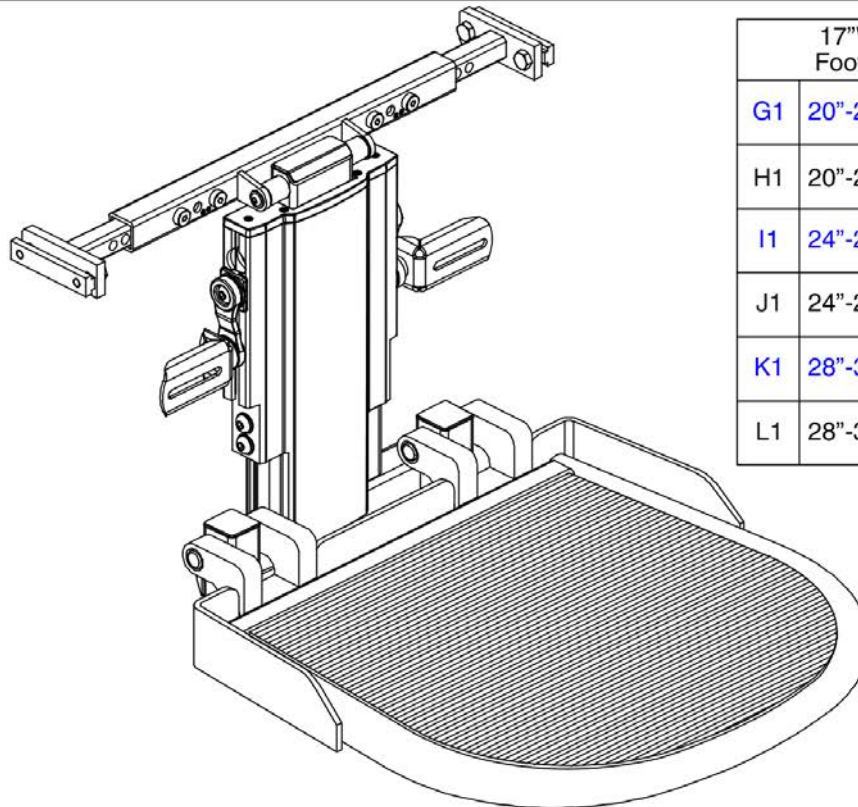


Item	Part No.	Name	Qty
A1	DWR1404D040	CENTER MOUNT SUPPORT WELDMENT,UPPER PIVOT,12"W-16"W	1
A2	DWR1404D012	CENTER MOUNT SUPPORT WELDMENT,UPPER PIVOT,14"W-20"W	1
A3	DWR1404D042	CENTER MOUNT SUPPORT WELDMENT,UPPER PIVOT,20"W-32"W	1
B1	DWR1404C046	BRACKET,WIDTH ADJUSTMENT WELDMENT,12"W-16"W,CENTER MOUNT LEGREST,C-1404-046	1
B2	DWR1404C064	BRACKET,WIDTH ADJUSTMENT WELDMENT,14"W-18"W,CENTER MOUNT LEGREST,C-1404-064	1
B3	DWR1404C065	BRACKET,WIDTH ADJUSTMENT WELDMENT,16"W-20"W,CENTER MOUNT LEGREST,C-1404-065	1
B4	DWR1404C066	BRACKET,WIDTH ADJUSTMENT WELDMENT,20"W-24"W,CENTER MOUNT LEGREST,C-1404-066	1
B5	DWR1404C047	BRACKET,WIDTH ADJUSTMENT WELDMENT,24"W-28"W,CENTER MOUNT LEGREST,C-1404-047	1
B6	DWR1404C048	BRACKET,WIDTH ADJUSTMENT WELDMENT,28"W-32"W,CENTER MOUNT LEGREST,C-1404-048	1
C1		CENTER MOUNT EXTRUSION,PEDIATRIC,D-1404-039	1
C2		CENTER MOUNT EXTRUSION,MAIN,E-1404-001	1
D1		BUSHING,7.22"L,CENTER MOUNT LEGREST,PEDIATRIC,D-1404-043	2
D2		BUSHING,11.22"L,ADJUSTABLE CENTER MOUNT FOOT PLATFORM	2
E1		CENTER MOUNT SUPPORT WELDMENT,LOWER,8"L-12"L	1
E2	DWR1404D010	CENTER MOUNT SUPPORT WELDMENT,LOWER,10"L-19"L	1
F1		BRACKET,LINKAGE,ANGLE ADJUSTABLE,CENTER MOUNT LEGREST	1
G1	DWR1404C058	T-NUT,BLACK ZINC,M8-1.25,C-1404-058	2
H1	DWR1404C063	PIVOT ROD,UPPER,AFP	1
I1		EXTRUSION END CAP, TOP,BLACK,CENTER MOUNT LEGREST	1
J1	BRGFLNG1065	BEARING,FLANGE0.375"ID X .46875"OD X .500"TH,.687" FOD X .046" FTH	2
K1	NUTNYLK1019	NUT,NYLOCK,BLACK ZINC,M6-1.0	6
L1	BLTASHL1088	BOLT, SHOULDER, M8 X 25, ISO 7379, CL 12.9, BZ	4
M1	BLTASHL1131	BOLT, SHOULDER, M8 X 35, ISO 7379, CL 12.9, BZ	2
N1	SCRASBH1331	SCREW,BHSCS,M6-1.0 X 20MM,FLANGED,GR 10.9,W/PATCH	2
O1	SCRHHCS1727	SCREW,HHCS,BLACK ZINC,M8-1.25 X 20MM,GRADE 10.9,W/NYLON PATCH,C-1005-098	4
P1		SCREW,SET,M5-0.8 X 5MM,FLAT POINT,W/NYLON PATCH,	4
Q1		SCREW,SHCS,M2.5-0.45 X 8MM,W/NYLON PATCH,C-1005-100	6

TB2 & Synergy Seating



17\"W x 13\"D Foot Platform		
A1	20\"-24\"W	10\"-16\"L
B1	20\"-24\"W	13\"-19\"L
C1	24\"-28\"W	10\"-16\"L
D1	24\"-28\"W	13\"-19\"L
E1	28\"-32\"W	10\"-16\"L
F1	28\"-32\"W	13\"-19\"L

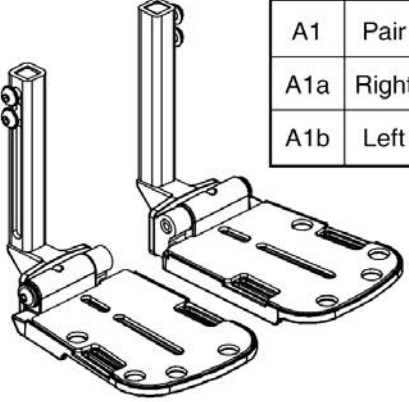
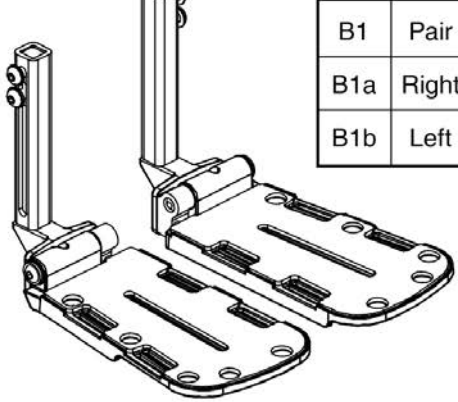
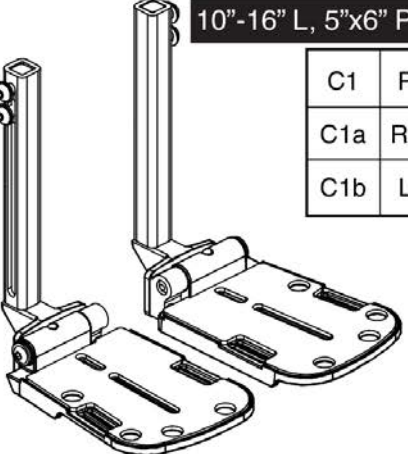
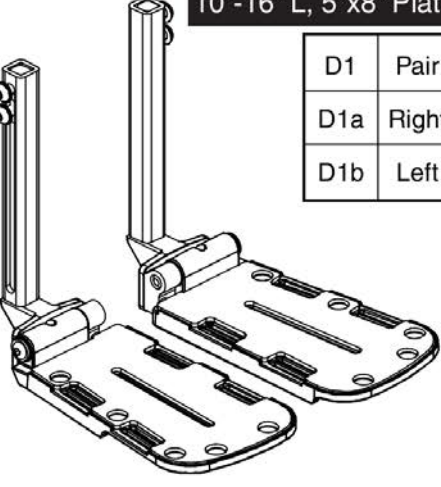
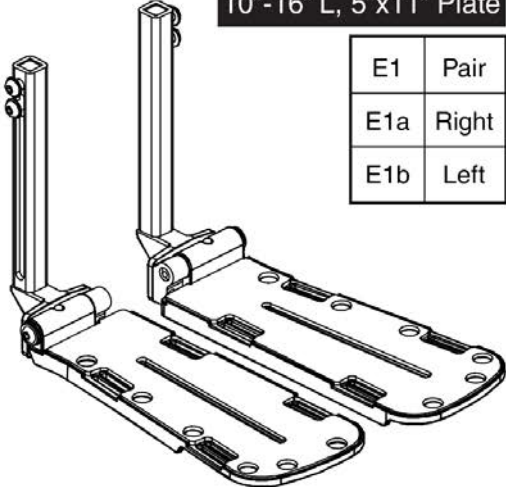
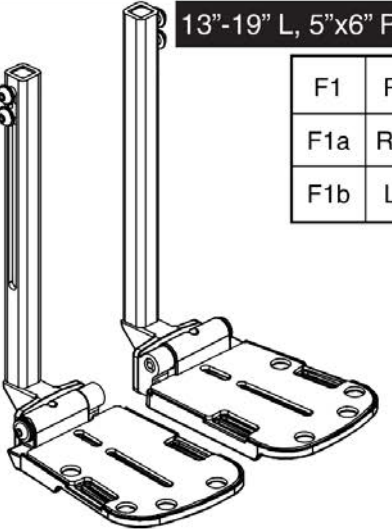
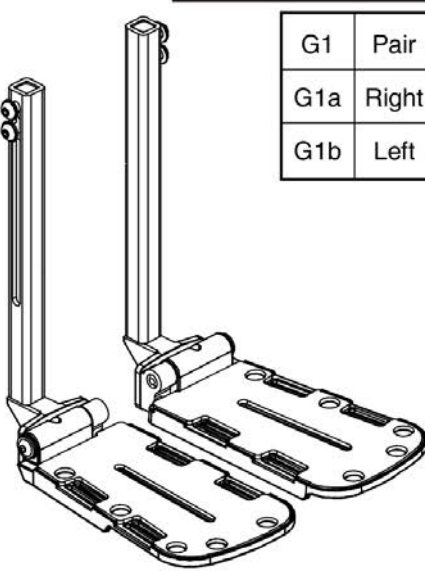
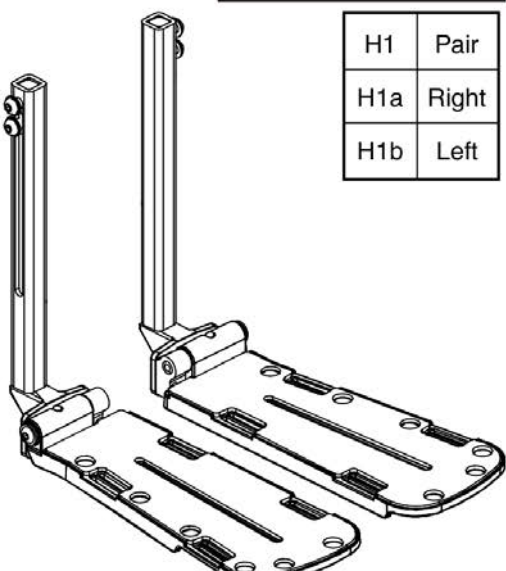
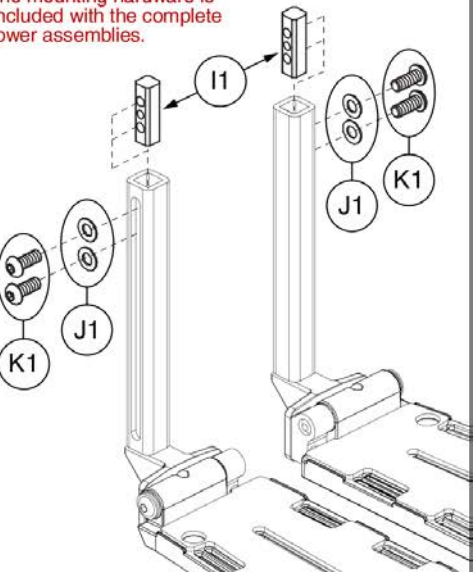


17\"W x 16\"D Foot Platform		
G1	20\"-24\"W	10\"-16\"L
H1	20\"-24\"W	13\"-19\"L
I1	24\"-28\"W	10\"-16\"L
J1	24\"-28\"W	13\"-19\"L
K1	28\"-32\"W	10\"-16\"L
L1	28\"-32\"W	13\"-19\"L

***Please Note: These assemblies DO NOT contain the Calf Pads.
They must be selected separately***

Item	Part No.	Name	Qty
A1	RIG123290	ADJUSTABLE CENTER MOUNT BARIATRIC FOOT PLATFORM,ASSY,20"W-24"W,10"-16"L,13"D,W/MOUNTING HARDWARE	1
B1	RIG123291	ADJUSTABLE CENTER MOUNT BARIATRIC FOOT PLATFORM,ASSY,20"W-24"W,13"-19"L,13"D,W/MOUNTING HARDWARE	1
C1	RIG123292	ADJUSTABLE CENTER MOUNT BARIATRIC FOOT PLATFORM,ASSY,24"W-28"W,10"-16"L,13"D,W/MOUNTING HARDWARE	1
D1	RIG123293	ADJUSTABLE CENTER MOUNT BARIATRIC FOOT PLATFORM,ASSY,24"W-28"W,13"-19"L,13"D,W/MOUNTING HARDWARE	1
E1	RIG123294	ADJUSTABLE CENTER MOUNT BARIATRIC FOOT PLATFORM,ASSY,28"W-32"W,10"-16"L,13"D,W/MOUNTING HARDWARE	1
F1	RIG123295	ADJUSTABLE CENTER MOUNT BARIATRIC FOOT PLATFORM,ASSY,28"W-32"W,13"-19"L,13"D,W/MOUNTING HARDWARE	1
G1	RIGASMB7120012	ADJUSTABLE CENTER MOUNT BARIATRIC FOOT PLATFORM,ASSY,20"W-24"W,10"-16"L,16"D,W/MOUNTING HARDWARE	1
H1	RIGASMB7120013	ADJUSTABLE CENTER MOUNT BARIATRIC FOOT PLATFORM,ASSY,20"W-24"W,13"-19"L,16"D,W/MOUNTING HARDWARE	1
I1	RIGASMB7120014	ADJUSTABLE CENTER MOUNT BARIATRIC FOOT PLATFORM,ASSY,24"W-28"W,10"-16"L,16"D,W/MOUNTING HARDWARE	1
J1	RIGASMB7120015	ADJUSTABLE CENTER MOUNT BARIATRIC FOOT PLATFORM,ASSY,24"W-28"W,13"-19"L,16"D,W/MOUNTING HARDWARE	1
K1	RIGASMB7120016	ADJUSTABLE CENTER MOUNT BARIATRIC FOOT PLATFORM,ASSY,28"W-32"W,10"-16"L,16"D,W/MOUNTING HARDWARE	1
L1	RIGASMB7120017	ADJUSTABLE CENTER MOUNT BARIATRIC FOOT PLATFORM,ASSY,28"W-32"W,13"-19"L,16"D,W/MOUNTING HARDWARE	1

6.2. Center Mount Foot Platform Lowers & Footplates

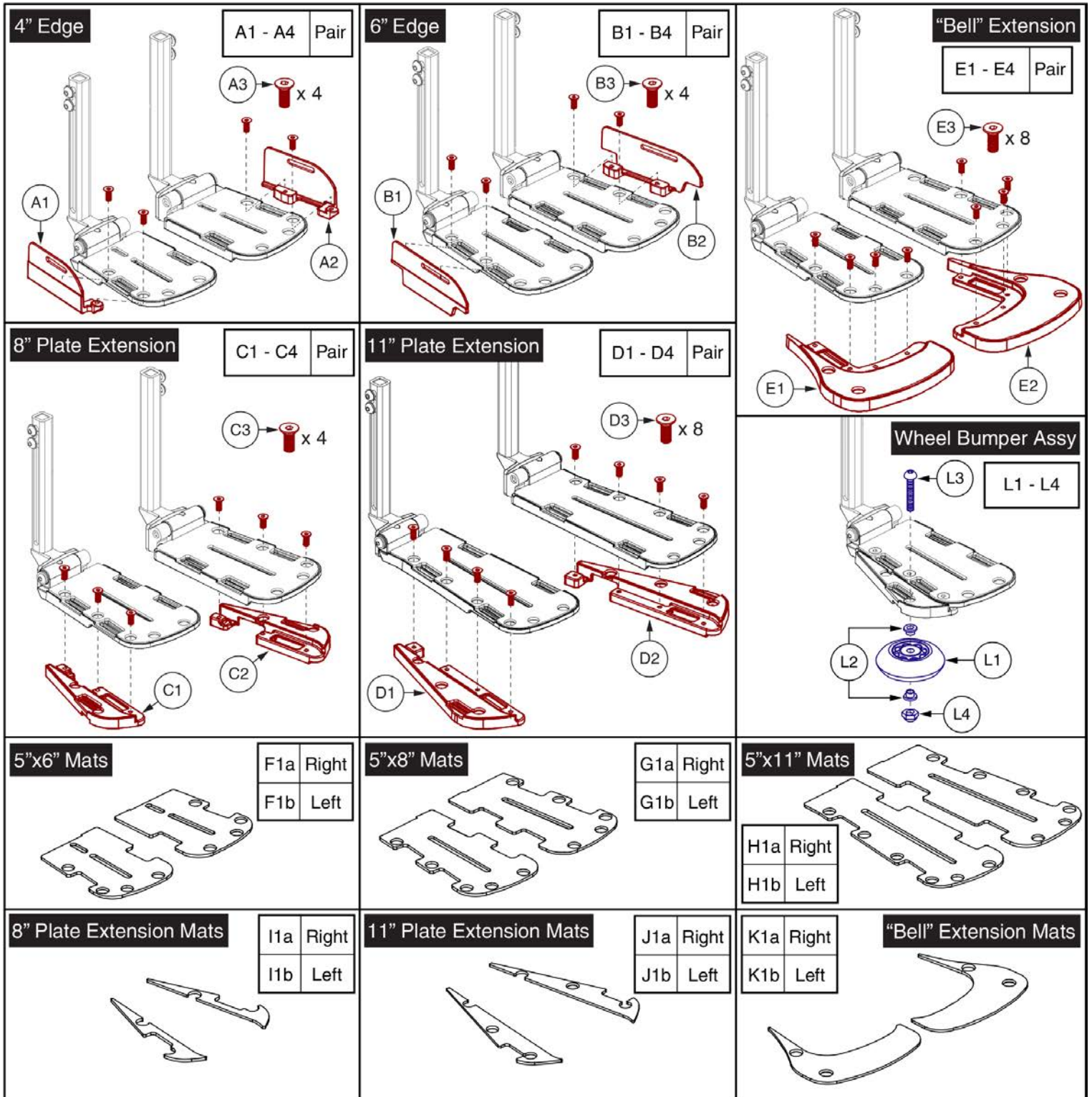
<p>Pediatric, 5"x6" Plate</p>  <table border="1" data-bbox="386 262 544 430"> <tr><td>A1</td><td>Pair</td></tr> <tr><td>A1a</td><td>Right</td></tr> <tr><td>A1b</td><td>Left</td></tr> </table>	A1	Pair	A1a	Right	A1b	Left	<p>Pediatric, 5"x8" Plate</p>  <table border="1" data-bbox="901 262 1058 430"> <tr><td>B1</td><td>Pair</td></tr> <tr><td>B1a</td><td>Right</td></tr> <tr><td>B1b</td><td>Left</td></tr> </table>	B1	Pair	B1a	Right	B1b	Left	<p>10"-16" L, 5"x6" Plate</p>  <table border="1" data-bbox="1404 262 1562 430"> <tr><td>C1</td><td>Pair</td></tr> <tr><td>C1a</td><td>Right</td></tr> <tr><td>C1b</td><td>Left</td></tr> </table>	C1	Pair	C1a	Right	C1b	Left
A1	Pair																			
A1a	Right																			
A1b	Left																			
B1	Pair																			
B1a	Right																			
B1b	Left																			
C1	Pair																			
C1a	Right																			
C1b	Left																			
<p>10"-16" L, 5"x8" Plate</p>  <table border="1" data-bbox="386 735 544 903"> <tr><td>D1</td><td>Pair</td></tr> <tr><td>D1a</td><td>Right</td></tr> <tr><td>D1b</td><td>Left</td></tr> </table>	D1	Pair	D1a	Right	D1b	Left	<p>10"-16" L, 5"x11" Plate</p>  <table border="1" data-bbox="901 735 1058 903"> <tr><td>E1</td><td>Pair</td></tr> <tr><td>E1a</td><td>Right</td></tr> <tr><td>E1b</td><td>Left</td></tr> </table>	E1	Pair	E1a	Right	E1b	Left	<p>13"-19" L, 5"x6" Plate</p>  <table border="1" data-bbox="1404 735 1562 903"> <tr><td>F1</td><td>Pair</td></tr> <tr><td>F1a</td><td>Right</td></tr> <tr><td>F1b</td><td>Left</td></tr> </table>	F1	Pair	F1a	Right	F1b	Left
D1	Pair																			
D1a	Right																			
D1b	Left																			
E1	Pair																			
E1a	Right																			
E1b	Left																			
F1	Pair																			
F1a	Right																			
F1b	Left																			
<p>13"-19" L, 5"x8" Plate</p>  <table border="1" data-bbox="386 1281 544 1449"> <tr><td>G1</td><td>Pair</td></tr> <tr><td>G1a</td><td>Right</td></tr> <tr><td>G1b</td><td>Left</td></tr> </table>	G1	Pair	G1a	Right	G1b	Left	<p>13"-19" L, 5"x11" Plate</p>  <table border="1" data-bbox="901 1281 1058 1449"> <tr><td>H1</td><td>Pair</td></tr> <tr><td>H1a</td><td>Right</td></tr> <tr><td>H1b</td><td>Left</td></tr> </table>	H1	Pair	H1a	Right	H1b	Left	<p>Lower Mounting Hardware</p>  <p>*The mounting hardware is included with the complete lower assemblies.</p>						
G1	Pair																			
G1a	Right																			
G1b	Left																			
H1	Pair																			
H1a	Right																			
H1b	Left																			

Gen. 2 AFP and CMT Tapered Footplates

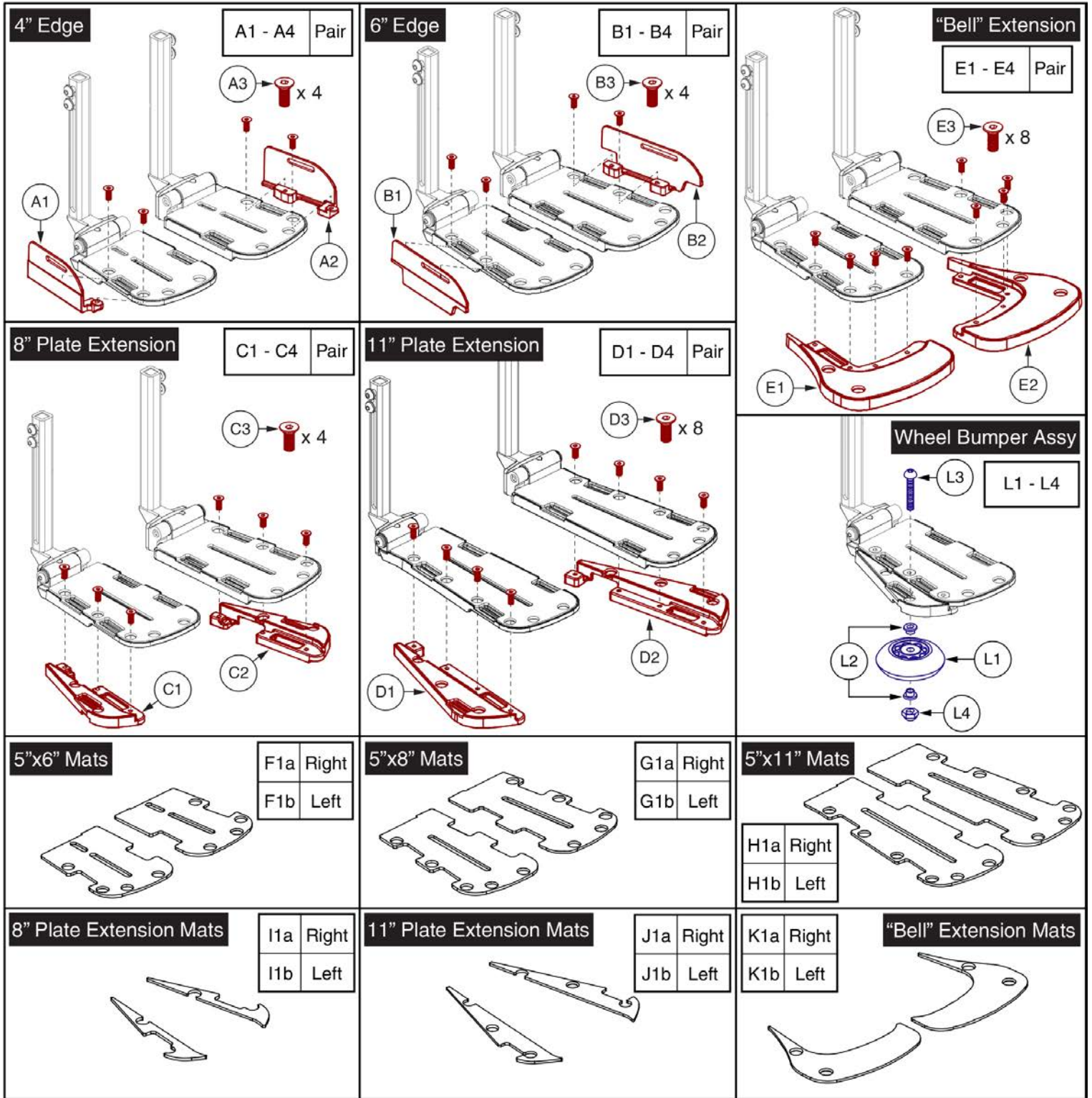


Item	Part No.	Name	Qty
A1	RIG152577	ADJUSTABLE CENTER MOUNT FOOT PLATFORM,ASSY,PEDIATRIC LENGTH,5.00" X 6.00" ANGLE ADJUSTABLE FOOTPLATES & MOUNTING HARDWARE	1
A1a	MEC152553	FOOTPLATE,ASSY,5" X 6",CAST,PEDIATRIC LENGTH,RIGHT	1
A1b	MEC152554	FOOTPLATE,ASSY,5" X 6",CAST,PEDIATRIC LENGTH,LEFT	1
B1	RIG152578	ADJUSTABLE CENTER MOUNT FOOT PLATFORM,ASSY,PEDIATRIC LENGTH,5.00" X 8.00" ANGLE ADJUSTABLE FOOTPLATES & MOUNTING HARDWARE	1
B1a	MEC152555	FOOTPLATE,ASSY,5" X 8",CAST,PEDIATRIC ADJUSTMENT,RIGHT	1
B1b	MEC152556	FOOTPLATE,ASSY,5" X 8",CAST,PEDIATRIC ADJUSTMENT,LEFT	1
C1	RIG150206	ANGLE ADJUSTABLE FOOTPLATES,ASSY,10-16" EXT,5.00" X 6.00" ,CENTER MOUNT/AFP,PAIR	1
C1a	MEC141648	FOOTPLATE,ASSY,5" X 6",CAST,10"-16" LENGTH,RIGHT	1
C1b	MEC141650	FOOTPLATE,ASSY,5" X 6",CAST,10"-16" LENGTH,LEFT	1
D1	RIG150203	ANGLE ADJUSTABLE FOOTPLATES,ASSY,10-16" EXT,5.00" X 8.00" ,CENTER MOUNT/AFP,PAIR	1
D1a	MEC141241	FOOTPLATE,ASSY,5" X 8",CAST,10"-16" LENGTH,RIGHT	1
D1b	MEC141646	FOOTPLATE,ASSY,5" X 8",CAST,10"-16" LENGTH,LEFT	1
E1	RIG150212	ANGLE ADJUSTABLE FOOTPLATES,ASSY,10-16" EXT,5.00" X 11.00",CENTER MOUNT/AFP,PAIR	1
E1a	MEC144220	FOOTPLATE,ASSY,5" X 11",CAST,10"-16" LENGTH,RIGHT	1
E1b	MEC144221	FOOTPLATE,ASSY,5" X 11",CAST,10"-16" LENGTH,LEFT	1
F1	RIG151505	ANGLE ADJUSTABLE FOOTPLATES,ASSY,13-19" EXT,5.00" X 6.00",CENTER MOUNT/AFP,PAIR	1
F1a	MEC151472	FOOTPLATE,ASSY,5" X 6",CAST,13"-19" LENGTH,RIGHT	1
F1b	MEC151365	FOOTPLATE,ASSY,5" X 6",CAST,13"-19" LENGTH,LEFT	1
G1	RIG151506	ANGLE ADJUSTABLE FOOTPLATES,ASSY,13-19" EXT,5.00" X 8.00",CENTER MOUNT/AFP,PAIR	1
G1a	MEC151470	FOOTPLATE,ASSY,5" X 8",CAST,13"-19" LENGTH,RIGHT	1
G1b	MEC151369	FOOTPLATE,ASSY,5" X 8",CAST,13"-19" LENGTH,LEFT	1
H1	RIG151508	ANGLE ADJUSTABLE FOOTPLATES,ASSY,13-19" EXT,5.00" X 11.00",CENTER MOUNT/AFP,PAIR	1
H1a	MEC151473	FOOTPLATE,ASSY,5" X 11",CAST,13"-19" LENGTH,RIGHT	1
H1b	MEC151468	FOOTPLATE,ASSY,5" X 11",CAST,13"-19" LENGTH,LEFT	1
I1	DWR1404B003	NUT,FLAT,BLACK ZINC,M8-1.25,LOWER ADJUSTMENT,B-1404-003	2
J1	HDW138262	WASHER, FLAT, 8.4 ID X 16 OD X 1.6 THK, ISO 7089-8-200 HV, BZ	4
K1	SCRASBH1251	SCREW,BHSCS,M8 X 1.25T X 20MM,GRADE 10.9,W/PATCH	4

6.2. Center Mount Foot Platform Lower & Footplates

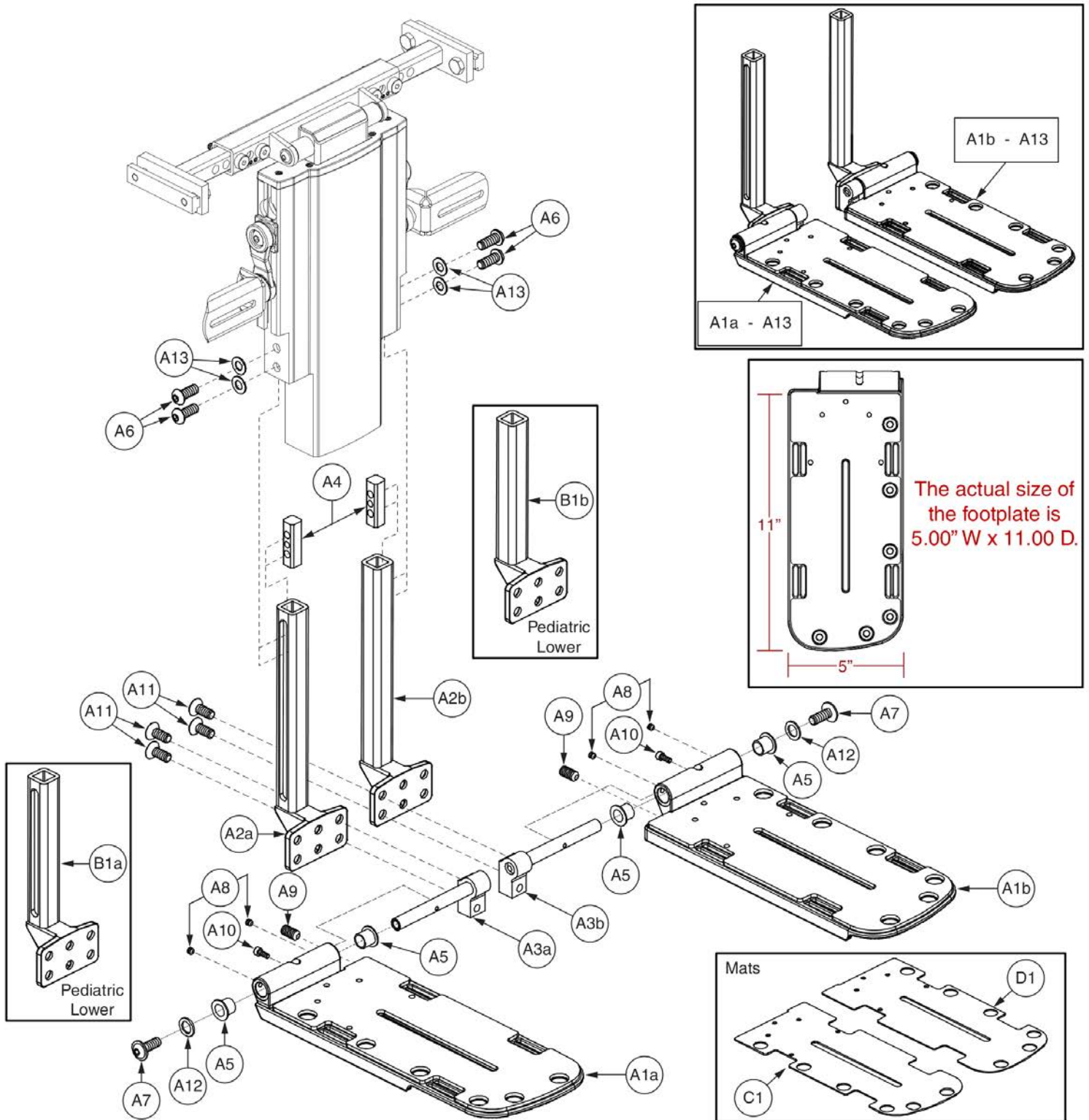


Item	Part No.	Name	Qty
A1 - A4	RIG152510	BRACKET,ASSY,4" FOOTPLATE OUTSIDE EDGE,PAIR	1
A1	MEC142335	FOOTPLATE,OUTSIDE EDGE,4",RIGHT	1
A2	MEC142336	FOOTPLATE,OUTSIDE EDGE,4",LEFT	1
A3	SCRSHFH1022	SCREW,SHFH,BLACK ZINC,M6-1.0 X 16MM	4
A4		MANUAL,INSTALLATION INSTRUCTIONS,TAPERED FOOTPLATE	1
B1 - B4	RIG152516	BRACKET,ASSY,6" FOOTPLATE OUTSIDE EDGE,PAIR	1
B1	MEC142330	FOOTPLATE,OUTSIDE EDGE,6",RIGHT	1
B2	MEC142331	FOOTPLATE,OUTSIDE EDGE,6",LEFT	1
B3	SCRSHFH1022	SCREW,SHFH,BLACK ZINC,M6-1.0 X 16MM	4
B4		MANUAL,INSTALLATION INSTRUCTIONS,TAPERED FOOTPLATE	1
C1 - C4	RIG152517	BRACKET,ASSY,FOOTPLATE WIDTH EXTENSION FOR 8",PAIR	1
C1	MEC142570	FOOTPLATE,EXTENSION,W/MAT,TAPERED,8",RIGHT	1
C2	MEC142573	FOOTPLATE,EXTENSION,W/MAT,TAPERED,8",LEFT	1
C3	SCRSHFH1022	SCREW,SHFH,BLACK ZINC,M6-1.0 X 16MM	6
C4		MANUAL,INSTALLATION INSTRUCTIONS,TAPERED FOOTPLATE	1
D1 - D4	RIG152518	BRACKET,ASSY,FOOTPLATE WIDTH EXTENSION FOR 11",PAIR	1
D1	MEC142502	FOOTPLATE,EXTENSION,W/MAT,TAPERED,11",RIGHT	1
D2	MEC142537	FOOTPLATE,EXTENSION,W/MAT,TAPERED,11",LEFT	1
D3	SCRSHFH1022	SCREW,SHFH,BLACK ZINC,M6-1.0 X 16MM	8
D4		MANUAL,INSTALLATION INSTRUCTIONS,TAPERED FOOTPLATE	1
E1 - E4	RIG152519	BRACKET,ASSY,FOOTPLATE BELL SHAPED EXTENSION,PAIR	1
E1	MEC144456	FOOTPLATE,EXTENSION,UPPER,TAPERED,W/MAT,RIGHT	1
E2	MEC144485	FOOTPLATE,EXTENSION,UPPER,TAPERED,W/MAT,LEFT	1
E3	SCRSHFH1022	SCREW,SHFH,BLACK ZINC,M6-1.0 X 16MM	8
E4		MANUAL,INSTALLATION INSTRUCTIONS,TAPERED FOOTPLATE	1
F1a	MEC144155	MAT, FOOTPLATE,5" X 6",TAPERED,RIGHT	1
F1b	MEC144168	MAT,FOOTPLATE,5" X 6",TAPERED,LEFT	1
G1a	MEC144127	MAT, FOOTPLATE,5" X 8",TAPERED,RIGHT	1
G1b	MEC144134	MAT, FOOTPLATE,5" X 8",TAPERED,LEFT	1
H1a	MEC144053	MAT, FOOTPLATE,5" X 11",TAPERED RIGHT	1
H1b	MEC144061	MAT, FOOTPLATE,5" X 11",TAPERED,LEFT	1
I1a	DGN142568	MAT,FOOTPLATE EXTENSION,TAPERED,8",RIGHT	1
I1b	DGN142571	MAT,FOOTPLATE EXTENSION,TAPERED,8",LEFT	1
J1a	DGN142501	MAT,FOOTPLATE EXTENSION,TAPERED,11",RIGHT	1
J1b	DGN142516	MAT,FOOTPLATE EXTENSION,TAPERED,11",LEFT	1
K1a	MEC144455	MAT,FOOTPLATE EXTENSION,UPPER,TAPERED,RIGHT	1



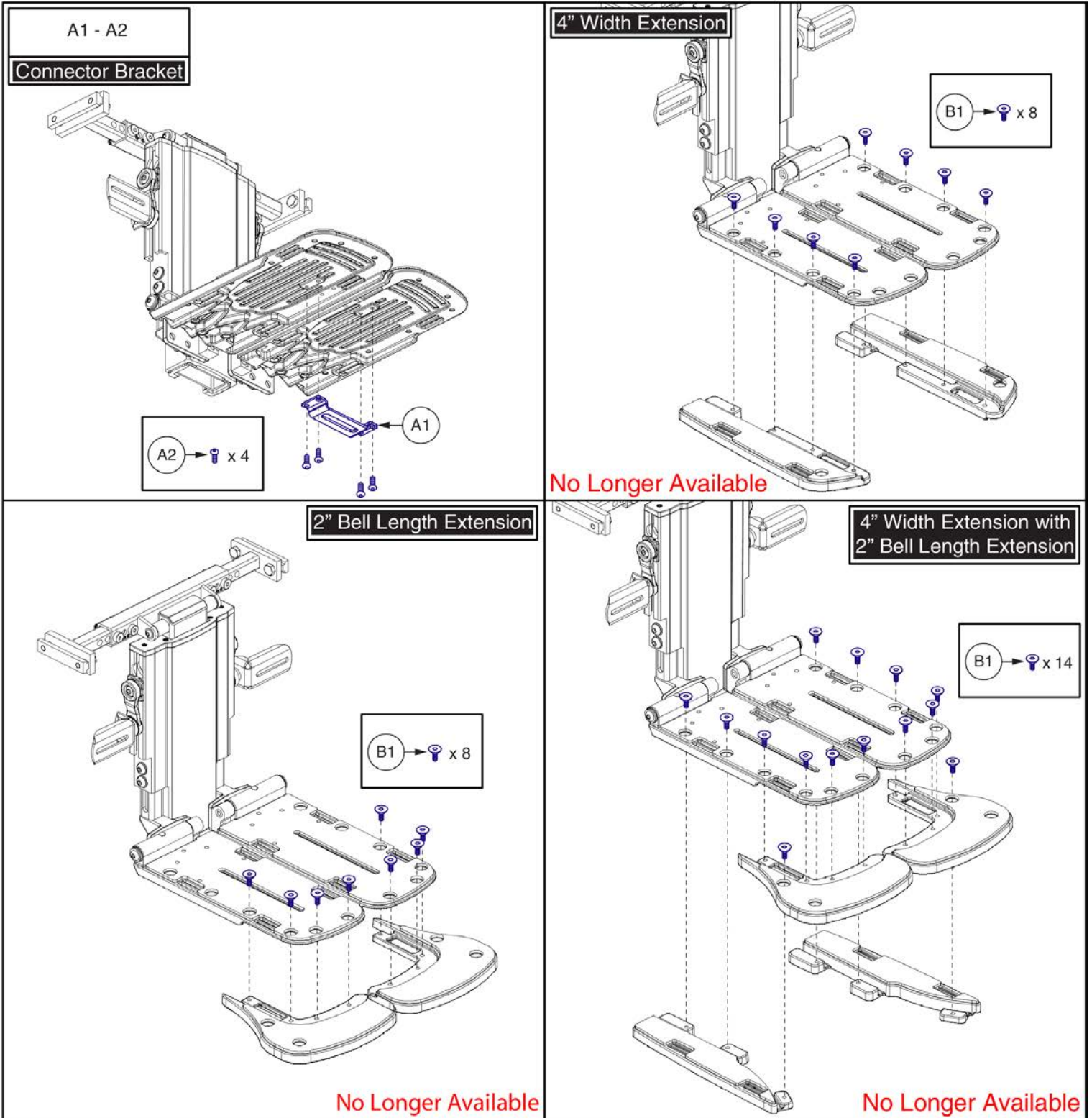
Item	Part No.	Name	Qty
K1b	MEC144484	MAT,FOOTPLATE EXTENSION,UPPER,TAPERED,LEFT	1
L1 - L4	WHL1612226	WHEEL,ASSY,BUMPER,ANGLE ADJUSTABLE FOOTPLATE	1
L1	WHLATIP1004	WHEEL,ANTI-TIP,BLACK,3" DIAMETER	1
L2	BSHNYLN1003	BUSHING, FLANGE,WHITE,NYLON,0.260"ID X 0.312"OD X 0.4375"TH X 0.513" FOD X 0.0625"FTH,(MICRO PLASTICS:10SC250037)	2
L3	SCRSHFH1076	SCREW, SHFH,BLACK ZINC,1/4-20 X 1.75"	1
L4	NUTACRN1029	NUT,ACORN,1/4-20,W/NYLON PATCH	1

6.2. Center Mount Foot Platform Lower & Footplates



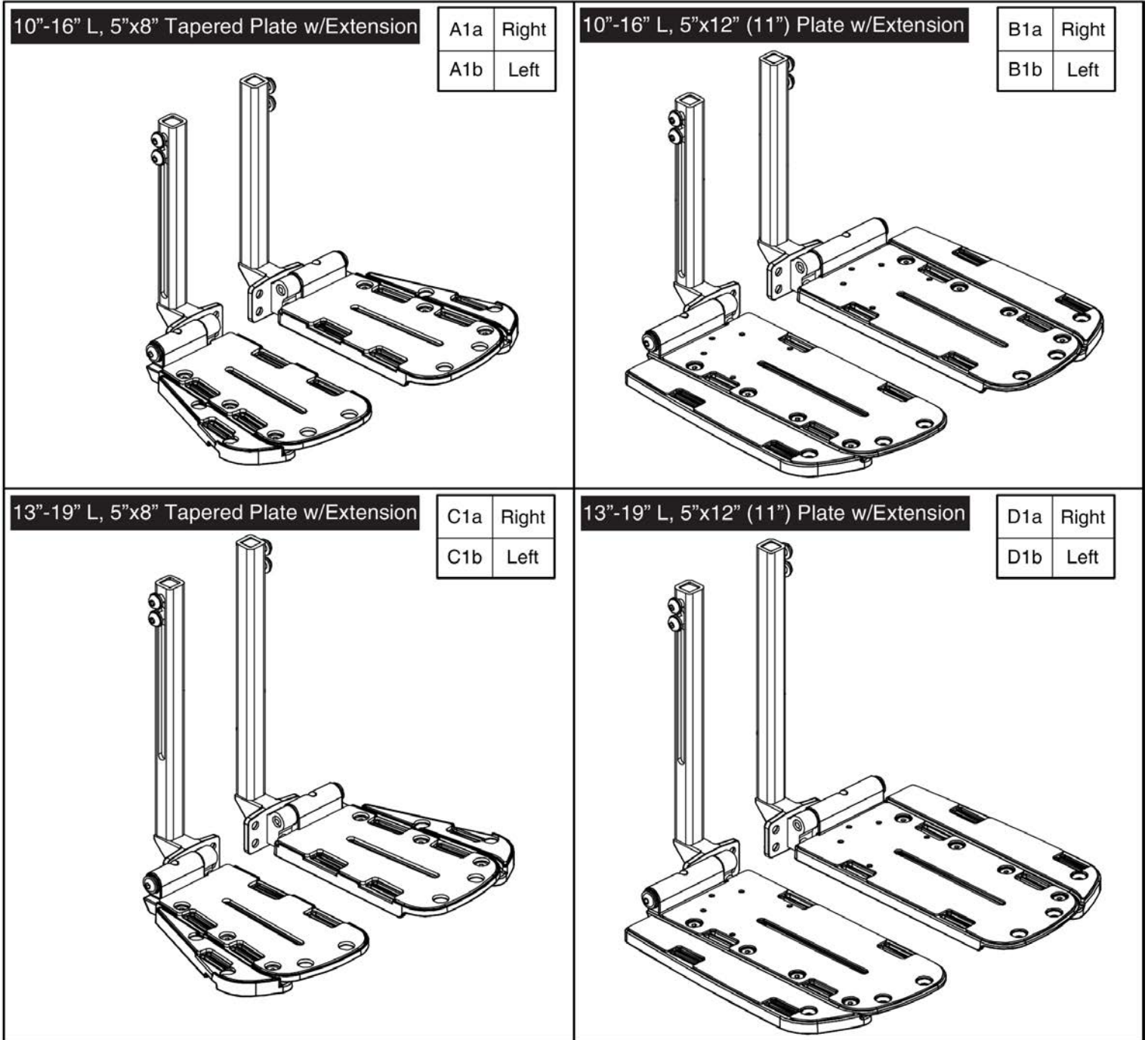
Item	Part No.	Name	Qty
A1a - A13		FOOTPLATE,ASSY,5" X 12",RIGHT	
A1b - A13		FOOTPLATE,ASSY,5" X 12",LEFT	
A1a	DWR1304D068	FOOTPLATE,5.00" X 12.00,W/MAT,RIGHT,D-1304-068	
A1b	DWR1304D069	FOOTPLATE,5.00" X 12.00",W/MAT,LEFT,D-1304-069	
A2a	DWR1404C006	BRACKET,LENGTH ADJUSTMENT WELDMENT,CENTER MOUNT LEGREST,RIGHT,C-1404-006	
A2b	DWR1404C005	BRACKET,LENGTH ADJUSTMENT WELDMENT,CENTER MOUNT LEGREST,LEFT,C-1404-005	
A3a	DWR1404C008	PIVOT BRACKET WELDMENT,CENTER MOUNT LEGREST,RIGHT	
A3b	DWR1404C007	PIVOT BRACKET WELDMENT,CENTER MOUNT LEGREST,LEFT	
A4	DWR1404B003	NUT,FLAT,BLACK ZINC,M8-1.25,LOWER ADJUSTMENT,B-1404-003	
A5	BRGFLNG1066	BEARING,FLANGE,.4375"ID X .531"OD X .75"FOD X .046"FTH	
A6	SCRASBH1251	SCREW,BHSCS,M8 X 1.25T X 20MM,GRADE 10.9,W/PATCH	
A7	SCRASBH1330	SCREW,BHSCS,BLACK ZINC,M8-1.25 X 20MM,FLANGED,10.9,PATCH	
A8		SCREW,SET,M5-0.8 X 5MM,FLAT POINT,W/NYLON PATCH,	
A9	SCRSETS1150	SCREW,SET,M10-1.25 X 25MM,CUP POINT,GR 10.9,W/PATCH	
A10	SCRSHCS1127	SCREW,SHCS,BLACK ZINC,M4-.7 X 10MM,GRADE 8.8	
A11	SCRSHFH1203	SCREW,FLAT HEAD,M8X1.25 X 20,10.9,BZ	
A12	WASNYLN1128	WASHER,NYLON,0.438" ID X 0.675" OD X 0.0625" TH	
A13	WASSTND1102	WASHER,FLAT,BLACK ZINC,M8	
B1a	DWR1404C042	BRACKET,LENGTH ADJUSTMENT WELDMENT,CENTER MOUNT LEGREST,PEDIATRIC,RIGHT,C-1404-042	
B1b	DWR1404C041	BRACKET,LENGTH ADJUSTMENT WELDMENT,CENTER MOUNT LEGREST,PEDIATRIC,LEFT,C-1404-041	
C1		MAT,STANDARD FOOTPLATE,RIGHT	
D1		MAT,STANDARD FOOTPLATE,LEFT	

6.2. Center Mount Foot Platform Lowers & Footplates



Item	Part No.	Name	Qty
A1 - A2	RIGASMB7120023	BRACKET,ASSY,FOOTPLATE CONNECTOR,W/MOUNTING HARDWARE	1
A1	DWR1304C111	BRACKET,FOOTPLATE CONNECTOR,C-1304-111	1
A2	SCRASBH1147	SCREW,BHSCS,BLACK ZINC,10-32 X 0.250",W/NYLON PATCH	4
B1	SCRSHFH1022	SCREW,SHFH,BLACK ZINC,M6-1.0 X 16MM	1




6.2. Center Mount Foot Platform Lowers & Footplates

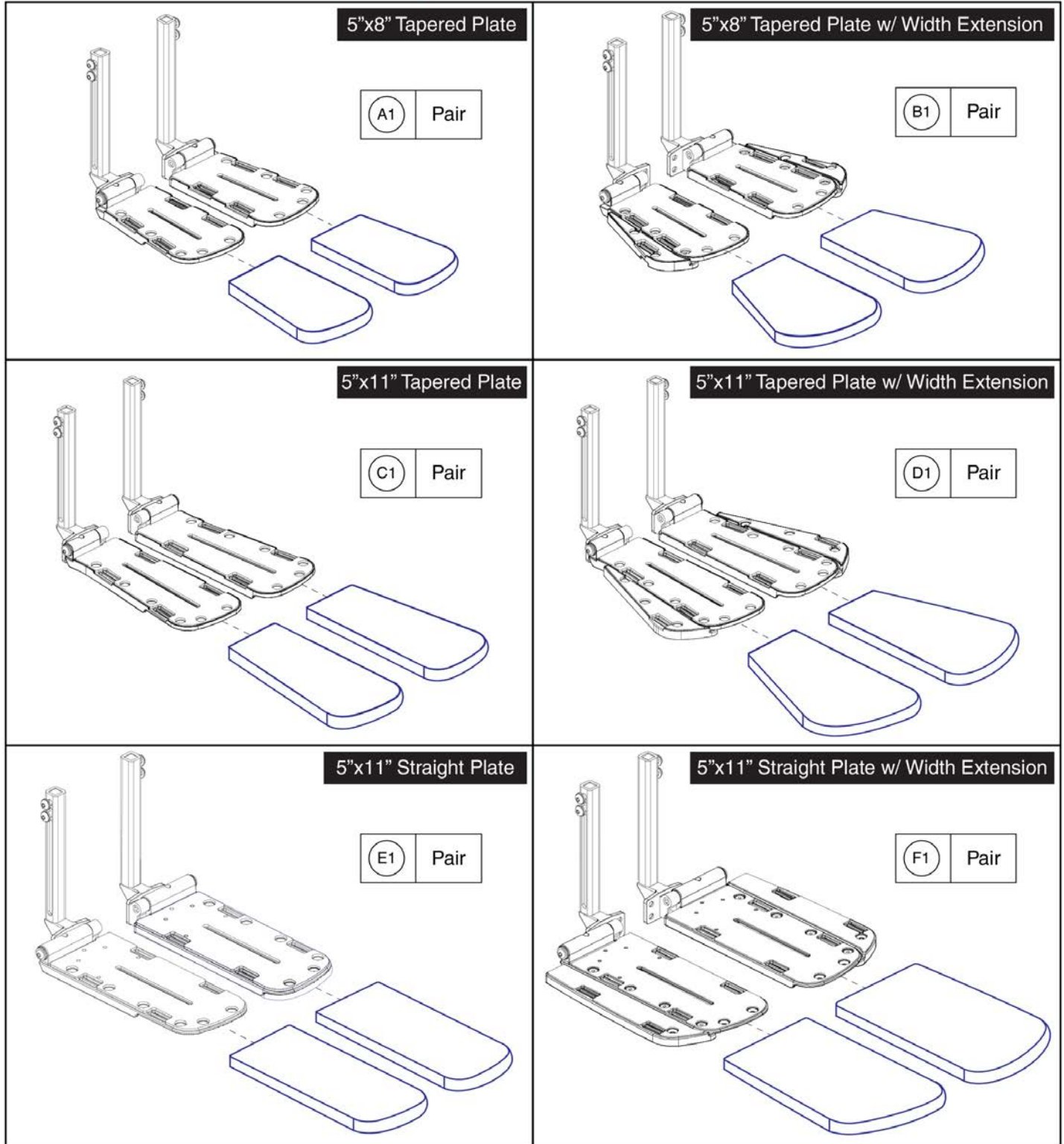


Item	Part No.	Name	Qty
A1a	MEC1707403	FOOTPLATE ASSY,5" X 8",W/ WIDTH EXTENSION,10"-16" LENGTH,RIGHT	1
A1b	MEC1707409	FOOTPLATE ASSY,5" X 8",W/ WIDTH EXTENSION,10"-16" LENGTH,LEFT	1
B1a	MEC1707399	FOOTPLATE ASSY,5" X 12",W/ WIDTH EXTENSION,10"-16" LENGTH,RIGHT	1
B1b	MEC1707397	FOOTPLATE ASSY,5" X 12",W/ WIDTH EXTENSION,10"-16" LENGTH,LEFT	1
C1a	MEC1707426	FOOTPLATE ASSY,5" X 8",W/ WIDTH EXTENSION,13"-19" LENGTH,RIGHT	1
C1b	MEC1707428	FOOTPLATE ASSY,5" X 8",W/ WIDTH EXTENSION,13"-19" LENGTH,LEFT	1
D1a	MEC1707400	FOOTPLATE ASSY,5" X 12",W/ WIDTH EXTENSION,13"-19" LENGTH,RIGHT	1
D1b	MEC1707401	FOOTPLATE ASSY,5" X 12",W/ WIDTH EXTENSION,13"-19" LENGTH,LEFT	1

6.2. Center Mount Foot Platform Lowers & Footplates

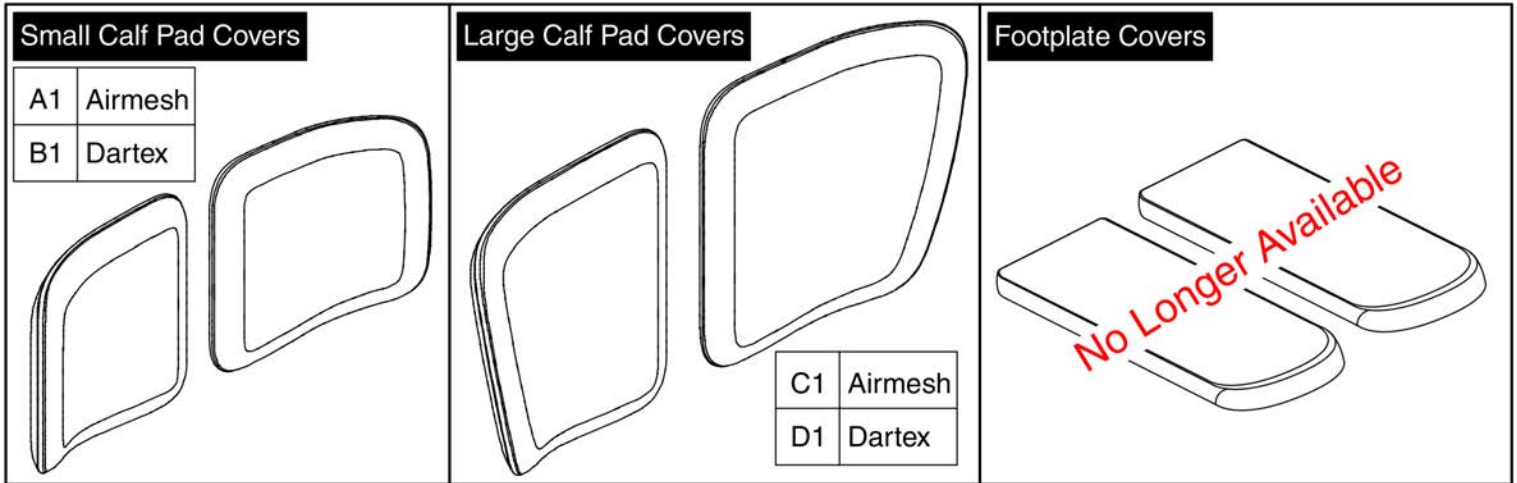
Please note:

- The Stealth AFP/Center Mount Footplate Covers are not compatible on footplates equipped with bell (length) extensions  or outside edges .
- If equipped with width extensions  the applicable assembly must be selected.

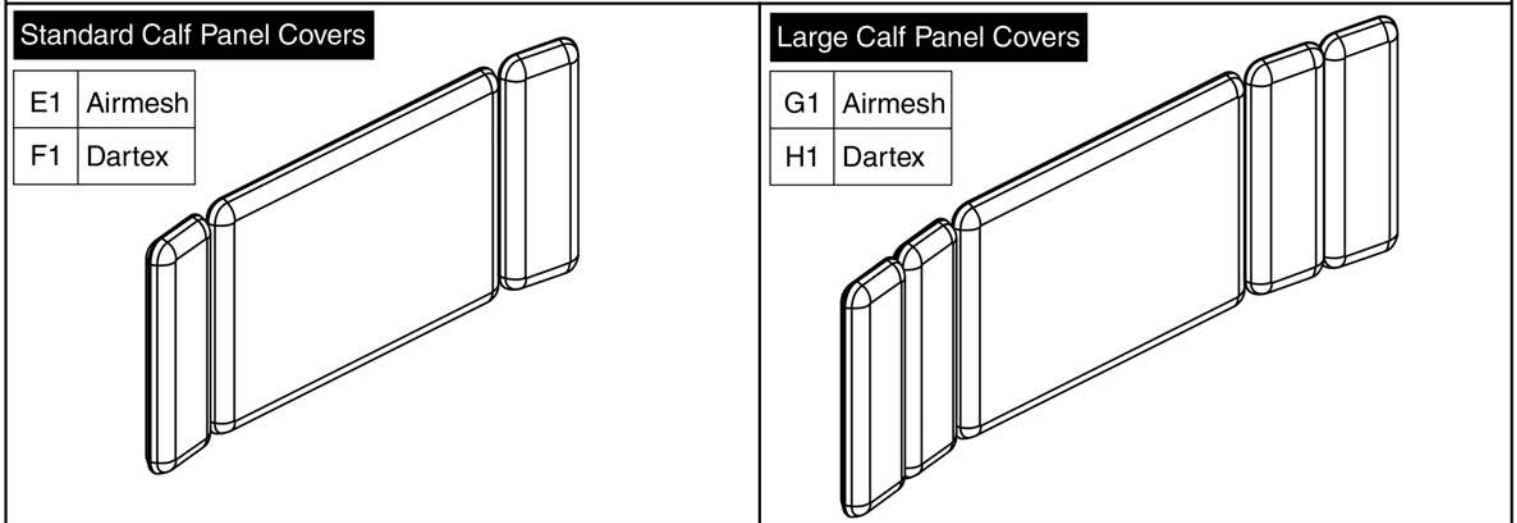


Item	Part No.	Name	Qty
A1	ST-FPG5008T-Q	5"X8" TAPERED FOOTPLATE COVER,CENTER MOUNT/ARTICULATING FOOT PLATFORM,GEL (STEALTH: FPG5008T-Q)	1
B1	ST-FPG6508T-Q	5"X8" TAPERED FOOTPLATE COVER WITH WIDTH EXTENSION,CENTER MOUNT/ARTICULATING FOOT PLATFORM,GEL (STEALTH: FPG6508T-Q)	1
C1	ST-FPG5011T-Q	5"X11" TAPERED FOOTPLATE COVER,CENTER MOUNT/ARTICULATING FOOT PLATFORM,GEL (STEALTH: FPG5011T-Q)	1
D1	ST-FPG7011T-Q	5"X11" TAPERED FOOTPLATE COVER WITH WIDTH EXTENSION,CENTER MOUNT/ARTICULATING FOOT PLATFORM,GEL (STEALTH: FPG7011T-Q)	1
E1	ST-FPG5011S-Q	5"X11" STRAIGHT FOOTPLATE COVER,CENTER MOUNT/ARTICULATING FOOT PLATFORM,GEL (STEALTH: FPG5011S-Q)	1
F1	ST-FPG7011S-Q	5"X11" STRAIGHT FOOTPLATE COVER WITH WIDTH EXTENSION,CENTER MOUNT/ARTICULATING FOOT PLATFORM,GEL (STEALTH: FPG7011S-Q)	1

6.3. Center Mount Foot Platform Calf Pads & Calf Panels



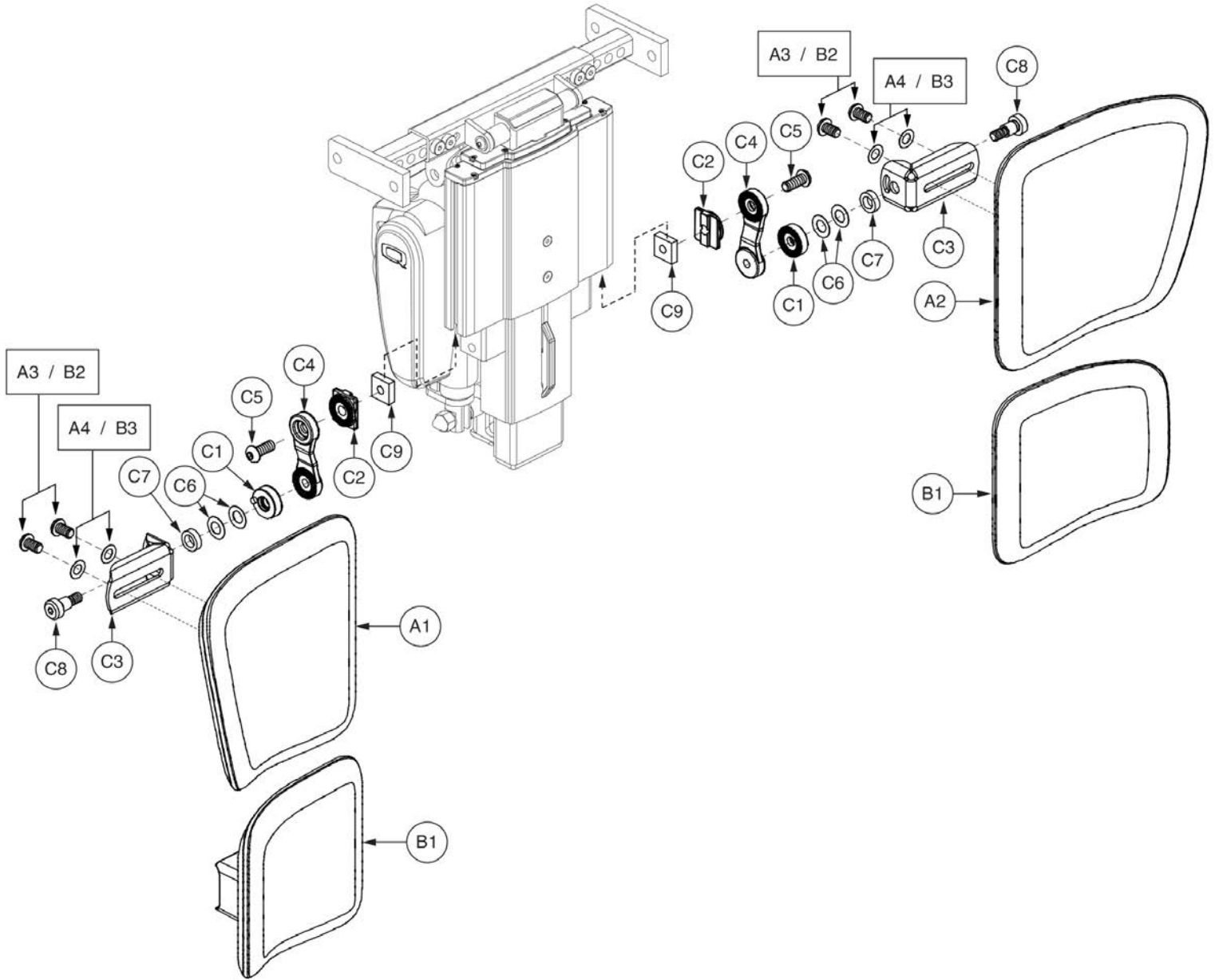
The Calf Pad and Footplate Covers are only available in pairs.



The Calf Panel Covers are only available as a complete set.

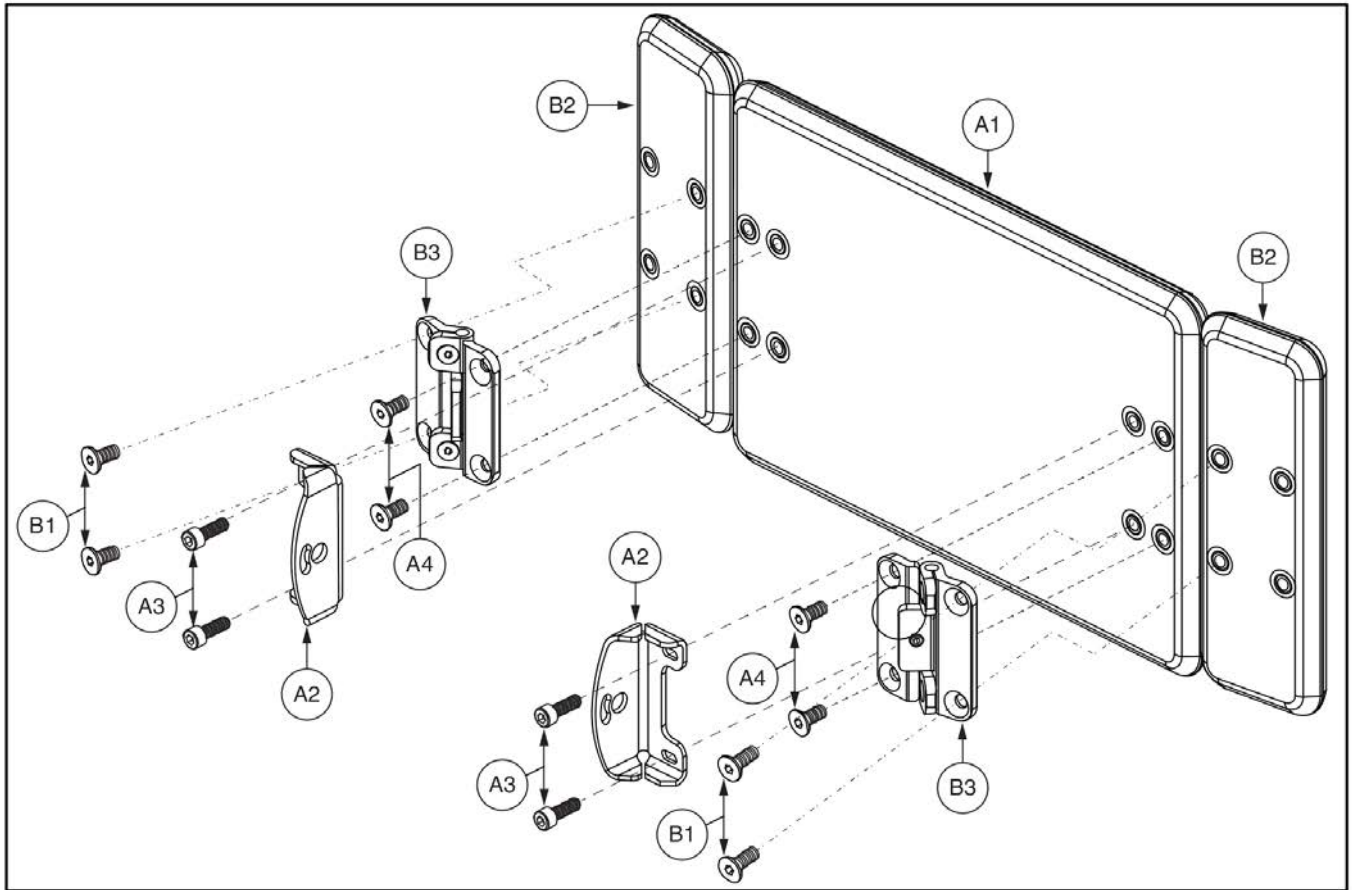
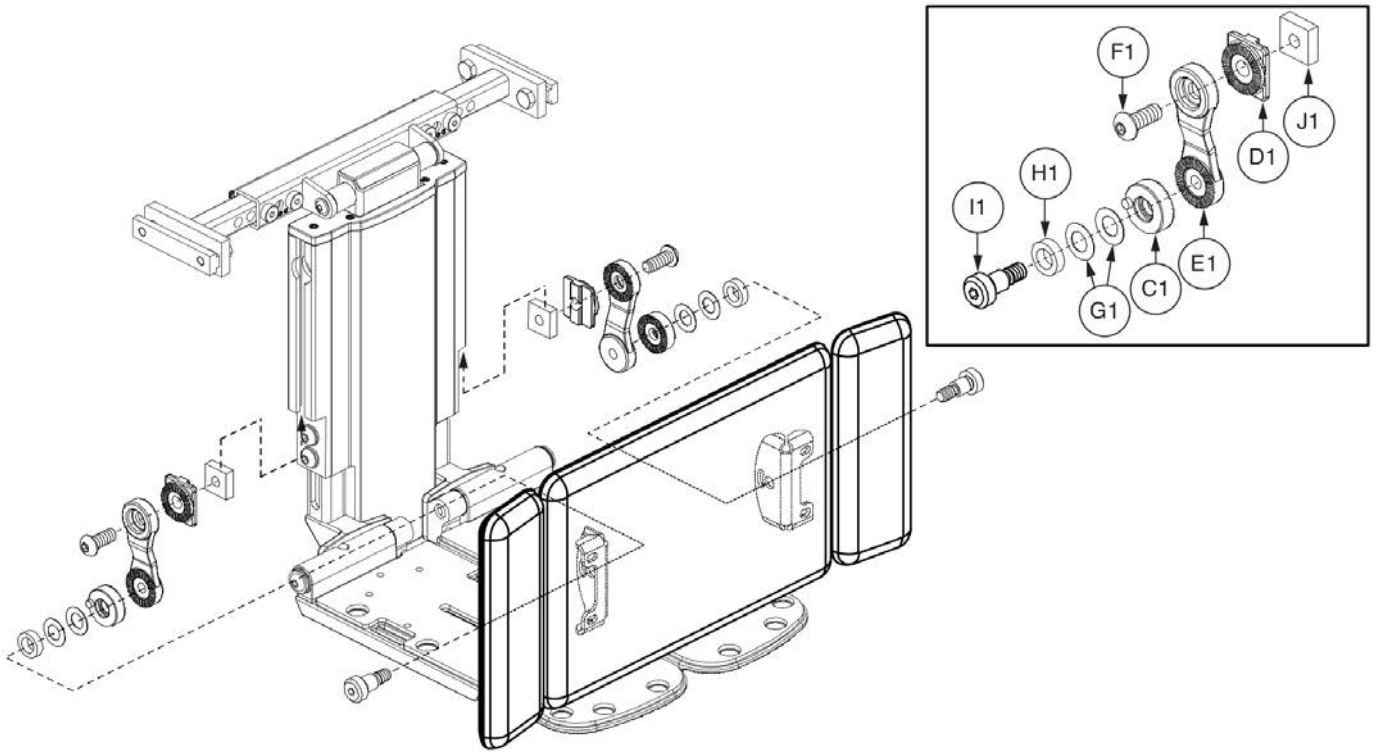
Item	Part No.	Name	Qty
A1	RIG133716	CALF PAD COVER,ASSY,AIRMESH,SMALL,SOFT MEMORY FOAM,PAIR,(INNOVATIVE CONCEPTS:PRI-30005)	1
B1	RIG133717	CALF PAD COVER,ASSY,REVERSED DARTEX,SMALL,SOFT MEMORY FOAM,PAIR,(INNOVATIVE CONCEPTS:PRI-30006)	1
C1	RIG133718	CALF PAD COVER,ASSY,AIRMESH,LARGE,SOFT MEMORY FOAM,PAIR,(INNOVATIVE CONCEPTS:PRI-30022)	1
D1	RIG133719	CALF PAD COVER,ASSY,REVERSED DARTEX,LARGE,SOFT MEMORY FOAM,PAIR,)INNOVATIVE CONCEPTS:PRI-30023)	1
E1	RIG134672	CALF PANEL COVER,ASSY,CENTER MOUNT/ARTICULATING FOOT PLATFORM,AIRMESH,SOFT MEMORY FOAM	1
F1	RIG134673	CALF PANEL COVER,ASSY,CENTER MOUNT/ARTICULATING FOOT PLATFORM,REVERSED DARTEX,SOFT MEMORY FOAM	1
G1	RIG134743	CALF PANEL COVER,ASSY,LARGE,CENTER MOUNT/ARTICULATING FOOT PLATFORM,AIRMESH,SOFT MEMORY FOAM	1
H1	RIG134744	CALF PANEL COVER,ASSY,LARGE,CENTER MOUNT/ARTICULATING FOOT PLATFORM,REVERSED DARTEX,SOFT MEMORY FOAM	1

6.3. Center Mount Foot Platform Calf Pads & Calf Panels



Item	Part No.	Name	Qty
A1 - A4	RIGASMB7120019	CALF PAD,ASSY,LARGE,CENTER MOUNT FOOT PLATFORM	1
A1	DWR1404D031	CALF PAD,8" X 8",POWER AFP,RIGHT	1
A2	DWR1404D030	CALF PAD,8" X 8",POWER AFP,LEFT	1
A3	SCRSHCS1095	SCREW,SHCS,BLACK ZINC,M6-1.0 X 12MM,GR 10.9,W/PATCH	4
A4	WASSTND1196	WASHER,FLAT,BLACK ZINC,0.25" ID X 0.50" OD X 0.03125" TH	4
B1 - B3	RIGASMB7120018	CALF PAD,ASSY,SMALL,CENTER MOUNT FOOT PLATFORM	1
B1	DWR1404D029	CALF PAD,6" X 6",POWER AFP	2
B2	SCRSHCS1095	SCREW,SHCS,BLACK ZINC,M6-1.0 X 12MM,GR 10.9,W/PATCH	4
B3	WASSTND1196	WASHER,FLAT,BLACK ZINC,0.25" ID X 0.50" OD X 0.03125" TH	4
C1 - C9	FRMASMB17964	PIVOT BRACKET,ASSY,CALF PAD SUPPORT,POWER AFP	2
C1	DWR1404C031	STANDOFF,CALF SUPPORT,OUTSIDE,CENTER MOUNT,C-1404-031	1
C2	DWR1404C032	STANDOFF,CALF SUPPORT,INSIDE,CENTER MOUNT,C-1404-032	1
C3	DWR1404D005	BRACKET,CALF SUPPORT,CENTER MOUNT LEGREST,D-1404-005	1
C4	DWR1404D016	BRACKET,CALF SUPPORT STANDOFF,CENTER MOUNT,D-1404-016	1
C5	SCRASBH1251	SCREW,BHSCS,M8 X 1.25T X 20MM,GRADE 10.9,W/PATCH	1
C6	WASBELV1011	WASHER,BELLEVILLE,10.2MM ID X 18.8MM OD X 0.35MM TH	2
C7	WAS8110007	WASHER,FLAT,BLACK NYLON,10.5MM ID X 16MM OD X 5MM THK	1
C8	BLT8110009	SHOULDER BOLT, M10 X 12MM, CLASS 12.9	1
C9	DWR1404B001	NUT,BLACK ZINC,M8-1.25,B-1404-001	1

6.3. Center Mount Foot Platform Calf Pads & Calf Panels

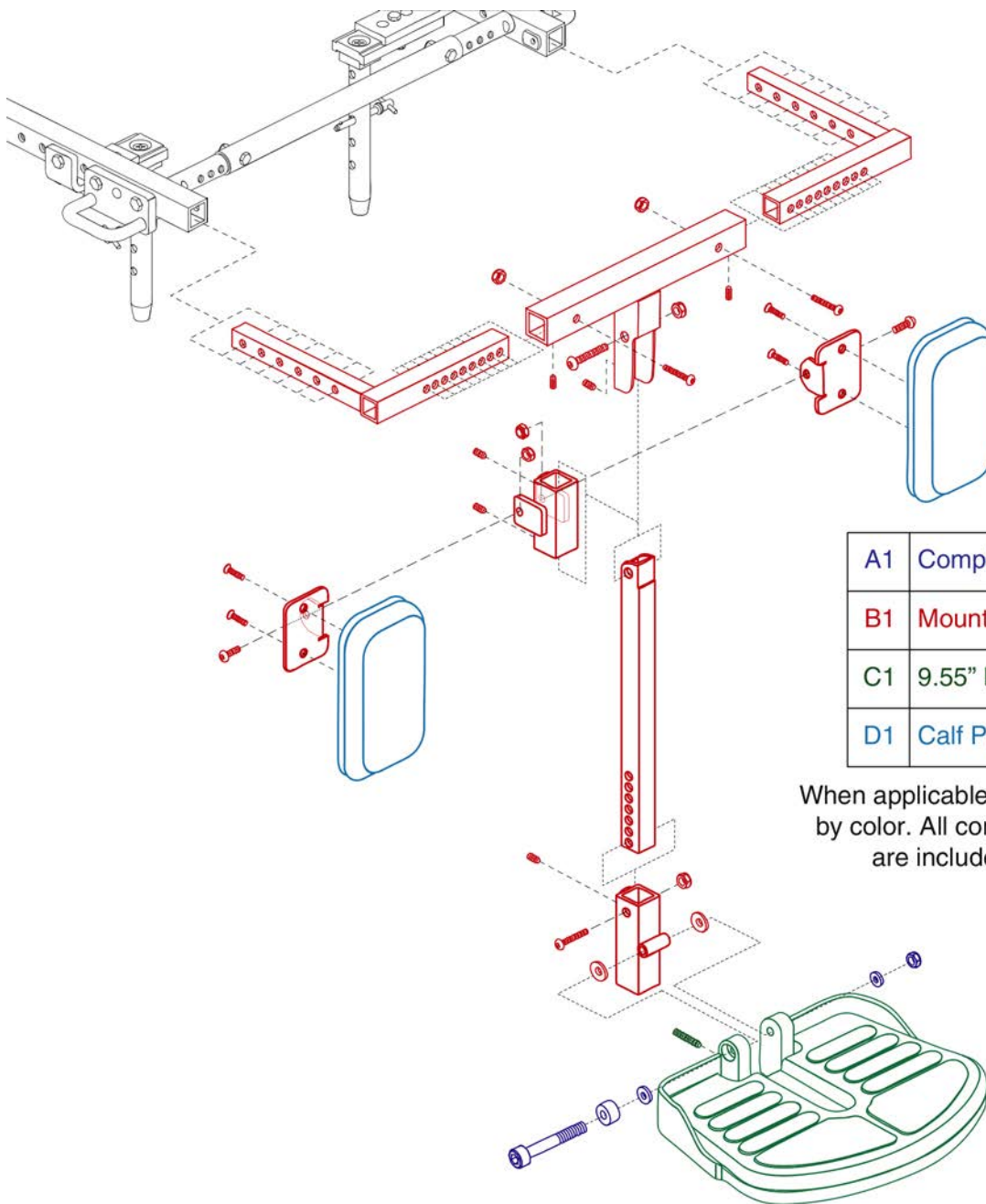


Centermount Foot Platform Calf Panel



Item	Part No.	Name	Qty
A1 - B3	FRMASMB7110012	CALF PANEL,ASSY,ADJUSTABLE CENTER MOUNT FOOT PLATFORM	1
A1		CALF PANEL,BLACK,FOAM,7.97"W X 11.97"L,CENTER,D-1404-058	1
A2		BRACKET,BLACK,CALF PANEL SUPPORT	2
A3	SCR8110001	SCREW,SHCS,BLACK ZINC,M6x1.0 x 14MM,NYLON PATCH	4
A4	SCRSHFH1190	SCREW,SHFH,BLACK ZINC,M6-1.0 X 10MM,W/NYLON PATCH	4
B1 - B3	FRMASMB7110011	CALF PANEL,ASSY,EXTENSION,W/MOUNTING HARDWARE	2
B1	SCRSHFH1190	SCREW,SHFH,BLACK ZINC,M6-1.0 X 10MM,W/NYLON PATCH	2
B2		CALF PANEL,BLACK,FOAM,2.78"W X 11.97"L,EXTENSION,D-1404-059	1
B3		HINGE,ASSY,CALF PANEL,C-1404-071	1
C1	DWR1404C031	STANDOFF,CALF SUPPORT,OUTSIDE,CENTER MOUNT,C-1404-031	1
D1	DWR1404C032	STANDOFF,CALF SUPPORT,INSIDE,CENTER MOUNT,C-1404-032	1
E1	DWR1404D016	BRACKET,CALF SUPPORT STANDOFF,CENTER MOUNT,D-1404-016	1
F1	SCRASBH1251	SCREW,BHSCS,M8 X 1.25T X 20MM,GRADE 10.9,W/PATCH	1
G1	WASBELV1011	WASHER,BELLEVILLE,10.2MM ID X 18.8MM OD X 0.35MM TH	2
H1	WAS8110007	WASHER,FLAT,BLACK NYLON,10.5MM ID X 16MM OD X 5MM THK	1
I1	BLT8110009	SHOULDER BOLT, M10 X 12MM, CLASS 12.9	1
J1	DWR1404B001	NUT,BLACK ZINC,M8-1.25,B-1404-001	1

7.1. High Mount Foot Platform, Versa Seating

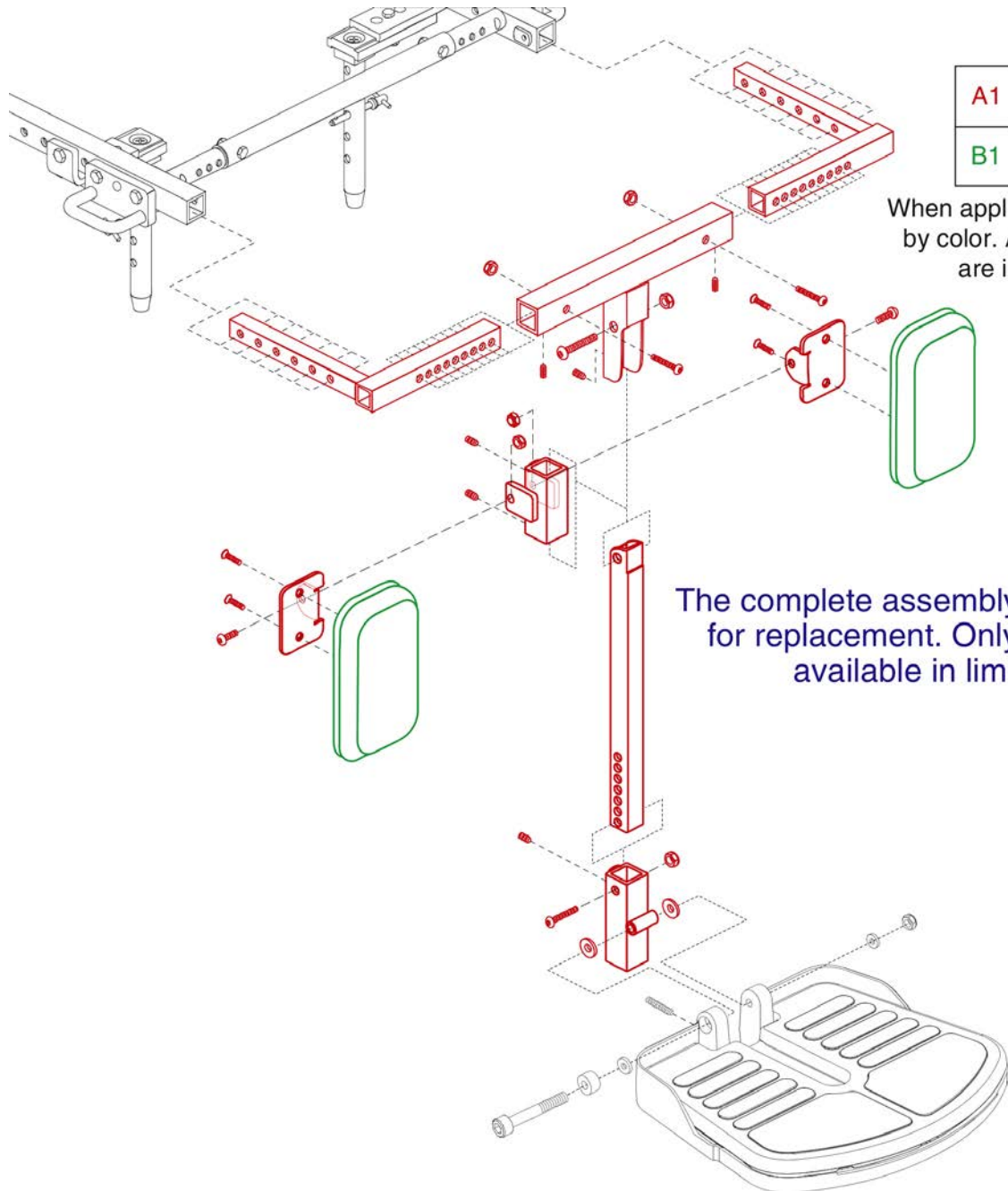


A1	Complete High Mount Assy
B1	Mounting Bracket Assy
C1	9.55" Foot Platform Assy
D1	Calf Pad

When applicable, assemblies are grouped by color. All components with that color are included in the assembly.

Item	Part No.	Name	Qty
A1		HIGH MOUNT FOOT PLATFORM,ASSY,9.55"D,W/CALF PADS	1
B1		MOUNTING BRACKET,ASSY,HIGH MOUNT FOOT PLATFORM	1
C1		FOOT PLATFORM,ASSY,GRID STYLE,9.55"D,W/MAT & HARDWARE	1
D1	INDPART2003	CALF PAD,BLACK,6"W X 9 1/2"L X 1 1/2"THICK	2

7.1. High Mount Foot Platform, Versa Seating



A1	Mounting Bracket Assy
B1	Calf Pad

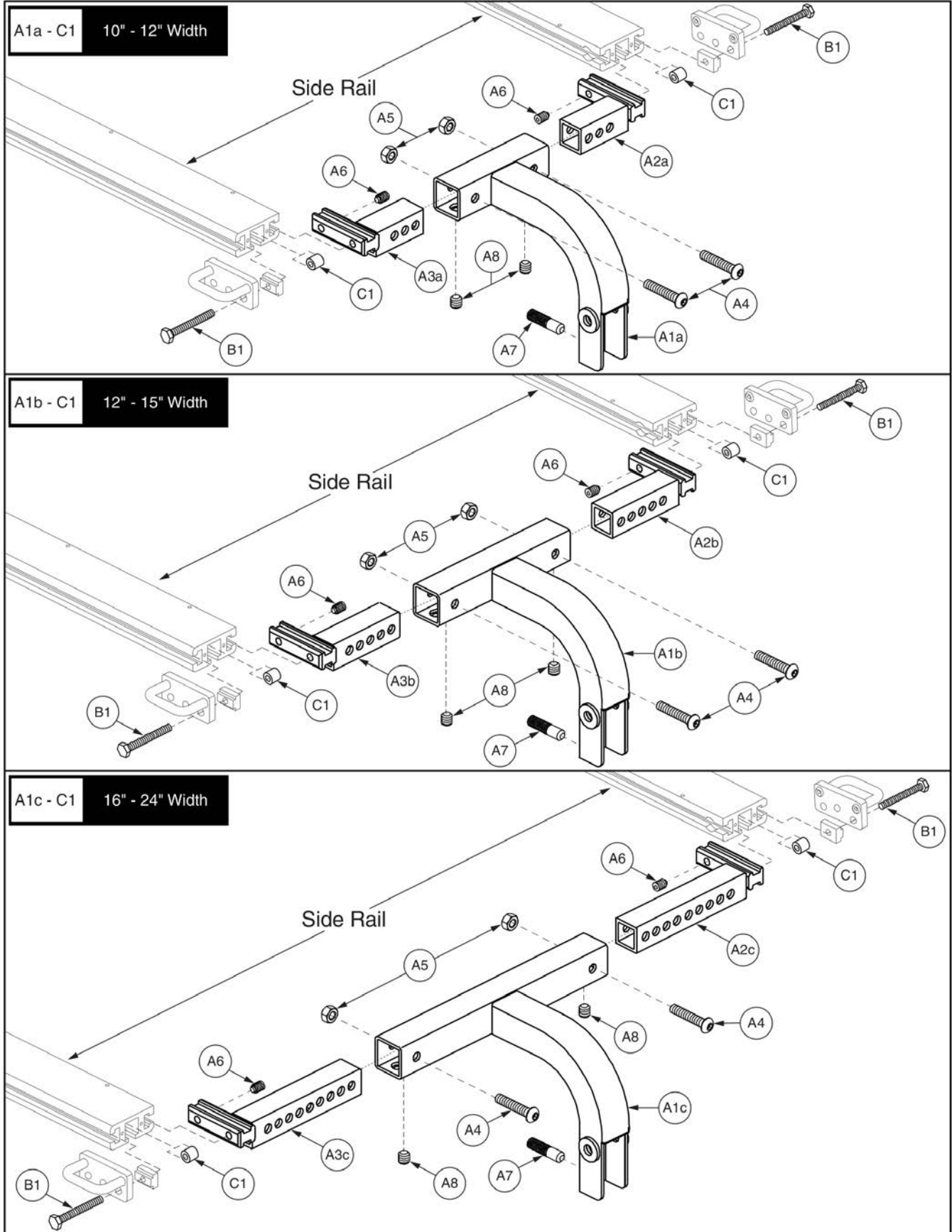
When applicable, assemblies are grouped by color. All components with that color are included in the assembly.

The complete assembly is no longer available for replacement. Only items listed are still available in limited quantities.



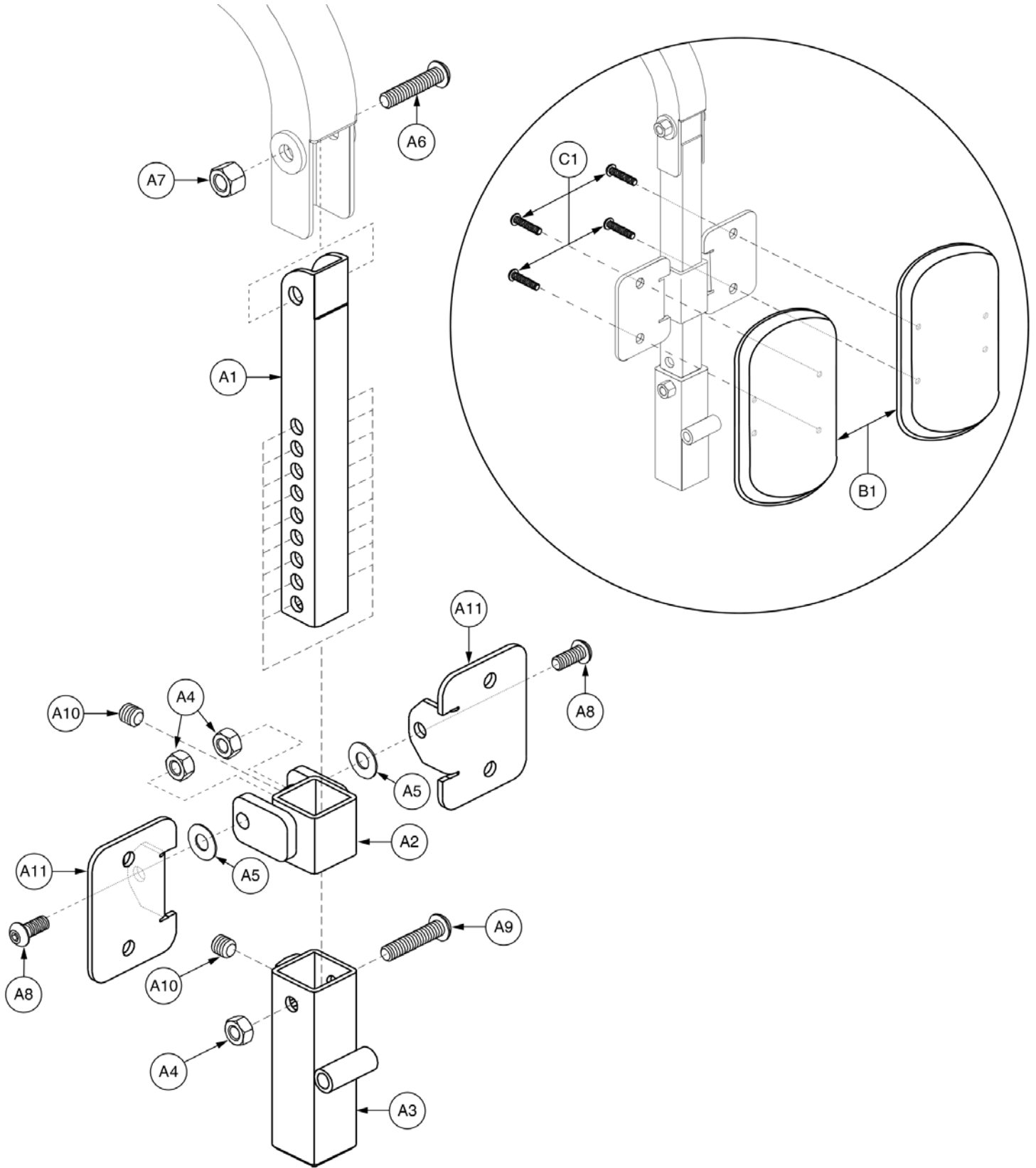
Item	Part No.	Name	Qty
A1		MOUNTING BRACKET,ASSY,HIGH MOUNT FOOT PLATFORM	1
B1	INDPART2003	CALF PAD,BLACK,6"W X 9 1/2"L X 1 1/2"THICK	2

7.2. High Mount Foot Platform, Synergy Seating



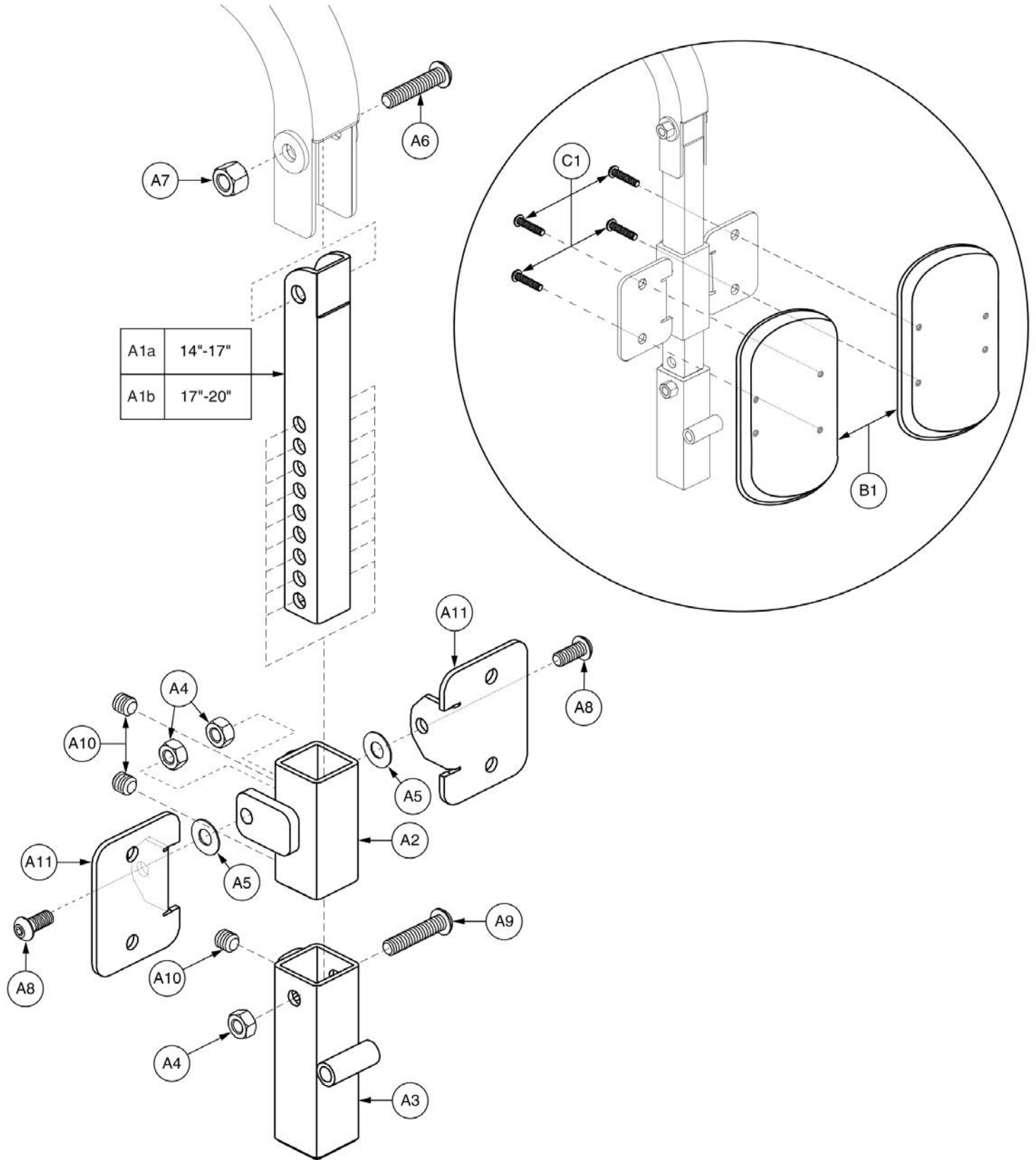
Item	Part No.	Name	Qty
A1a - C1		FOOT PLATFORM MOUNTING BRACKET,ASSY,HIGH MOUNT UPPER,10"W-12"W,SYNERGY SEAT,TEXTURED,W/HARDWARE	1
A1b - C1		FOOT PLATFORM MOUNTING BRACKET,ASSY,HIGH MOUNT UPPER,12"W-15"W,SYNERGY SEAT,TEXTURED,W/HARDWARE	1
A1c - C1		FOOT PLATFORM MOUNTING BRACKET,ASSY,HIGH MOUNT UPPER,16"W-24"W,SYNERGY SEAT,TEXTURED,W/HARDWARE	1
A1a - A8		FOOT PLATFORM MOUNTING BRACKET,ASSY,HIGH MOUNT UPPER,10"W-12"W,SYNERGY SEAT,TEXTURED,C-1360-110	1
A1b - A8		FOOT PLATFORM MOUNTING BRACKET,ASSY,HIGH MOUNT UPPER,12"W-15"W,SYNERGY SEAT,TEXTURED,C-1360-111	1
A1c - A8		FOOT PLATFORM MOUNTING BRACKET,ASSY,HIGH MOUNT UPPER,16"W-24"W,SYNERGY SEAT,TEXTURED,D-1360-059	1
A1a		CENTER SUPPORT,HIGH MOUNT,10"W-12"W,SYNERGY	1
A1b		CENTER SUPPORT,HIGH MOUNT,12"W-15"W,SYNERGY	1
A1c		CENTER SUPPORT,HIGH MOUNT,16"W-24"W,SYNERGY	1
A2a		WIDTH ADJUSTMENT EXTRUSION WELDMENT,10"W-12"W,LEFT	1
A2b		WIDTH ADJUSTMENT EXTRUSION WELDMENT,12"W-15"W,LEFT	1
A2c		WIDTH ADJUSTMENT EXTRUSION WELDMENT,16"W-24"W,LEFT	1
A3a		WIDTH ADJUSTMENT EXTRUSION WELDMENT,10"W-12"W,RIGHT	1
A3b		WIDTH ADJUSTMENT EXTRUSION WELDMENT,12"W-15"W,RIGHT	1
A3c		WIDTH ADJUSTMENT EXTRUSION WELDMENT,16"W-24"W,RIGHT	1
A4		SCREW,BHSCS,BLACK ZINC,5/16-18 X 1.625"	2
A5	NUTNYLK1026	NUT,NYLOCK,BLACK ZINC,5/16-18	2
A6	SCRSETS1064	SCREW,SET,BLACK ZINC,5/16-18 X 0.375",W/NYLON TIP	2
A7	SCRSETS1090	SCREW,SET,BLACK ZINC,3/8-24 X 1.50",W/NYLON PATCH	1
A8		SCREW, SET,BLACK,3/8-24 X 0.250",CUP POINT	2
B1	SCRHHCS1257	SCREW,HHCS,5/16-18 X 3.00",TAP BOLT,GR 8,W/PATCH	2
C1		SPACER,BLACK,NYLON,0.313"ID X 0.750"OD X 0.750"TH,B-1010-068	2

7.2. High Mount Foot Platform, Synergy Seating



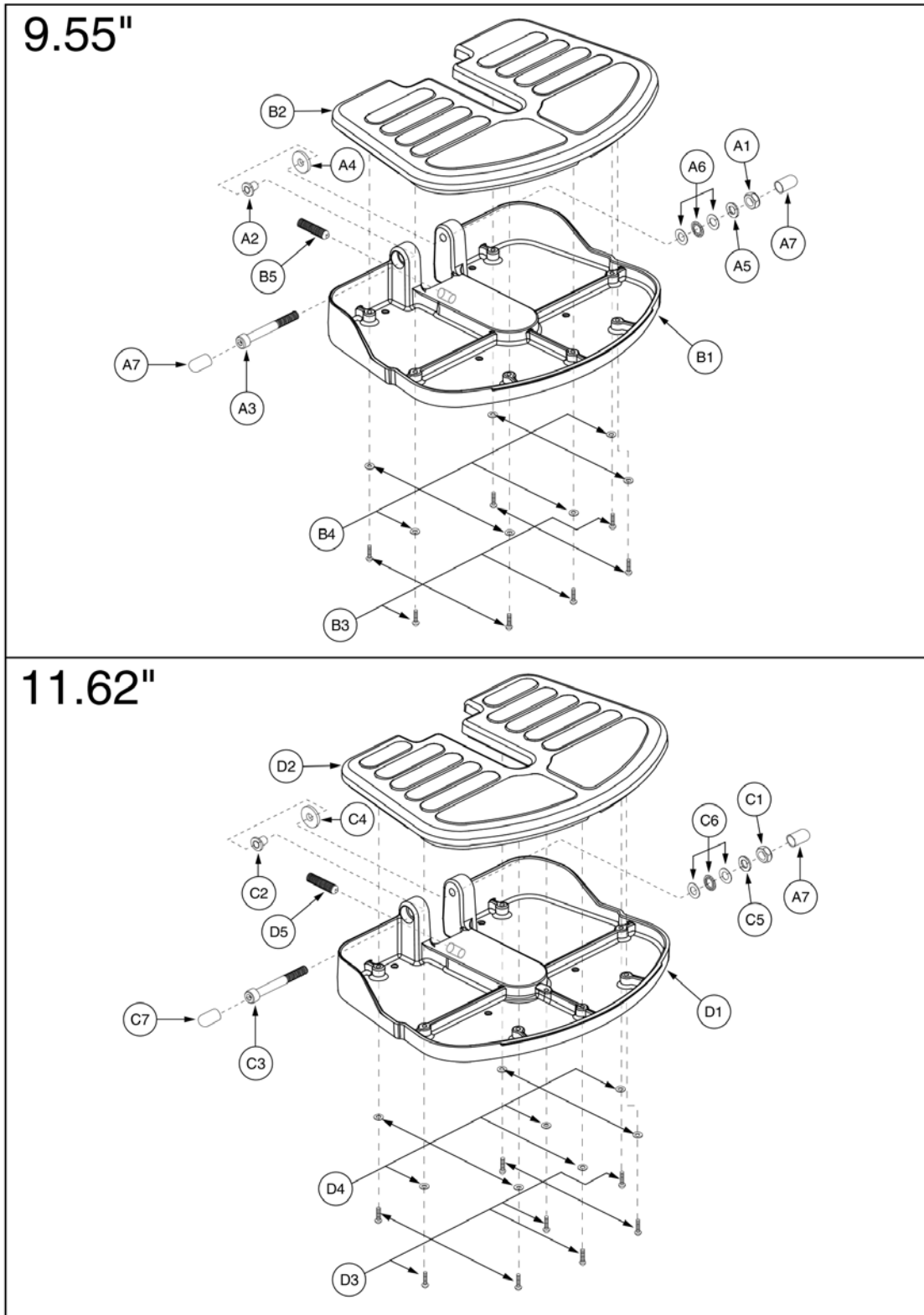
Item	Part No.	Name	Qty
A1 - C1		FOOT PLATFORM MOUNTING BRACKET,ASSY,HIGH MOUNT LOWER,10"L-14"L,W/CALF PADS,TEXTURED	1
A1 - A11	FRMASMB6832	FOOT PLATFORM MOUNTING BRACKET,ASSY,HIGH MOUNT LOWER,10"L-14"L,SYNERGY SEAT,TEXTURED,C-1360-112	1
A1		CENTER LENGTH ADJUSTMENT TUBE,HIGH MOUNT,10"L-14"L,SYNERGY	1
A2		CALF PAD SUPPORT WELDMENT,SMALL,HIGH MOUNT,SYNERGY	1
A3		LOWER TUBE WELDMENT,HIGH MOUNT FOOT PLATFORM	1
A4	NUTNYLK1026	NUT,NYLOCK,BLACK ZINC,5/16-18	3
A5	WASNYLN1040	WASHER,NYLON,0.3437" ID X 0.75" OD X 0.0312" TH	2
A6		SCREW,BHSCS,BLACK ZINC,3/8-16 X 2.00"	1
A7	NUTNYLK1006	NUT, NYLOCK,BLACK ZINC,3/8"-16	1
A8	SCRASBH1022	SCREW,BHSCS,BLACK ZINC,5/16-18 X 0.750",GRADE 5	2
A9		SCREW,BHSCS,BLACK ZINC,5/16-18 X 1.625"	1
A10	SCRSETS1011	SCREW, SET,ELMR,3/8-24 X 3/8"	2
A11		CALF PAD BACKING PLATE,LONG,D-1000-103	2
B1	DWR1327C010	CALF PAD,PEDIATRIC,6.75"L X 4.38"W X 1.31"TH,C-1327-010	2
C1	SCRASBH1004	SCREW,BHSCS,BLACK ZINC,1/4-20 X 0.875",GRADE 8	4

7.2. High Mount Foot Platform, Synergy Seating



Item	Part No.	Name	Qty
A1a - C1		FOOT PLATFORM MOUNTING BRACKET,ASSY,HIGH MOUNT LOWER,14"L-17"L,W/CALF PADS,TEXTURED	1
A1b - C1		FOOT PLATFORM MOUNTING BRACKET,ASSY,HIGH MOUNT LOWER,17"L-20"L,W/CALF PADS,TEXTURED	1
A1a - A11		FOOT PLATFORM MOUNTING BRACKET,ASSY,HIGH MOUNT LOWER,14"L-17"L,SYNERGY SEAT,TEXTURED,C-1360-113	1
A1b - A11		FOOT PLATFORM MOUNTING BRACKET,ASSY,HIGH MOUNT LOWER,17"L-20"L,SYNERGY SEAT,TEXTURED,D-1360-060	1
A1a		CENTER LENGTH ADJUSTMENT TUBE,HIGH MOUNT,14"L-17"L,SYNERGY	1
A1b		CENTER LENGTH ADJUSTMENT TUBE,HIGH MOUNT,17"L-20"L,SYNERGY	1
A2		CALF PAD SUPPORT WELDMENT,HIGH MOUNT,LARGE,SYNERGY	1
A3		LOWER TUBE WELDMENT,HIGH MOUNT FOOT PLATFORM	1
A4	NUTNYLK1026	NUT,NYLOCK,BLACK ZINC,5/16-18	3
A5	WASNYLN1040	WASHER,NYLON,0.3437" ID X 0.75" OD X 0.0312" TH	2
A6		SCREW,BHSCS,BLACK ZINC,3/8-16 X 2.00"	1
A7	NUTNYLK1006	NUT, NYLOCK,BLACK ZINC,3/8"-16	1
A8	SCRASBH1022	SCREW,BHSCS,BLACK ZINC,5/16-18 X 0.750",GRADE 5	2
A9		SCREW,BHSCS,BLACK ZINC,5/16-18 X 1.625"	1
A10	SCRSETS1011	SCREW, SET,ELMR,3/8-24 X 3/8"	3
A11		CALF PAD BACKING PLATE,LONG,D-1000-103	2
B1	DWR1327C010	CALF PAD,PEDIATRIC,6.75"L X 4.38"W X 1.31"TH,C-1327-010	2
C1	SCRASBH1004	SCREW,BHSCS,BLACK ZINC,1/4-20 X 0.875",GRADE 8	4

7.2. High Mount Foot Platform, Synergy Seating

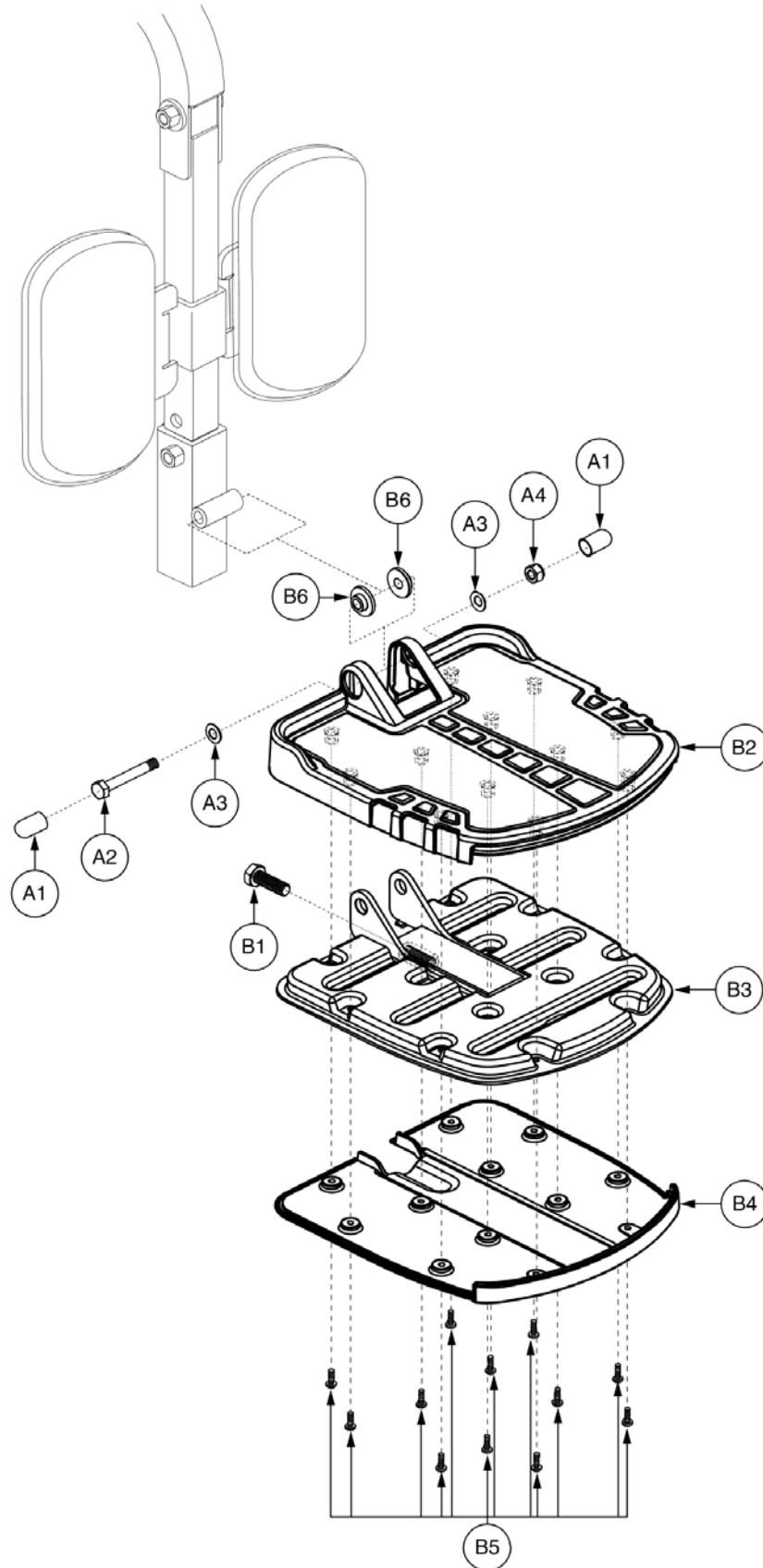


High Mount Foot Platform, Grid Style



Item	Part No.	Name	Qty
A1 - B5		FOOT PLATFORM,ASSY,HIGH MOUNT SYNERGY,9.55"D,TEXTURED	1
A1	NUTNJAM1020	NUT,NYLOCK JAM,BLACK ZINC,M8-1.25	1
A2		FOOT PLATFORM MOUNTING SLEEVE,FLANGE,STEEL,B-1000-458	1
A3	SCRSHCS1170	SCREW,SHCS,BLACK ZINC,M8-1.25 X 80MM,GRADE 12.9	1
A4	WASNYLN1066	WASHER,BLACK,NYLON,8MM ID X 22MM OD X 3MM TH	1
A5		SPACER,STEEL,0.328" ID X 0.50" OD X 0.076" TH,B-1000-459	1
A6		BEARING,BALL THRUST,STAINLESS STEEL,0.3125" ID X 0.625" OD X 0.193" TH,(MCMaster-CARR: 6655K34)	1
A7		CAP,VINYL,0.50" ID,FITS 0.50" - 0.5625" OD,0.50" H,(MCMaster CARR: 9753K44)	2
B1 - B5		FOOT PLATFORM BASE,ASSY,9.55"D,GRID STYLE,TEXTURED,W/RUBBER MAT & HARDWARE,E-1000-108	1
B1		FOOT PLATFORM BASE,BLACK,ALUMINUM,9.55"D,GRID STYLE,TEXTURED,E-1000-106	1
B2		MAT,FOOT PLATFORM,RUBBER,9.55"D,GRID STYLE,E-1000-107	1
B3	SCRPPH1080	SCREW,PPH,BLACK ZINC,8-32 X 0.75"	7
B4	WASSAE1008	WASHER,SAE,BLACK ZINC,#8,0.1875" ID X 0.4375" OD X 0.0468" TH	7
B5	SCRSETS1090	SCREW,SET,BLACK ZINC,3/8-24 X 1.50",W/NYLON PATCH	1
C1 - D5		FOOT PLATFORM,ASSY,HIGH MOUNT SYNERGY,11.62"D,TEXTURED	1
C1	NUTNJAM1020	NUT,NYLOCK JAM,BLACK ZINC,M8-1.25	1
C2		FOOT PLATFORM MOUNTING SLEEVE,FLANGE,STEEL,B-1000-458	1
C3	SCRSHCS1170	SCREW,SHCS,BLACK ZINC,M8-1.25 X 80MM,GRADE 12.9	1
C4	WASNYLN1066	WASHER,BLACK,NYLON,8MM ID X 22MM OD X 3MM TH	1
C5		SPACER,STEEL,0.328" ID X 0.50" OD X 0.076" TH,B-1000-459	1
C6		BEARING,BALL THRUST,STAINLESS STEEL,0.3125" ID X 0.625" OD X 0.193" TH,(MCMaster-CARR: 6655K34)	1
C7		CAP,VINYL,0.50" ID,FITS 0.50" - 0.5625" OD,0.50" H,(MCMaster CARR: 9753K44)	2
D1 - D5		FOOT PLATFORM BASE,ASSY,11.62"D,GRID STYLE,TEXTURED,W/RUBBER MAT & HARDWARE,E-1000-105	1
D1		FOOT PLATFORM BASE,BLACK,ALUMINUM,11.62"D,GRID STYLE,TEXTURED,E-1000-104	1
D2		MAT,FOOT PLATFORM,11.62"D,GRID STYLE,E-1000-103	1
D3	SCRPPH1080	SCREW,PPH,BLACK ZINC,8-32 X 0.75"	8
D4	WASSAE1008	WASHER,SAE,BLACK ZINC,#8,0.1875" ID X 0.4375" OD X 0.0468" TH	8
D5	SCRSETS1090	SCREW,SET,BLACK ZINC,3/8-24 X 1.50",W/NYLON PATCH	1

7.2. High Mount Foot Platform, Synergy Seating



High Mount Foot Platform, 6 Wheel Models



Item	Part No.	Name	Qty
A1 - B6		FOOT PLATFORM,ASSY,HIGH MOUNT SYNERGY,W/ MOUNTING HARDWARE,6 WHEEL,TEXTURED	1
A1		CAP,VINYL,0.50" ID,FITS 0.50" - 0.5625" OD,0.50" H,(MCMaster CARR: 9753K44)	2
A2	SCRHHCS1363	SCREW,HHCS,BLACK ZINC,M8-1.25 X 60MM,GRADE 10.9	1
A3	WASWAVY1024	WASHER,BELLEVILLE,SPRING,8.05MM ID X 15.88MM OD X 0.81MM TH,B-1005-099,(MCMaster-CARR: 9712K66)	2
A4	NUTNYLK1011	NUT,NYLOCK,BLACK ZINC,M8-1.25	1
B1 - B6		FOOT PLATFORM,ASSY,W/RUBBER MAT,ATX,E-1201-005	1
B1	SCRHHCS1543	SCREW,HHCS,BLACK ZINC,M10-1.5 X 45MM,GRADE 10.9,FULLY THREADED	1
B2		FOOT PLATFORM,TOP COVER,E-1201-004	1
B3		FOOT PLATFORM,BASE WELDMENT,E-1201-002	1
B4		FOOT PLATFORM,BOTTOM COVER,E-1201-003	1
B5	SCRPPH1044	SCREW,PPH,BLACK ZINC,M4-.7 X 12MM	12
B6	BRGFLNG1060	BEARING,FLANGE,BLACK,DELFIN,8.25MM ID X 13.13MM OD X 7MM TH X 24MM FOD X 2MM FTH,SELF TAP,C-1005-025	2

Appendix A:Pages Index

60° - 90° Angle Adjustable Style #8 Swing-away Short Upper (Used with 11"-13" Lowers) 59

60° - 90° Angle Adjustable Style #8 Swing-away Upper 57

70° Style #7 Swing-away Upper 129

70° Style #7 Swing-away w/7.25" x 6" Footplate 121

70° Style #7 Swing-away w/8.5" x 6" Footplate 123

70° Style #8 Swing-away Short Straight Upper 63

70° Style #8 Swing-away Short Tapered Upper 67

70° Style #8 Swing-away Straight Upper 61

70° Style #8 Swing-away Tapered Upper 65

70° Style #8 Swing-away w/7.25" x 6" Footplate 51

70° Style #8 Swing-away w/8.5" x 6" Footplate 53

80° Style #7 Swing-away Upper 131

80° Style #7 Swing-away w/7.25" x 6" Footplate 125

80° Style #7 Swing-away w/8.5" x 6" Footplate 127

80° Style #8 Swing-away Short Straight Upper 71

80° Style #8 Swing-away Straight Upper 69

80° Style #8 Swing-away w/8.5" x 6" Footplate 55

90° Style #8 Swing-away Pediatric Upper 73

AFP and Center Mount Preconfigured Footplates w/Extensions (4Front) 261

Angle Adjustable Foot Plates, 4" x 6" - Style #8 Swing-away 83

Angle Adjustable Foot Plates, 5" x 6" - Style #7 Swing-away & Style #12 ELR 141, 185

Angle Adjustable Foot Plates, 5" x 6" - Style #8 Swing-away 85

Angle Adjustable Foot Plates, 5" x 8" - Style #7 Swing-away & Style #12 ELR 143, 187

Angle Adjustable Foot Plates, 5" x 8" - Style #8 Swing-away 87

Angle Adjustable Foot Plates, 6" x 11" - Style #7 Swing-away & Style #12 ELR 147, 191, 235

Angle Adjustable Foot Plates, 6" x 11" - Style #8 Swing-away 91

Angle Adjustable Foot Plates, 6" x 8" - Style #7 Swing-away & Style #12 ELR 145, 189, 233

Angle Adjustable Foot Plates, 6" x 8" - Style #8 Swing-away 89

Angle Adjustable Foot Plates, 8" x 11" - Style #7 Swing-away & Style #12 ELR 149, 193, 237

Angle Adjustable Foot Plates, 8" x 11" - Style #8 Swing-away 94

Angle Adjustable Lower Legrests, Large (Used with 6+ Inch Wide Footplates) - Style #7 & #12 137, 181, 231

Angle Adjustable Lower Legrests, Large (Used with 6+ Inch Wide Footplates) - Style #8 79

Angle Adjustable Lower Legrests, Short (Used with 4 & 5 Inch Wide Footplates) - Style #7 & #12 139, 183

Angle Adjustable Lower Legrests, Short (Used with 4 & 5 Inch Wide Footplates) - Style #8 81

Center Mount Foot Platform - Complete Assy's w/Bariatric Foot Platforms 249

Center Mount Foot Platform - Complete Upper Assy's, TB2 & Synergy . 245

Center Mount Foot Platform - Complete Upper Assy's, TB3 & REAC . . 239

Center Mount Foot Platform - Pediatric (Version 1), TB3 243

Center Mount Foot Platform - Standard (Version 1), TB3 241

Center Mount Foot Platform - TB2 Upper Components & Width Adjustments 247

Center Mount Foot Platform Lowers & Non-Tapered Footplates 257

Center Mount Foot Platform Non-Tapered Footplate Extension Brackets . . . 259

Centermount Foot Platform Calf Panel 269

Clamp-on Pediatric Multi-axis Lower Legrests 115

ELR Legrest Hangers - TB3 Seating 3, 21

ELR Residual Limb Supports 221

ELR Upper, 1-Hole Calf Pad - Style #12 169

ELR Upper, 3-Hole Calf Pad - Style #12 171

ELR Upper, 6-Hole Calf Pad - Style #12 173

Gen. 2 AFP & Center Mount Calf Pad & Calf Panel Covers 265

Gen. 2 AFP and CMT Tapered Footplates 251

Gen. 2 AFP and CMT Tapered Footplates Extensions & Mats 253

Gen. 2 Power AFP & Center Mount Foot Platform Calf Pads 267

HD Drop-in 70° Upper Legrests 227

HD Drop-in 80° Upper Legrests 229

HD Drop-in Legrest Hangers - TB3 Seating 5, 23

Heavy Duty ELR Upper w/ Calf Pad 175

High Mount Foot Platform, 6 Wheel Models 283

High Mount Foot Platform, Grid Style 281

Large Clamp-on Pediatric High Mount Angle Adjustable Foot Plate - Style #7 Swing-away & Style #12 ELR 154, 198

Legrest Hanger - HD Drop-in for Synergy & TRU-Balance Seating 9

Legrest Hanger - Motion Concepts & Versa Seating 36

Legrest Hanger - Non-Friction Lock Jet & Select Series Seat Frames 35

Legrest Hanger - Pediatric Drop-in for Synergy & TRU-Balance Seating 11

Legrest Hanger - Style #7 Swing-away & Style #12 ELR for Synergy & TRU-Balance Seating 7

Legrest Hanger - Style #7 Swing-away & Style #12 ELR for 1170XL w/Square H-Frame 45

Legrest Hanger - Style #7 Swing-away & Style #12 ELR for Blast Series w/Square H-Frame 48

Legrest Hanger - Style #7 Swing-away & Style #12 ELR for Clover Leaf Seat Frame 29

Legrest Hanger - Style #7 Swing-away & Style #12 ELR for Specialty Seat & Versa Tilt Seat Frame 39, 40

Legrest Hanger - Style #8 Swing-away for 1170XL w/Square H-Frame 47

Legrest Hanger - Style #8 Swing-away for Clover Leaf Seat Frame 31

Legrest Hanger - Style #8 Swing-away for Specialty Seat 42

Legrest Hanger - Style #8 Swing-away for Universal Seat Frame 27

Legrest Hanger - Style #8 Swing-away's for Synergy & TRU-Balance Seating 12

Legrest Hanger / Receiver - Style #7 SWA & Style #12 ELR, Universal Seat Frame 25

Legrest Hanger Receiver - Bolt-on Weldment for Comfort Seat w/Clover Leaf Seat Frame 33

Neoprene Footrest Sleeves, Pair 159

Pediatric Angle Adjustable Foot Plates, 4" x 6" & 5" x 6" - Style #7 Swing-away & Style #12 ELR 151, 195

Pediatric Lower Extensions - Style #8 Swing-away 113

Small Clamp-on Pediatric High Mount Angle Adjustable Foot Plate - Style #7

Swing-away & Style #12 ELR	153, 197
Standard Chrome Lower Extensions - Style #7 Swing-away & Style #12 ELR	133, 177
Standard Foot Plates - Style #7 Swing-away & Style #12 ELR	135, 179
Standard Foot Plates - Style #8 Swing-away	77
Standard Lower Extensions - Style #8 Swing-away	75
Stealth Footplate Covers, Gen 2. AFP & Center Mount	263
Style #12 ELR Adductor Button	209
Style #12 ELR Calf Pad Assy's, 1 Hole Adjustment	203
Style #12 ELR Calf Pad Assy's, 3 Hole Adjustment	205
Style #12 ELR Calf Pad Assy's, 6 Hole Adjustment	207
Style #12 ELR Calf Pad Assy's, Standard	200
Style #12 ELR w/7.25" x 6" Footplate	165
Style #12 ELR w/8.5" x 6" Footplate	167
Style #12 ELRs w/Residual Limb Supports, Clover Leaf Seat	223
Style #12 ELRs w/Residual Limb Supports, Universal Seat	225
Style #7 Swing-away Legrest Knee Adductor	156
Style #8 Multi-axis Foot Plates, 4" x 6"	101
Style #8 Multi-axis Foot Plates, 5" x 6"	103
Style #8 Multi-axis Foot Plates, 5" x 8"	105
Style #8 Multi-axis Foot Plates, 6" x 11"	109
Style #8 Multi-axis Foot Plates, 6" x 8"	107
Style #8 Multi-axis Foot Plates, 8" x 11"	111
Style #8 Multi-axis Lower Legrests, Large (Used with 6+ Inch Wide Footplates)	97
Style #8 Multi-axis Lower Legrests, Short (Used with 4 & 5 Inch Wide Footplates)	99
Style #8 Pediatric Foot Plates, 4" x 6"	116
Style #8 Pediatric Foot Plates, 5" x 6"	119
Style #8 Swing-away Legrest Hangers - TB3 Seating	1, 19
Synergy Seating High Mount Foot Platform, 10" - 14" Lowers w/Calf Pads	277
Synergy Seating High Mount Foot Platform, 14" - 20" Lowers w/Calf Pads	279
Synergy Seating High Mount Foot Platform, Uppers	275
TB Flex Legrest Hangers	15
TB Flex Legrest Hangers Gen 2	17
TB Flex, Legrest Assembly - ELR	211
TB Flex, Legrest Assembly - Manual ELR	215
TB Flex, Legrest Assembly - Manual ELR, Gen2	219
TB Flex, Legrest Assembly - Swing Away	161
TB Flex, Legrest Assembly - Swing Away Gen2	163
Versa Seating High Mount Foot Platform, 11.65" Plate	273
Versa Seating High Mount Foot Platform, 9.55" Plate	271

Appendix B:Parts Index

ACCSTRP1067	162, 214, 218	DWR1000D133	230
BLT8110009	268, 270	DWR1000D134	228
BLTASHL1066	170, 172, 174	DWR1000D179	124, 128, 136, 168, 180
BLTASHL1088	240, 248	DWR1000D180	124, 128, 136, 168, 180
BLTASHL1091	52, 54, 56	DWR1000E103	282
BLTASHL1131	242, 244, 248	DWR1000E104B	282
BLTSEX1001	138, 140, 182, 184, 232	DWR1000E106B	282
BLTSEX1006	162, 214, 218	DWR1000E107	282
BPLSPRG1007	212	DWR1000E140	26, 30, 224, 226
BRGFLNG1060	284	DWR1000E141	26, 30, 224, 226
BRGFLNG1065	242, 244, 248	DWR1000E143	26, 28, 226
BRGFLNG1066	242, 244, 258	DWR1000E145	26, 28, 226
BRGSBTH1000	282, 282	DWR1005B180	8, 10, 14
BRKINDV1216	212	DWR1010B064	52, 54, 56, 58, 60, 62, 64, 66, 68, 70, 72, 74
BRKINDV1217	212	DWR1010B065	52, 54, 56, 58, 60, 62, 64, 66, 68, 70, 72, 74
BRKINDV1218	214	DWR1010B066	52, 54, 56, 58, 60, 62, 64, 66, 68, 70, 72, 74
BRKINDV1221	214	DWR1010B068	276
BRKINDV1222	214	DWR1010B112	52, 54, 56
BRKINDV1224	162	DWR1010B114	98, 100
BSHFLNG1079	218	DWR1010C132	52, 54, 56, 58, 60, 62, 64, 66, 68, 70, 72, 74
BSHNYLN1003	84, 86, 102, 104, 106, 108, 110, 112, 142, 144, 146, 148, 150, 152, 186, 188, 190, 192, 194, 196, 234, 236, 238, 256	DWR1010C135	52, 54, 56, 58, 60, 62, 64, 66, 68, 70, 72, 74
D1304-066	242, 244, 258	DWR1010C196	98, 100
D1304-067	242, 244, 258	DWR1010C215	86, 104, 120
DGN142501	254	DWR1010D203	90, 108
DGN142516	254	DWR1010D235	84, 102, 118
DGN142568	254	DWR1010D247	88, 106
DGN142571	254	DWR1010D250	92, 110
DWG1107C120	30, 32, 224	DWR1010D299	14
DWG1107C130	30, 32, 224	DWR1010D308	44
DWR1000A067	150, 150, 194, 194, 238, 238	DWR1010D310	28, 32
DWR1000A125	166, 168, 170, 172, 174	DWR1010E003	122, 126, 136, 166, 180
DWR1000B199B	278, 280	DWR1010E004	122, 126, 136, 166, 180
DWR1000B352	26, 28, 226, 226	DWR1010E442	52, 54, 62, 64
DWR1000B383	222	DWR1010E443	56, 72
DWR1000B384	222	DWR1010E594	74
DWR1000B387	222	DWR1010E614	96, 112
DWR1000B458	282, 282	DWR1010E832	58, 60
DWR1000B459	282, 282	DWR1043D021	34
DWR1000C164	144, 144, 188, 188	DWR1200C190	222
DWR1000C194B	280	DWR1201E002	284
DWR1000C204	38	DWR1201E003	284
DWR1000C258	150, 150, 194, 194, 238, 238	DWR1201E004	284
DWR1000C317	152, 196	DWR1304C111	260
DWR1000D080	146, 190, 234	DWR1304D068	242, 244, 258
DWR1000D103B	278, 280	DWR1304D069	242, 244, 258
DWR1000D106	150, 150, 194, 194, 238, 238	DWR1327C010	166, 168, 202, 278, 280
DWR1000D107	144, 144, 188, 188	DWR1360B072B	278
DWR1000D121	228	DWR1360C056	10
DWR1000D122	230	DWR1360C057	10
		DWR1360C058	8
		DWR1360C059	8

DWR1360C099	276	236, 238	
DWR1360C100	276	FRM8110008	270
DWR1360C101	276	FRMASMB10007	84, 86, 88, 90, 92, 96
DWR1360C102	276	FRMASMB10008	84
DWR1360D049	276	FRMASMB10009	86
DWR1360D050	276	FRMASMB10010	88
DWR1360D055B	276	FRMASMB10011	90
DWR1360D057B	278	FRMASMB10012	92
DWR1360E053B	276	FRMASMB10013	96
DWR1360E054B	276	FRMASMB10014	80
DWR1360E065B	280	FRMASMB10015	80
DWR1360E066B	280	FRMASMB10016	82
DWR1404B001	268, 270	FRMASMB10017	82
DWR1404B003	242, 244, 252, 258	FRMASMB10018	80
DWR1404C005	258	FRMASMB10019	80
DWR1404C006	258	FRMASMB10020	82
DWR1404C007	242, 244, 258	FRMASMB10021	82
DWR1404C008	242, 244, 258	FRMASMB10022	80
DWR1404C022	248	FRMASMB10023	80
DWR1404C031	268, 270	FRMASMB10024	82
DWR1404C032	268, 270	FRMASMB10025	82
DWR1404C041	258	FRMASMB10564	84
DWR1404C042	258	FRMASMB10565	86
DWR1404C046	248	FRMASMB10566	88
DWR1404C047	248	FRMASMB10567	90
DWR1404C048	248	FRMASMB10568	92
DWR1404C058	248	FRMASMB10569	96
DWR1404C063	248	FRMASMB11428	28
DWR1404C064	248	FRMASMB11429	44
DWR1404C065	248	FRMASMB11431	46
DWR1404C066	248	FRMASMB11432	46
DWR1404D005	268	FRMASMB11433	46
DWR1404D010	248	FRMASMB11464	276
DWR1404D011	248	FRMASMB11465	276
DWR1404D012	248	FRMASMB11466	276
DWR1404D016	268, 270	FRMASMB12544	30, 32
DWR1404D019	248	FRMASMB12548	30
DWR1404D029	268	FRMASMB12549	32
DWR1404D030	268	FRMASMB1503	146, 148, 190, 192, 234, 236
DWR1404D031	268	FRMASMB16230	162
DWR1404D039	248	FRMASMB16231	212
DWR1404D040	248	FRMASMB16232	212
DWR1404D042	248	FRMASMB16233	212
DWR1404D043	248	FRMASMB16234	212
DWR1404D045	248	FRMASMB16235	212
DWR1404D058	270	FRMASMB16236	212
DWR1404D059	270	FRMASMB16237	212
DWR1404E001	248	FRMASMB16238	212
DWR1500C009	46, 50	FRMASMB16239	212
DWR1500C010	46, 50	FRMASMB16240	212
DWR1500D042	142, 144, 146, 148, 150, 186, 188, 190, 192, 194, 234,	FRMASMB16241	212

FRMASMB16242	162	FRMASMB4737	144, 144, 188, 188
FRMASMB16243	162	FRMASMB4738	146, 190, 234
FRMASMB16244	162	FRMASMB4739	146, 146, 190, 190, 234, 234
FRMASMB16343	216	FRMASMB4740	146, 146, 190, 190, 234, 234
FRMASMB16344	216	FRMASMB4741	148, 192, 236
FRMASMB16345	218	FRMASMB4742	148, 148, 192, 192, 236, 236
FRMASMB16346	218	FRMASMB4743	148, 148, 192, 192, 236, 236
FRMASMB16347	218	FRMASMB4744	150, 194, 238
FRMASMB17558	58	FRMASMB4745	150, 150, 194, 194, 238, 238
FRMASMB17559	58	FRMASMB4746	150, 150, 194, 194, 238, 238
FRMASMB17593	214	FRMASMB4747	136, 180
FRMASMB17944	246	FRMASMB4748	136, 180
FRMASMB17945	246	FRMASMB4755	134, 178
FRMASMB17946	246	FRMASMB4756	134, 178
FRMASMB17948	258	FRMASMB4757	134, 178
FRMASMB17949	258	FRMASMB4762	228
FRMASMB17964	268	FRMASMB4763	230
FRMASMB18000	216	FRMASMB4853	228
FRMASMB18001	216	FRMASMB4854	230
FRMASMB18002	216	FRMASMB4855	134, 178
FRMASMB18003	216	FRMASMB4856	122, 124, 126, 128, 134, 166, 168, 178
FRMASMB18004	216	FRMASMB4857	134, 178
FRMASMB18038	270	FRMASMB5136	140, 184
FRMASMB1984	170, 204	FRMASMB5137	140, 184
FRMASMB2295	272	FRMASMB5198	152, 196
FRMASMB2692	150, 194, 238	FRMASMB5199	152, 196
FRMASMB2693	144, 188	FRMASMB5200	152, 196
FRMASMB2857	172	FRMASMB5201	152, 196
FRMASMB3230	272	FRMASMB5202	152, 196
FRMASMB3231	272, 274	FRMASMB5252	10
FRMASMB3623	124, 128, 168	FRMASMB5253	10
FRMASMB3626	124, 128, 168	FRMASMB5254	8
FRMASMB3802	130	FRMASMB5255	8
FRMASMB3803	130	FRMASMB5257	10
FRMASMB3806	168	FRMASMB5258	8
FRMASMB3807	168	FRMASMB5300	222, 224, 226
FRMASMB3808	168	FRMASMB5301	222, 224, 226
FRMASMB3809	168	FRMASMB5391	138, 182, 232
FRMASMB3810	166	FRMASMB5392	138, 182, 232
FRMASMB3811	166	FRMASMB5393	138, 182, 232
FRMASMB3812	166	FRMASMB5731	166, 168
FRMASMB3813	166	FRMASMB5732	166, 168, 202
FRMASMB3814	166, 168, 170, 172, 174, 224, 226	FRMASMB6279	140, 184
FRMASMB3815	166, 168, 170, 172, 174, 224, 226	FRMASMB6280	140, 184
FRMASMB4123	150, 150, 194, 194, 238, 238	FRMASMB6362	26, 28
FRMASMB4723	138, 182, 232	FRMASMB6363	26
FRMASMB4724	138, 182, 232	FRMASMB6371	282
FRMASMB4725	138, 182, 232	FRMASMB6373	282
FRMASMB4733	142, 186	FRMASMB6432	172, 206
FRMASMB4735	144, 188	FRMASMB6433	174, 208
FRMASMB4736	144, 144, 188, 188	FRMASMB6434	174

FRMASMB6699	144, 188	FRMASMB8059	68
FRMASMB6700	146, 190, 234	FRMASMB8444	176
FRMASMB6702	176	FRMASMB8445	176
FRMASMB6769	142, 144, 146, 148, 150, 186, 188, 190, 192, 194, 234, 236, 238	FRMASMB8585	284
FRMASMB6771	148, 192, 236	FRMASMB8806	114
FRMASMB6772	150, 194, 238	FRMASMB8807	114
FRMASMB6829	276	FRMASMB8809	74
FRMASMB6830	276	FRMASMB8810	74
FRMASMB6831	276	FRMASMB8811	120
FRMASMB6832	278	FRMASMB8812	118
FRMASMB6833	280	FRMASMB9160	98
FRMASMB6834	280	FRMASMB9161	98
FRMASMB7033	278	FRMASMB9163	98
FRMASMB7034	280	FRMASMB9164	98
FRMASMB7035	280	FRMASMB9166	98
FRMASMB7036	282	FRMASMB9167	98
FRMASMB7037	282	FRMASMB9169	100
FRMASMB7110011	270	FRMASMB9170	100
FRMASMB7110012	270	FRMASMB9172	100
FRMASMB7273	220	FRMASMB9173	100
FRMASMB7454	84, 86, 88, 90, 92, 96, 102, 104, 106, 108, 110, 112	FRMASMB9174	102, 104, 106, 108, 110, 112
FRMASMB7840	54	FRMASMB9177	102
FRMASMB7844	52, 54, 56, 76	FRMASMB9178	104
FRMASMB7845	76	FRMASMB9179	106
FRMASMB7846	76	FRMASMB9180	108
FRMASMB7847	78	FRMASMB9181	110
FRMASMB7848	78	FRMASMB9182	112
FRMASMB7849	54	FRMASMB9228	284
FRMASMB7850	54	FRMASMB9456	102
FRMASMB7853	52, 54, 62	FRMASMB9457	104
FRMASMB7854	52, 54, 62	FRMASMB9458	106
FRMASMB7855	56, 70	FRMASMB9459	108
FRMASMB7856	56, 70	FRMASMB9460	110
FRMASMB7857	66	FRMASMB9461	112
FRMASMB7858	66	FRMASMB9972	14
FRMASMB7859	54, 56	FRMASMB9973	14
FRMASMB7860	54, 56	FRMINDV1480	212
FRMASMB7861	52, 78	FRMINDV1481	212
FRMASMB7862	52, 78	FRMINDV1482	162
FRMASMB7863	54, 56, 78	FRMINDV1483	162
FRMASMB7864	54, 56, 78	FRMINDV1484	162
FRMASMB7876	52	FRMINDV1490	212
FRMASMB7877	52	FRMINDV1495	212
FRMASMB7878	78	FRMINDV1496	218
FRMASMB7879	78	FRMINDV1497	218
FRMASMB7931	56	FRMINDV1498	218
FRMASMB7932	56	HDW138262	240, 252
FRMASMB7933	56	HDWINDV1212	162, 212, 216
FRMASMB8053	76	HDWINDV1214	214
FRMASMB8058	68	HDWINDV1216	162
		HDWINDV1223	212

HDWINDV1224	214	MEC142330	254
HDWINDV1225	218	MEC142331	254
INDPART2003	166, 168, 170, 172, 174, 202, 204, 206, 208, 272, 274	MEC142335	254
INDPART2242	210	MEC142336	254
INDPART2243	160	MEC142502	254
INDPART2309	222	MEC142537	254
INDPART2433	158	MEC142570	254
INDPART2844	214	MEC142573	254
INDPART2845	214	MEC144053	254
INDPART2846	162	MEC144061	254
INDPART2847	162	MEC144127	254
INDPART2848	212	MEC144134	254
INDPART2849	212	MEC144155	254
INDPART2853	214, 216	MEC144168	254
INDPART2859	216	MEC144220	252
INDPART2860	216	MEC144221	252
INDPART2861	216	MEC144455	254
INDPART2862	218	MEC144456	254
INDPART2863	218	MEC144484	256
INDPART2864	218	MEC144485	254
INDPART2865	216	MEC148422	16
INDPART2867	216	MEC148423	16
INDPART2868	216	MEC150393	220
INDPART2945	216	MEC151365	252
INDPART2946	216	MEC151369	252
INDPART2947	216	MEC151468	252
INDPART2948	216	MEC151470	252
INDPART2949	216	MEC151472	252
INDPART2950	216	MEC151473	252
INDPART2951	216	MEC152553	252
INDPART2952	216	MEC152554	252
INDPART2953	216	MEC152555	252
INFINFB2210	224, 224, 226, 226	MEC152556	252
INFINFB2412	34	MEC155441	18
INFINFB3394	254, 254, 254, 254, 254	MEC155442	18
KITASMB1592	224	MEC1611101	220
KITASMB1593	224	MEC1611102	220
KITASMB1594	226	MEC163611	240
KITASMB1595	226	MEC164242	240
KITASMB1723	34	MEC1707397	262
MEC125019	216	MEC1707399	262
MEC125020	216	MEC1707400	262
MEC131658	216	MEC1707401	262
MEC132306	2, 16, 18, 20	MEC1707403	262
MEC134033	242, 244	MEC1707409	262
MEC136423	242, 244	MEC1707426	262
MEC136623	242, 244	MEC1707428	262
MEC141241	252	NUT8120005	16, 18
MEC141646	252	NUTACRN1029	84, 86, 102, 104, 106, 108, 110, 112, 142, 144, 146, 148, 150, 152, 186, 188, 190, 192, 194, 196, 234, 236, 238, 256
MEC141648	252	NUTNJAM1004	166, 168, 170, 172, 174
MEC141650	252		

NUTNJAM1015	80, 82, 222	RIG134744	266
NUTNJAM1020	282, 282	RIG136407	2, 16, 18, 20
NUTNJAM1021	166, 166, 168, 168, 170, 172, 174	RIG136481	60
NUTNYLK1006	278, 280	RIG142468	4, 22
NUTNYLK1011	216, 284	RIG142469	4, 22
NUTNYLK1014	150, 150, 194, 194, 222, 238, 238	RIG142470	4, 22
NUTNYLK1019	162, 212, 218, 240, 242, 244, 248	RIG150203	252
NUTNYLK1026	44, 276, 278, 280	RIG150206	252
NUTNYLK1040	170, 172, 174	RIG150212	252
NUTNYLK1060	212	RIG150610	16
NUTNYLK1061	214	RIG151505	252
NUTNYLK1084	218	RIG151506	252
NUTSTD1037	142, 144, 144, 146, 148, 150, 150, 186, 188, 188, 190, 192, 194, 194, 234, 236, 238, 238	RIG151508	252
PINCOTD1000	30, 30, 32, 32, 224, 224, 226, 226	RIG152510	254
PLSINDV1289	212	RIG152516	254
PLSINDV1290	212	RIG152517	254
PLSINDV1291	162	RIG152518	254
PLSINDV1292	162	RIG152519	254
PLSINDV1295	218	RIG152577	252
PLSKNCP1066	214	RIG152578	252
PROBUMP1010	122, 124, 126, 128, 134, 166, 168, 178	RIG155527	246
PROECAP1015	52, 54, 56	RIG155528	246
PROECAP1017	138, 140, 182, 184, 232	RIG155637	246
PROECAP1080	282, 282, 284	RIG1610270	164
PROECAP1131	212	RIG1610272	164
PROECAP1132	162	RIG1610275	164
PROECAP1135	212	RIG1610281	164
PROECAP1136	212	RIG1610284	164
PROECAP1137	216	RIG1610286	164
PROECAP1138	216	RIG1610287	164
PROHDL1031	168, 170, 172, 174	RIG1610287	164
PROHDL1107	212	RIG1611095	220
RIG120062	58	RIG1611096	220
RIG123290	250	RIG1611096	220
RIG123291	250	RIG1611098	220
RIG123292	250	RIG1611099	220
RIG123293	250	RIG1611100	220
RIG123294	250	RIG1611103	220
RIG123295	250	RIG1611104	220
RIG130091	242	RIG1611105	220
RIG130092	244	RIG163640	240
RIG132607	60	RIG1702200	18
RIG132609	60	RIG1704788	6, 24
RIG133716	266	RIG1704789	6, 24
RIG133717	266	RIG1704790	6, 24
RIG133718	266	RIG1710345	240
RIG133719	266	RIG1710346	240
RIG134672	266	RIG1802138	240
RIG134673	266	RIGASMB7120012	250
RIG134743	266	RIGASMB7120013	250
		RIGASMB7120014	250
		RIGASMB7120015	250
		RIGASMB7120016	250

RIGASMB7120017	250	SCRSETS1011	278, 280
RIGASMB7120018	268	SCRSETS1025	46
RIGASMB7120019	268	SCRSETS1047	166, 168, 170, 172, 174
RIGASMB7120023	260	SCRSETS1049	276
SCR8110001	270	SCRSETS1056	30, 32, 34, 224, 224, 226, 226
SCRALNH1013	170, 172, 174	SCRSETS1064	4, 6, 8, 10, 22, 24, 276
SCRASBH1001	138, 140, 182, 184, 232	SCRSETS1079	138, 140, 182, 184, 232
SCRASBH1004	278, 280	SCRSETS1090	276, 282, 282
SCRASBH1020	44, 166, 168, 170, 172, 174	SCRSETS1093	52, 54, 56, 58, 60, 62, 64, 66, 68, 70, 72, 74
SCRASBH1022	122, 124, 126, 128, 132, 166, 168, 170, 172, 174, 222, 228, 228, 230, 230, 278, 280	SCRSETS1102	26, 28
SCRASBH1076	166, 168, 170, 172, 174	SCRSETS1121	14
SCRASBH1095	84, 86	SCRSETS1149	242, 244, 248, 258
SCRASBH1099	276, 278, 280	SCRSETS1150	242, 244, 258
SCRASBH1111	278, 280	SCRSHCS1063	166, 168
SCRASBH1130	138, 140, 182, 184, 232	SCRSHCS1095	268, 268
SCRASBH1133	162, 214, 218	SCRSHCS1111	166, 168
SCRASBH1147	260	SCRSHCS1116	26, 28, 226, 226
SCRASBH1177	52, 54, 56, 58, 60, 62, 64, 66, 68, 70, 72, 76, 80, 82, 98, 100	SCRSHCS1127	242, 244, 258
SCRASBH1187	52, 54, 56, 76	SCRSHCS1136	150, 150, 194, 194, 238, 238
SCRASBH1251	242, 244, 252, 258, 268, 270	SCRSHCS1170	282, 282
SCRASBH1293	214	SCRSHCS1198	162, 212, 216
SCRASBH1330	242, 244, 258	SCRSHCS1251	162, 212
SCRASBH1331	248	SCRSHCS1320	212
SCRCPH1004	214	SCRSHCS1321	218
SCRCPH1005	214	SCRSHCS1355	248
SCRHHCS1116	4, 6, 22, 24	SCRSHFH1010	142, 144, 144, 146, 148, 152, 186, 188, 188, 190, 192, 196, 222, 234, 236
SCRHHCS1147	46	SCRSHFH1022	254, 254, 254, 254, 254, 260
SCRHHCS1149	26, 28	SCRSHFH1033	102, 104, 106, 108, 110, 112, 142, 144, 146, 148, 150, 152, 186, 188, 190, 192, 194, 196, 234, 236, 238
SCRHHCS1219	222	SCRSHFH1034	150, 150, 194, 194, 238, 238
SCRHHCS1256	8, 10	SCRSHFH1064	222
SCRHHCS1257	276	SCRSHFH1076	256
SCRHHCS1322	2, 16, 18, 20	SCRSHFH1106	172, 174
SCRHHCS1363	284	SCRSHFH1178	162
SCRHHCS1373	34	SCRSHFH1180	212
SCRHHCS1405	26, 28, 226, 226	SCRSHFH1182	216
SCRHHCS1406	98, 100	SCRSHFH1183	216
SCRHHCS1412	16, 18	SCRSHFH1184	216
SCRHHCS1478	8, 10, 14	SCRSHFH1185	216
SCRHHCS1543	284	SCRSHFH1186	218
SCRHHCS1680	162	SCRSHFH1187	218
SCRHHCS1727	242, 244, 248	SCRSHFH1188	218
SCRMISC1002	142, 144, 144, 146, 148, 150, 150, 186, 188, 188, 190, 192, 194, 194, 234, 236, 238, 238	SCRSHFH1189	218
SCRPFH1035	170	SCRSHFH1190	270, 270
SCRPFSM1006	162, 212	SCRSHFH1203	220, 242, 244, 258
SCRPPH1044	284	SPGRAW1040	122, 124, 126, 128, 136, 136, 166, 168, 180, 180
SCRPPH1080	282, 282	SPGRAW1071	138, 140, 182, 184, 232
SCRPPH1273	166, 168	SPGRAW1110	214
SCRPTH1012	122, 124, 126, 128, 134, 166, 168, 178	SPGRAW1111	214
		SPGRAW1113	212

ST-FPG5008T-Q	264
ST-FPG5011S-Q	264
ST-FPG5011T-Q	264
ST-FPG6508T-Q	264
ST-FPG7011S-Q	264
ST-FPG7011T-Q	264
WAS8110007	268, 270
WASBELV1011	268, 270
WASLOCK1022	34
WASMETR1033	52, 54, 56
WASMETR1136	34
WASMETR1146	216
WASNYLN1007	80, 82
WASNYLN1040	278, 280
WASNYLN1065	170, 172, 174
WASNYLN1066	282, 282
WASNYLN1099	222
WASNYLN1128	242, 244, 258
WASSAE1006	222
WASSAE1008	282, 282
WASSTND1002	80, 82
WASSTND1053	162, 218, 218
WASSTND1102	242, 244, 258
WASSTND1135	98, 100
WASSTND1196	268, 268
WASSTND1204	214
WASWAVY1000	138, 140, 182, 184, 232
WASWAVY1024	284
WHL1612226	256
WHL169508	84, 86, 118, 120
WHLASMB1578	102, 104, 106, 108, 110, 112, 142, 144, 146, 148, 150, 152, 186, 188, 190, 192, 194, 196, 234, 236, 238
WHLASMB1727	52, 54, 56
WHLATIP1004	52, 54, 56, 84, 86, 102, 104, 106, 108, 110, 112, 142, 144, 146, 148, 150, 152, 186, 188, 190, 192, 194, 196, 234, 236, 238, 256

Illustrated Parts Breakdown

USA - Quantum Rehab

401 York Avenue
Duryea, Pa 18642
www.quantumrehab.com

USA - Pride Mobility Products Corp.

182 Susquehanna Avenue
Exeter, Pa 18643
www.pridemobility.com

Canada

5096 South Service Road
Beamsville, Ontario L0R 1B3
www.pridemobility.ca
www.quantumrehab.com

Australia

20-24 Apollo Drive
Hallam, Victoria 3803
www.pridemobility.com.au
www.quantumrehab.com.au

New Zealand

38 Lansford Crescent
Avondale, Auckland 0600
www.pridemobility.co.nz

UK

32 Wedgwood Road
Bicester, Oxfordshire OX26 4UL
www.pride-mobility.co.uk
www.quantumrehab.co.uk

Netherlands

(Authorised EU Representative)

De Zwaan 3
1601 MS Enkhuizen
www.pridemobility.eu
www.quantumrehab.eu

Italy

Via del Progresso, ang. Via del Lavoro
Loc. Prato della Corte
00065 Fiano Romano (RM)
www.pride-italia.it
www.quantumrehab-italia.it

France

26 Rue Monseigneur Ancel
69800 Saint-Priest
www.pridemobility.fr
www.quantumrehab.fr

Spain

Calle Las Minas Número 67
Polígono Industrial Urtinsa II, de Alcorcón
28923 Madrid

Germany

Hövelrieger Str. 28
33161 Hövelhof
www.pridemobility.de

China

Room 508, Building #4
TianNa Business Zone
No. 500 Jianyun Road
Pudong New Area
Shanghai 201318

