

# USER MANUAL

## Pocket Easywipe Personal Hygiene Aid



Code

# buckingham pocketeasywipe

Personal hygiene aid



## Intended Use

The Buckingham Pocket Easywipe is a personal hygiene aid designed to assist anyone with limited mobility with personal cleansing after using the toilet.

It works very well with either flushable wipes or toilet tissue.

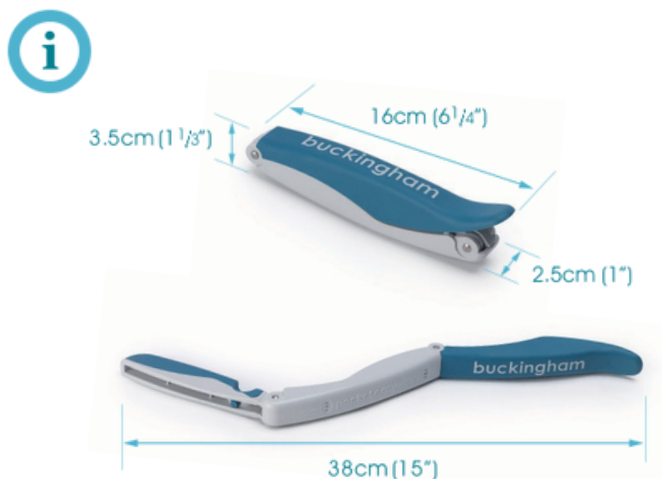
## Cleaning and Care

- You may immerse the pocket easywipe in water. Dry it thoroughly afterwards
- To clean wipe all over with a soft disposable cloth in a mild, soapy water
- Dry with a soft disposable cloth
- It is recommended that the pocket easywipe is cleaned after each use
- Due to hygiene reasons, once removed from the packaging the product cannot be returned

## Please read this

FOR EXTERNAL USE ONLY

- DO NOT USE THIS PRODUCT IF THERE IS ANY SIGN OF DAMAGE TO THE END MARKED (A) OPPOSITE. YOU MUST DISCARD THE PRODUCT
- Only to be used for the purposes of external, personal cleansing and wiping
- To maintain personal hygiene the easywipe should not be shared between people
- Not to be used on animals or young children
- Only use the easywipe for the intended purpose
- Any excessive force applied to the hinges could result in damage to the product
- If the hinges are damaged, then you MUST DISCARD THE PRODUCT
- DO NOT use the easywipe if any damage to any part of the product is noticed

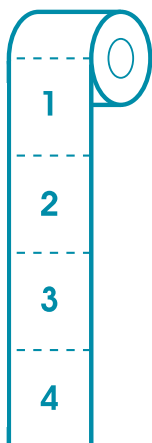


81g



1.

Select required length of toilet tissue  
- 4 sheets recommended.




2.

Fully open the pocket easywipe.




3.

Wrap the toilet tissue  
around the soft end (A).



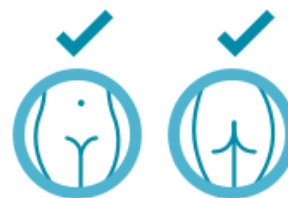
4.

Tuck paper into the cut-out (B)  
to hold in place for cleaning.



5.

Suitable for cleaning the  
vaginal or anal area.



6.

Can be used between the legs, from the front or from behind, whilst seated on the toilet.



7.

To release the used paper gently shake.



8.

Repeat as required.

