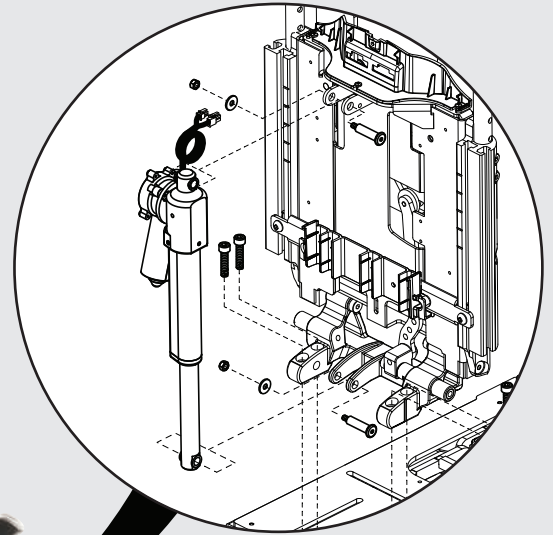


TRU-BALANCE® 4

PRIDE[®]
MOBILITY
LIVE YOUR BEST[®]



Illustrated Parts Breakdown



This Illustrated Parts Breakdown (IPB) Catalog has been compiled from the latest product information available at the time of publication. Quantum Rehab[®] / Pride Mobility Products[®] Corporation reserves the right to make changes and updates to this manual and to the product(s) it represents. Any changes, updates, or improvements to the product(s) may result in slight differences between this manual and the product that has been purchased.

An IPB is a graphically portrayed parts listing of product components which have been deemed to have serviceable, maintenance significance. When applicable, IPBs utilize “exploded” illustrations that detail serviceable components and a corresponding itemized parts list of reference numbers, part numbers, descriptions, quantities, and any applicable pricing. Most product components are incorporated into assemblies and may not be available for replacement.

Serviceable components will be noted by a callout in the illustration that will correspond to a alphanumeric reference number in the parts list. Items may also be listed in the parts list by parent assemblies. In most cases when a parent assembly is listed, there will be child parts or sub-assemblies listed under that parent.

For example: The parent assembly reference number is A1 — A5. That part contains all of the items listed as and contained within A1, A2, A3, A4, & A5. As long as these subcomponents have a callout associated with them, they can be selected for replacement or quote.

Updates to the contents of an IPB will be made on a regular basis based upon applicable product changes and enhancements. This PDF catalog has been export from the Provider based service site. The most up to date parts look up tool and ordering application is located at: prideprovider.com. Please utilize this system to enhance your user experience. It is built with highly interactive materials that are set with relational properties that will facilitate easier part look-up, more accurate parts selection, notification of onhand part availability, and quick links to related documents and products.

We welcome all questions and comments regarding the Quantum Rehab[®] / Pride Mobility Products[®] Corporation IPB systems.

Any pricing that is included in Quantum Rehab[®] /Pride Mobility Products[®] Corporation IPBs is subject to change without prior notice.

Thank you for choosing products from Quantum Rehab[®] and Pride Mobility Products[®] Corporation.



1. Seat Base Assy's

Seat Base Matrix, TRU-Balance 4	1
Seat Pans, TRU-Balance 4	3
Seat Width Components, TRU-Balance 4	5
Seat Depth Components, TRU-Balance 4	7
Lift & Tilt Frame, Anterior Tilt Switch, & Switching Motor, TRU-Balance 4	9
Anterior Tilt Angle Retrofit Kits, TRU-Balance 4 Seating	11

2. Power Base Interface Assy's

TRU-Balance 4 on 4Front 2 - Seat Interface	13
TRU-Balance 4 on Q6 Edge 3 - Seat Interface	15
TRU-Balance 4 on Q6 Edge 3 Stretto - Seat Interface	17

3. Seat Back Assy's

Recline Back Assembly, TRU-Balance 4	19
--------------------------------------	----

4. Sport & TRU-Comfort Back Pans / Cushions

4.1. TRU-Comfort 4

4.1.1. Complete Back Pan / Cushion

TRU-Comfort 4 Complete Back Assemblies, TRU-Balance 4	21
---	----

4.1.2. Back Cushions

TRU-Comfort 4 Back Cushion, 12"W	23
TRU-Comfort 4 Back Cushions, 14"-18"W	25
TRU-Comfort 4 Back Cushions, 19"-22"W	27
TRU-Comfort 4 Back Cushion Cover, 12"W	29
TRU-Comfort 4 Back Cushion Covers, 14"-18"W	31
TRU-Comfort 4 Back Cushion Covers, 19"-22"W	33

4.1.3. Back Pan's & Bolster Supports

10"-14"W Back Pans, TB3 / TRU-Balance 4 Backs	35
14"-16"W Back Pans, TB3 Redesigned / TRU-Balance 4 Backs	37
16"-20"W Back Pans, TB3 Redesigned / TRU-Balance 4 Backs	39
18"-22"W Back Pans, TB3 Redesigned / TRU-Balance 4 Backs	41
TRU-Comfort Bolsters and Supports, TB3 / TB3 Redesigned / TRU-Balance 4 Backs	43
Back Cushion Securement Brackets, TB3 Redesigned / TRU-Balance 4 Backs	45

4.1.4. Back Height Extensions

Back Height Extension, 14"-16"W, TB3 Redesigned / TRU-Balance 4 Backs	47
Back Height Extension, 16"-20"W, TB3 Redesigned / TRU-Balance 4 Backs	49
Back Height Extension, 18"-22"W, TB3 Redesigned / TRU-Balance 4 Backs	51

4.1.5. Lateral Covers and Plastics

Lateral Side Cover Inserts, TB3 Redesigned / TRU-Balance 4 Backs	53
Lateral Side Covers, TB3 Redesigned / TRU-Balance 4 Backs	55

4.2. Sport Back 4

4.2.1. Complete Back Pan / Cushion

12"W Sport Back 4 Complete Assy's, TB3 / TRU-Balance 4 Backs	57
14"-16"W Sport Back 4 Complete Assy's, TB3 Redesigned / TRU-Balance 4 Backs	59
16"-20"W Sport Back 4 Complete Assy's, TB3 Redesigned / TRU-Balance 4 Backs	61
18"-22"W Sport Back 4 Complete Assy's, TB3 Redesigned / TRU-Balance 4 Backs	63
Back Cushion Securement Brackets, TB3 Redesigned / TRU-Balance 4 Backs	65

4.2.2. Back Cushions

Sport Back 4 Cushions, 12"-18"W	67
---------------------------------	----

Sport Back 4 Cushions, 19"-22"W	69
Sport Back 4 Cushion Covers, 12"-18"W	71
Sport Back 4 Cushion Covers, 19"-22"W	73
4.2.3. Back Pan's & Bolster Supports	
10"-14"W Back Pans, TB3 / TRU-Balance 4 Backs	75
14"-16"W Back Pans, TB3 Redesigned / TRU-Balance 4 Backs	77
16"-20"W Back Pans, TB3 Redesigned / TRU-Balance 4 Backs	79
18"-22"W Back Pans, TB3 Redesigned / TRU-Balance 4 Backs	81
TRU-Comfort Bolsters and Supports, TB3 / TB3 Redesigned / TRU-Balance 4 Backs	83
Back Cushion Securement Brackets, TB3 Redesigned / TRU-Balance 4 Backs	85
4.2.4. Back Height Extensions	
Back Height Extension, 14"-16"W, TB3 Redesigned / TRU-Balance 4 Backs	87
Back Height Extension, 16"-20"W, TB3 Redesigned / TRU-Balance 4 Backs	89
Back Height Extension, 18"-22"W, TB3 Redesigned / TRU-Balance 4 Backs	91
4.2.5. Lateral Covers and Plastics	
Lateral Side Cover Inserts, TB3 Redesigned / TRU-Balance 4 Backs	93
Lateral Side Covers, TB3 Redesigned / TRU-Balance 4 Backs	95
4.3. Back Privacy Flaps	
Privacy Flaps, TB3 / TB3 Redesigned / TRU-Balance 4 Backs	97
5. Stealth Backs	
Stealth Q-Back 2, AL Series	
Stealth Q-Back 2, Active Contour w/ International Sizes	99
Stealth Q-Back 2, Deep Contour w/ International Sizes	101
Stealth Q-Back 2, Extra Deep Contour	103
Stealth Q-Back 2, AFT Series	
Stealth Q-Back 2, Active Contour, AFT Series	105
Stealth Q-Back 2, Deep Contour, AFT Series	107
Stealth Q-Back 2, Extra Deep Contour, AFT Series	109
6. Aftermarket Back Integration	
12"-21"W Aftermarket Back Adapter Kit, TB3 / TB3 Redesigned / TRU-Balance 4 Backs	111
20"-24"W Aftermarket Back Adapter Kit, TB3 / TB3 Redesigned / TRU-Balance 4 Backs	113
7. Side Covers and Rear Wire Cover	
Side Rail Interface Covers, TRU-Balance 4	115
Rear Wire Cover and Guide, TRU-Balance 4	117
8. Back Covers	
Painted E-Box Shroud Covers, TB3 Redesigned / TRU-Balance 4 Backs	119
Rear Shroud Assembly, TRU-Balance 4 Backs	121
9. Headrest Assy's, Mounts, & Pads	
Headrests and Pads, TRU-Balance 4 Seating	123
10. Seat Electronics	
Complete Electronic Assemblies, TRU-Balance 4	125
Q-Logic 3 Multiplier Harness, Mounts, & Bus Cables, TRU-Balance 4	127
Q-Logic 3 Attendant Joystick & Mount	129
Q-Logic 3 Standalone Joystick	131
Q-Logic 3 SCIM, Sip & Puff, & ECM Modules & Mounts	133
I-Access & 4-Function Seating Modules & Mounts, TRU-Balance 4	135
I-Access Toggle and Button Replacement Kit	137
Q-Logic 3 USB Charger Module Assy	139

11. Seat Mounted Lights & Lighting Electronics

Lighting Module & Harnesses, Q6 Edge 3 / 4Front 2, TRU-Balance 4 141
Edge 3 / 4 Front 2 Seat Mounted Lights, TRU-Balance 4 143
Light Module & Harnesses, Q6 Edge 3 Stretto, TRU-Balance 4 145
Stretto Seat Mounted Lights, TRU-Balance 4 147

12. AFP

AFP Complete Upper Assembly, TRU-Balance 4 149
AFP Lower's and Footplates, Q6 Edge 3, TRU-Balance 4 151
AFP Lower's and Footplates, Q6 Edge 3 Stretto, TRU-Balance 4 153
AFP Lower's and Footplates, 4Front 2, TRU-Balance 4 155
Dual AFP Calf Pads and Mounting Hardware, TRU-Balance 4 157
Serviceable Components, Dual Actuator AFP, TRU-Balance 4 159

13. Knee Blocks and Chest Bar

Knee Block and Chest Bar, TRU-Balance 4 Seating 161

14. Lap Belts

Lap Belts, TB3 / TRU-Balance 4 163
Occupied Transit Lap Belt Mount, TB3 / TRU-Balance 4 165
Stealth Lap Belts, TRU-Balance 4 167

15. Accessory Bar

Accessory Bar, TB3 169

16. Armrest and Pads

Version 3 Flip-back Armrests 171
Armpads and Mounting Options, Version 3 Flip-back Arms 173
Down Post Assy, Version 3 Flip-back Armrests 175

17. iLevel Seat Components

17.1. Q6 Edge 3

iLevel Base Components, Q6 Edge 3 w/ TRU-Balance 4 Seat 177
iLevel Base Components for Lights, Q6 Edge 3 w/ TRU-Balance 4 Seat 179
iLevel Seat Engagement Assy & Cable, Q6 Edge 3, TRU-Balance 4 Seating 181

17.2. Q6 Edge 3 Stretto

iLevel Base Components, Stretto, TRU-Balance 4 183
iLevel Seat Engagement Assy & Cable, Stretto, TRU-Balance 4 185

18. Joystick Receivers & Buddy Button Mounts

Joystick Receivers, TRU-Balance 4 187

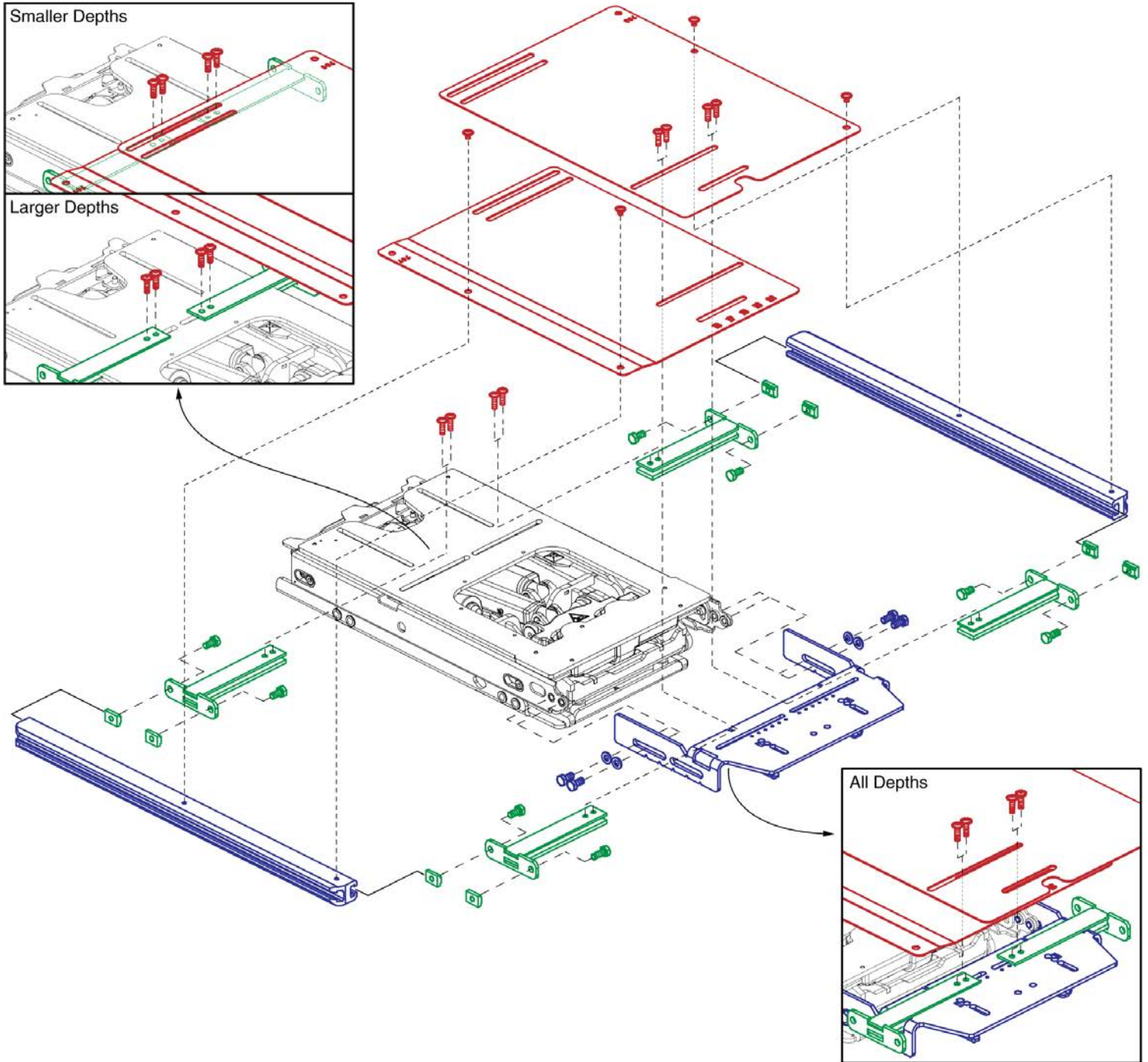
19. Owner's & Decal Packages

Owner's Manual, TRU-Balance 4, Australia 189
Decal Package, TRU-Balance 4, Australia 191
Appendix A:Pages Index 193
Appendix B:Parts Index 194

Complete Seat Base Assemblies*			
Ref #	Part #	Seat Width	Seat Depth
(A1)	SET2009097	16" - 20"W	14" - 22"D
(B1)	SET2009116	20" - 24"W	14" - 22"D

***Please Note:**

- The lift base is **NOT** included.
- Maximum seat size allowed: 22"W x 22"D (all bases).
- Minimum seat size allowed: 16"W x 14"D (Q6 Edge 3 and Stretto) 16"W x 15"D (4Front 2).
- Contact Technical Service for additional information.



Seat Base Matrix, TRU-Balance 4

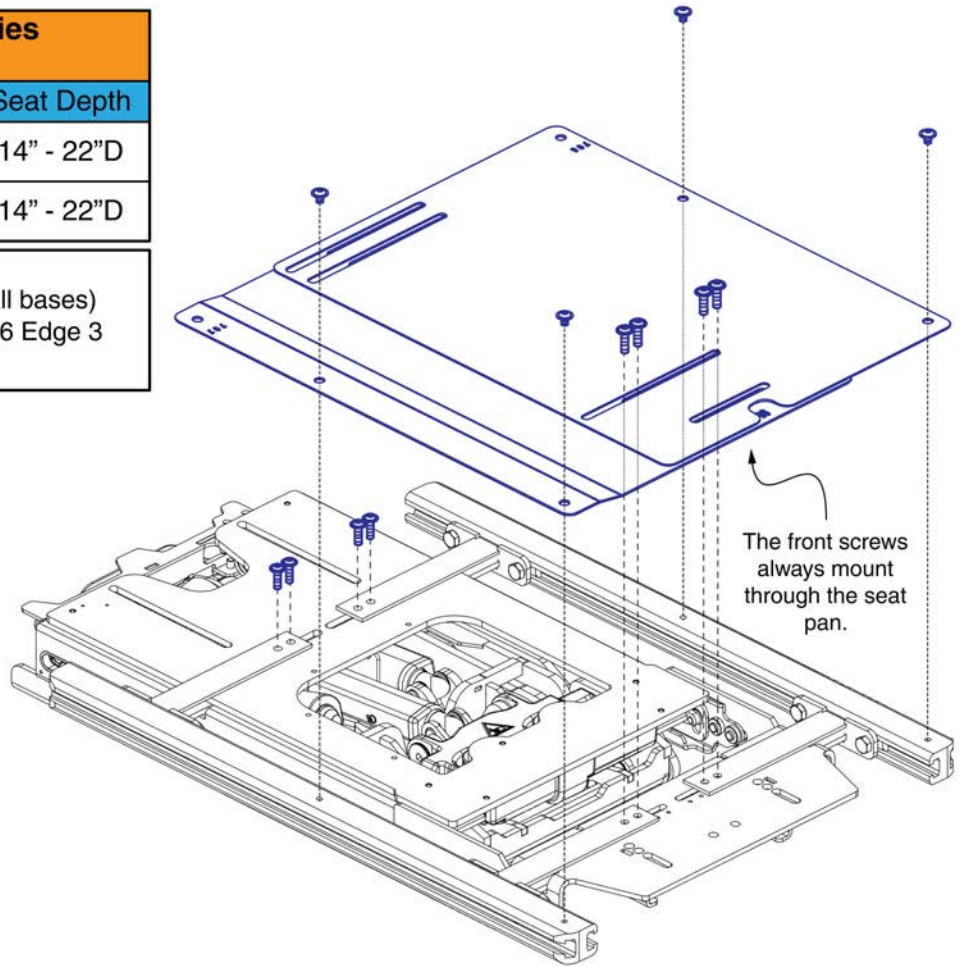
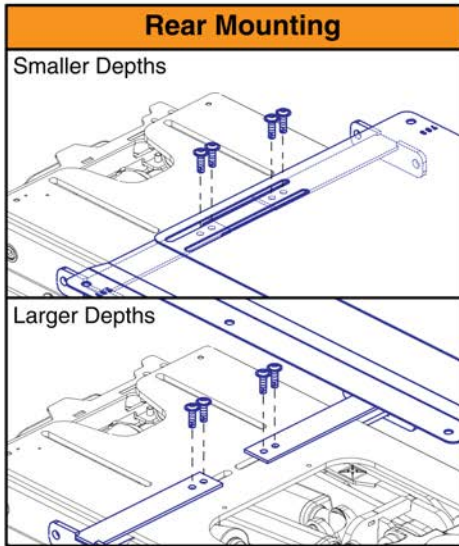
Item	Part No.	Name	Qty
A1	SET2009097	SEAT BASE,ASSY,16"W-20"W,16"D-22"D,TILT READY,LIFT READY,TRU-BALANCE 4	1
B1	SET2009116	SEAT BASE,ASSY,20"W-24"W,16"D-22"D,TILT READY,LIFT READY,TRU-BALANCE 4	1

Complete Seat Pan Assemblies with Hardware

Ref #	Part #	Seat Width	Seat Depth
A1	SET2102680	16" - 20"W	14" - 22"D
B1	SET2102681	20" - 24"W	14" - 22"D

Please Note:

- Maximum seat size allowed: 22"W x 22"D (all bases)
- Minimum seat size allowed: 16"W x 14"D (Q6 Edge 3 and Stretto) 16"W x 15"D (4Front 2)



Seat Pans, TRU-Balance 4

Item	Part No.	Name	Qty
A1	SET2102680	SEAT PAN,16"W-20"W,16"D-20"D,TRU-BALANCE 4 LIFT FRAME,PAIR	1
B1	SET2102681	SEAT PAN,20"W-24"W,16"D-20"D,TRU-BALANCE 4 LIFT FRAME,PAIR	1

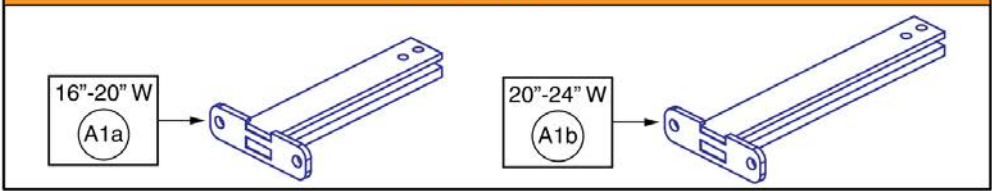
Seat Width Components, TRU-Balance 4

Complete Assemblies*

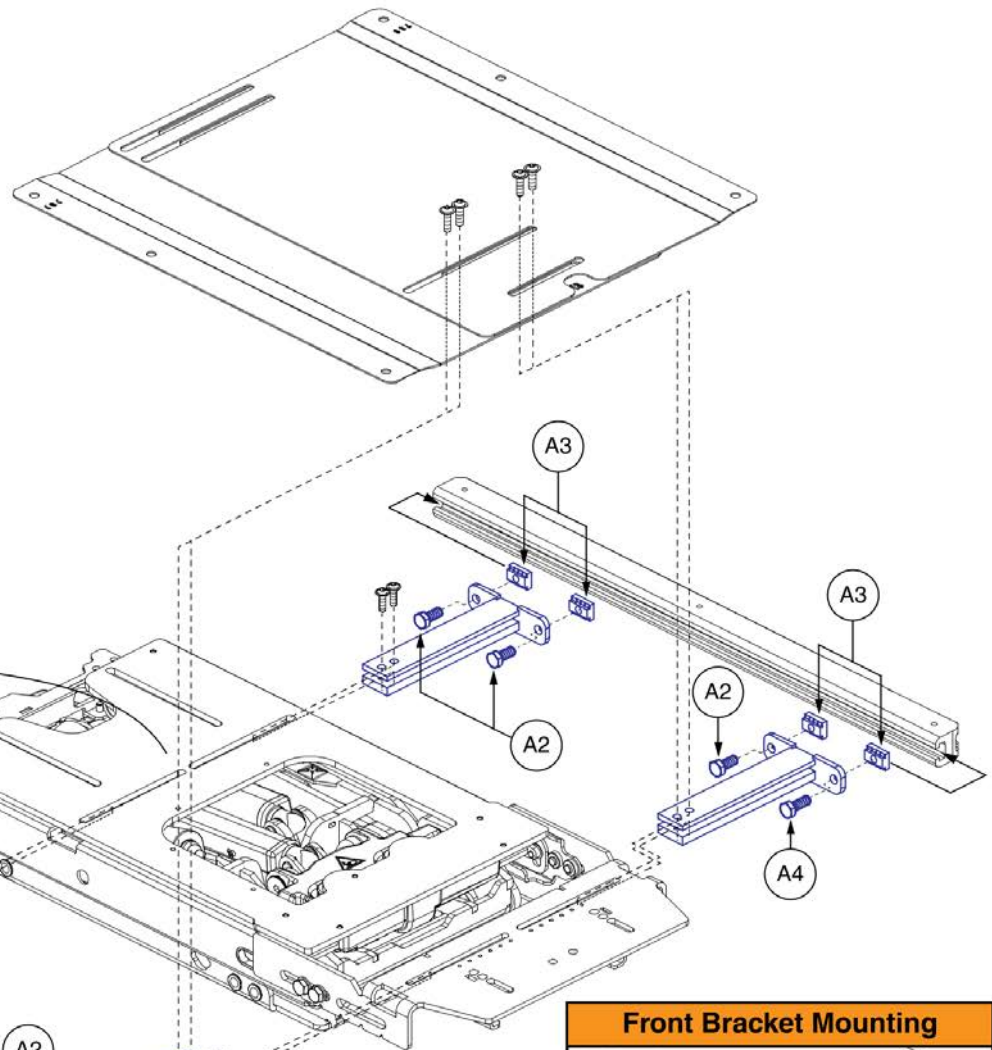
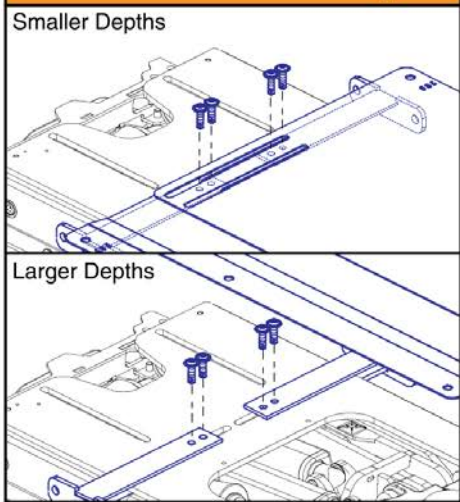
Ref #	Part #	Width
A1a - A4	SET148103	16" - 20"W
A1b - A4	SET148113	20" - 24"W

*Maximum seat width allowed: 22"W

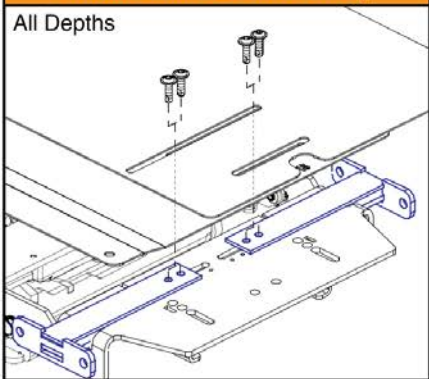
Width Brackets*



Rear Bracket Mounting



Front Bracket Mounting



Seat Width Components, TRU-Balance 4

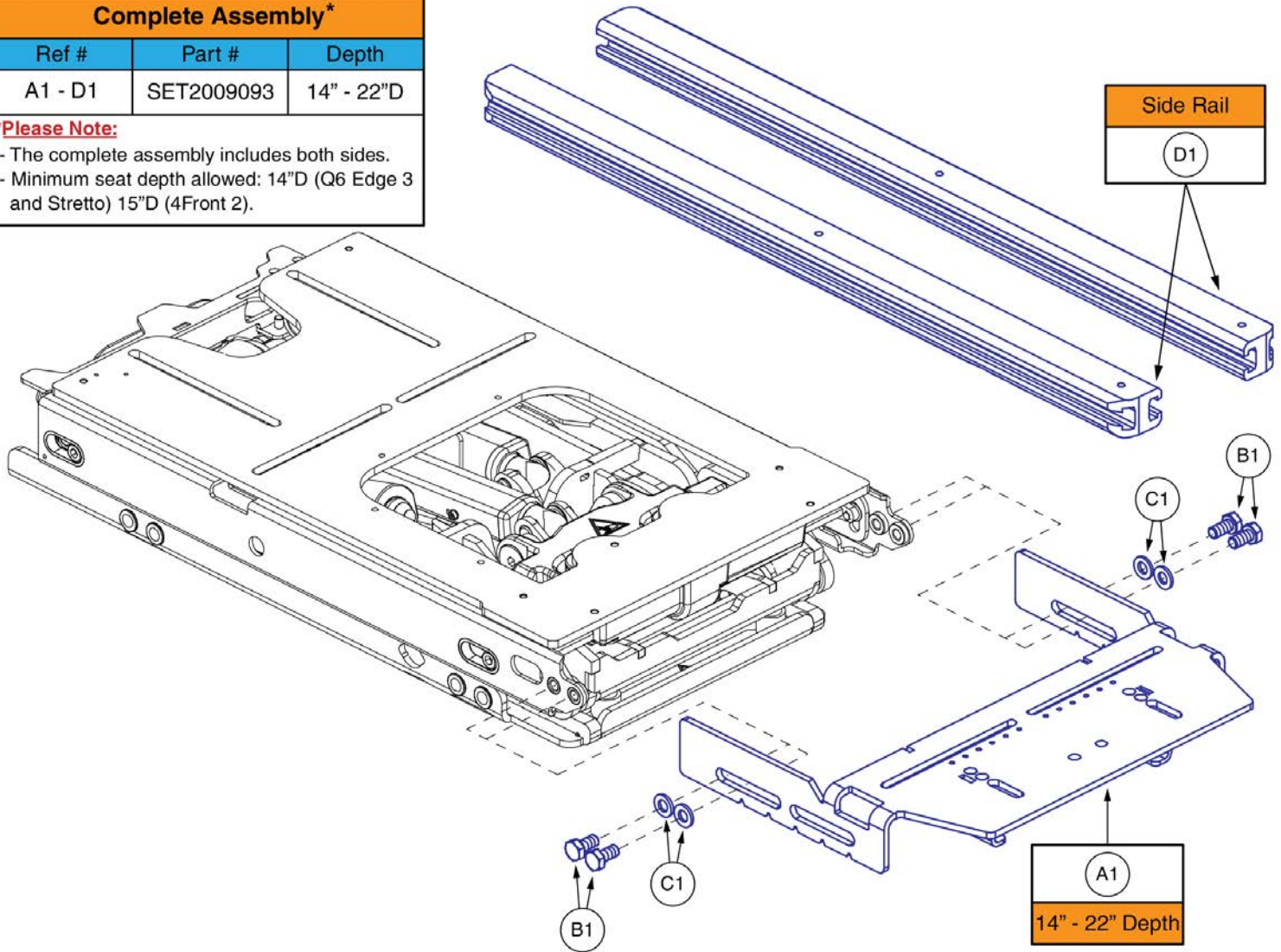
Item	Part No.	Name	Qty
A1a - A4	SET148103	FRAME,ASSY,16"W-20"W,WIDTH ADJUSTMENT,TRU-BALANCE 3 REAC LIFT	1
A1a	MEC144370	FRAME,WIDTH ADJUSTMENT WELDMENT,16"W-20"W,VERSION 2,TRU-BALANCE 3	4
A1b - A4	SET148113	FRAME,ASSY,20"W-24"W,WIDTH ADJUSTMENT,TRU-BALANCE 3 REAC LIFT FRAME	1
A1b	MEC145989	FRAME,WIDTH ADJUSTMENT WELDMENT,20"W-24"W,VERSION 2,TRU-BALANCE 3	4
A2	SCRHHCS1412	SCREW, HEX HEAD, M8X1.25 X 16, ISO 4014, CL 10.9, BZ, PVTP	6
A3	NUT8120005	NUT,T-SLOT,BLACK,M8-1.25	8
A4	SCRHHCS1727	SCREW, HEX HEAD, M8X1.25 X 20, ISO 4014, CL 10.9, BZ, PVTP (DWG C1005-098)	2

Seat Depth Components, TRU-Balance 4

Complete Assembly*		
Ref #	Part #	Depth
A1 - D1	SET2009093	14" - 22"D

***Please Note:**

- The complete assembly includes both sides.
- Minimum seat depth allowed: 14"D (Q6 Edge 3 and Stretto) 15"D (4Front 2).



Depth Adjustment Weldment Mounting Location				
14",15",16" - Edge 3 / Stretto	17" - Edge 3 / Stretto	18" - Edge 3 / Stretto	19" - Edge 3 / Stretto	20",21",22" - Edge 3 / Stretto
Not Used - 4 Front 2	15",16",17" - 4 Front 2	18" - 4 Front 2	19" - 4 Front 2	20",21",22" - 4 Front 2

Seat Depth Components, TRU-Balance 4

Item	Part No.	Name	Qty
A1 - D1	SET2009093	FRAME,ASSY,16"D-22"D,DEPTH ADJUSTMENT,TRU-BALANCE 4 LIFT FRAME	1
A1	MEC1702840	DEPTH ADJUST WELDMENT, 14-22	1
B1	SCRHHCS1412	SCREW, HEX HEAD, M8X1.25 X 16, ISO 4014, CL 10.9, BZ, PVTP	4
C1	HDW138262	WASHER, FLAT, 8.4 ID X 16 OD X 1.6 THK, ISO 7089-8-200 HV, BZ	4
D1	SET123691	SEAT FRAME,SIDE RAIL,16"D-20"D,TRU-BALANCE 3	2

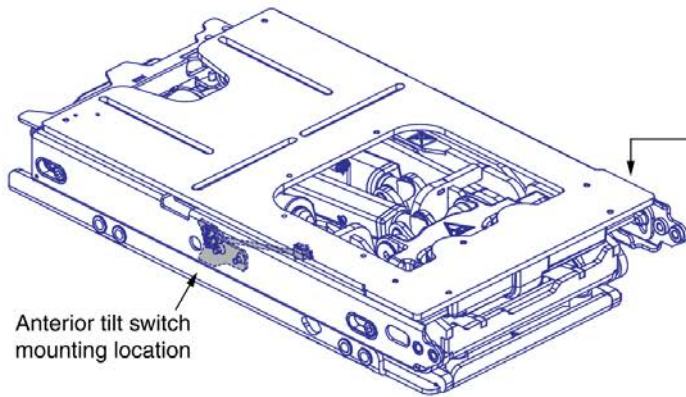
Please Note

- The lift and tilt base can only be operated through the power chair electronic control system equipped with the latest TRU-Balance 4 firmware. Power cannot be applied directly to the actuators.
- If replacing the seat frame assembly the system must be recalibrated.
- Units equipped with 20° and 30° anterior tilt require the use of the knee block and a chest support. See the knee block & chest bar IPB page for more information.
- Anterior tilt is enabled / disabled through programming.

Web Link: Chest Bar & Knee Block

LINK

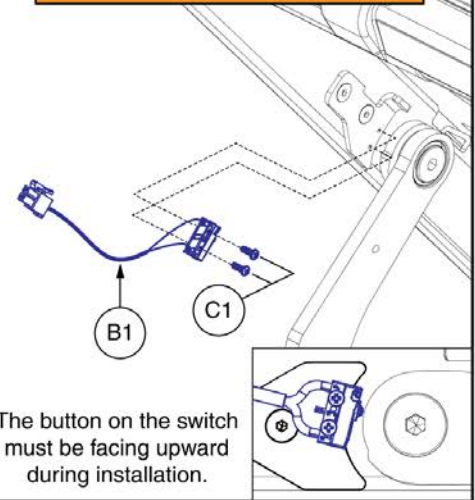
Complete TRU-Balance 4 Frame Assemblies



Ref#	Assembly
A1	10° Anterior Tilt
A2	20° Anterior Tilt
A3	30° Anterior Tilt

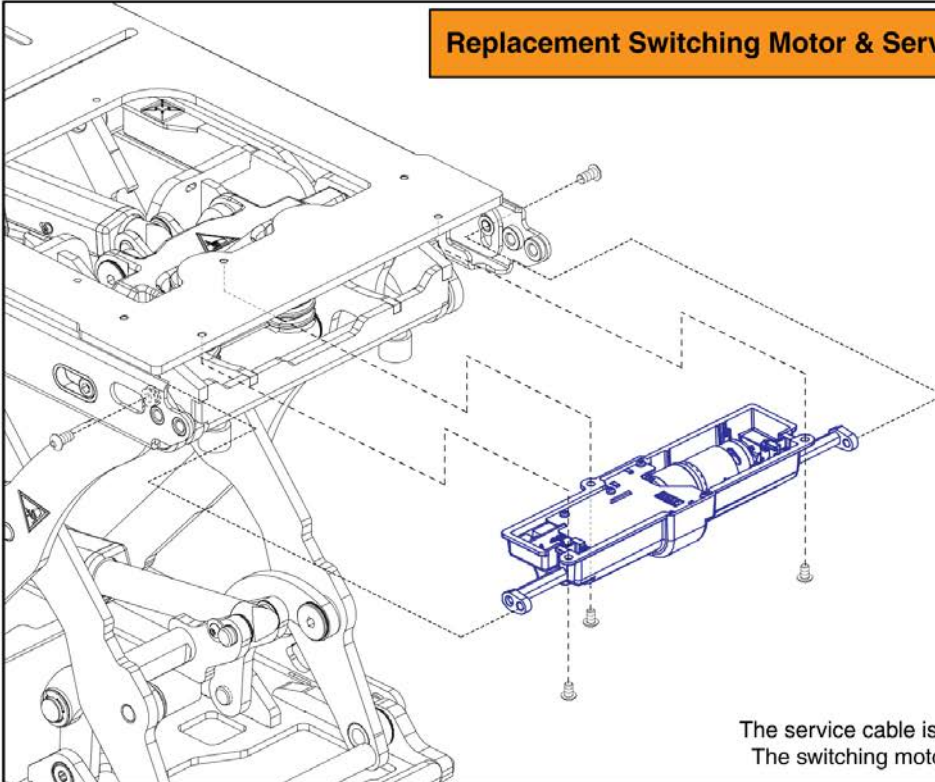
The complete assemblies include the anterior tilt switch, switching motor, lift & tilt actuators (not serviceable), and internal harnessing (not serviceable).

Anterior Tilt Switch



The button on the switch must be facing upward during installation.

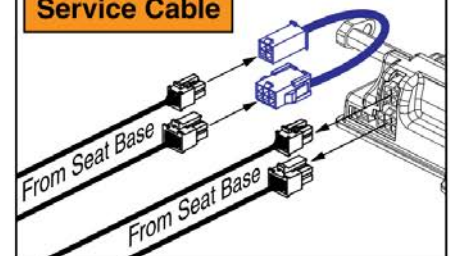
Replacement Switching Motor & Service Cable



Switching Motor w/ Service Cable & Installation Instruction

D1

Service Cable



The service cable is used to bypass the switching motor during replacement. The switching motors switches the seat between anterior and posterior tilt.

Lift & Tilt Frame, Anterior Tilt Switch, & Switching Motor, TRU-Balance 4

Item	Part No.	Name	Qty
A1	MEC2009356	TRU-BALANCE 4,ANTERIOR TILT,ASSY,10 DEGREE TILT,W/ACTUATORS	1
A2	MEC2009399	TRU-BALANCE 4,ANTERIOR TILT,ASSY,20 DEGREE TILT,W/ACTUATORS	1
A3	MEC2009400	TRU-BALANCE 4,ANTERIOR TILT,ASSY,30 DEGREE TILT,W/ACTUATORS	1
B1	ELE2001507	HARNESS, ANTERIOR TILT LIMIT, HIGH CURRENT SWITCH	1
C1	HDW1708498	SCREW, PAN HEAD, TYPE H, M2.5X0.45 X 8, ISO 7045, CL 4.8, BZ	2
D1	KIT2205377	TRU-BALANCE 4,SWITCHING MOTOR REPLACEMENT KIT	1
LINK		WEB LINK,IPB,TRU-BALANCE 4 CHEST BAR & KNEE BLOCK (This is not an orderable part, see IPB)	0

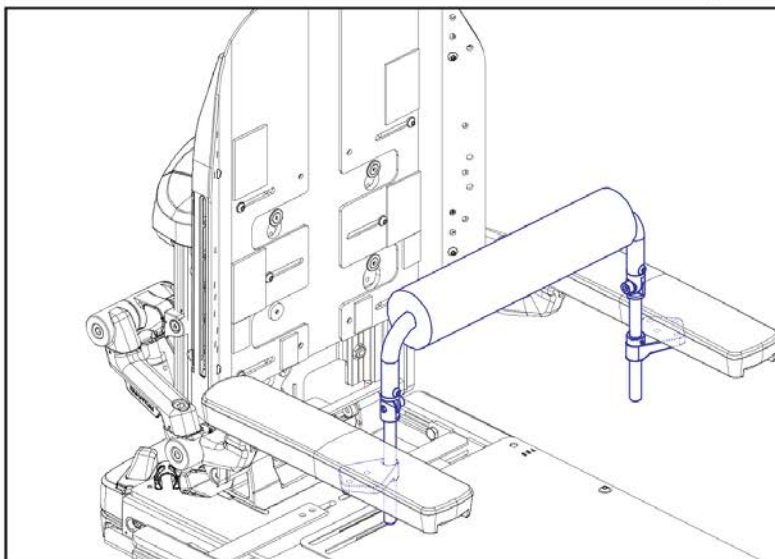
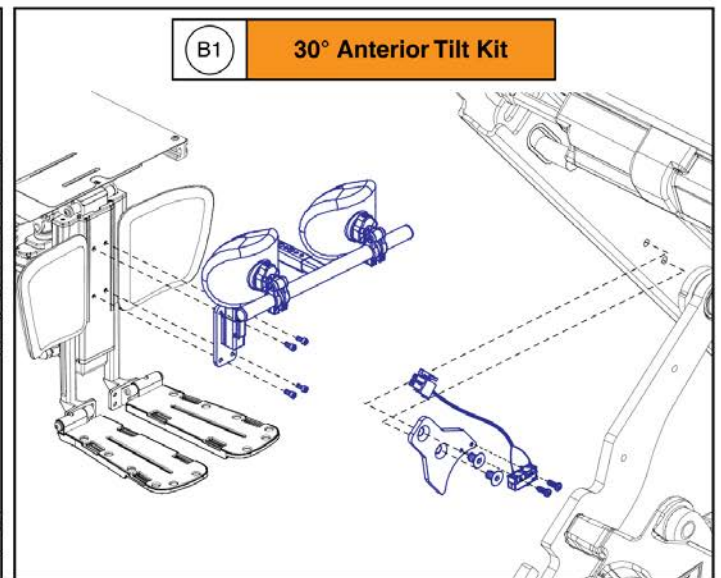
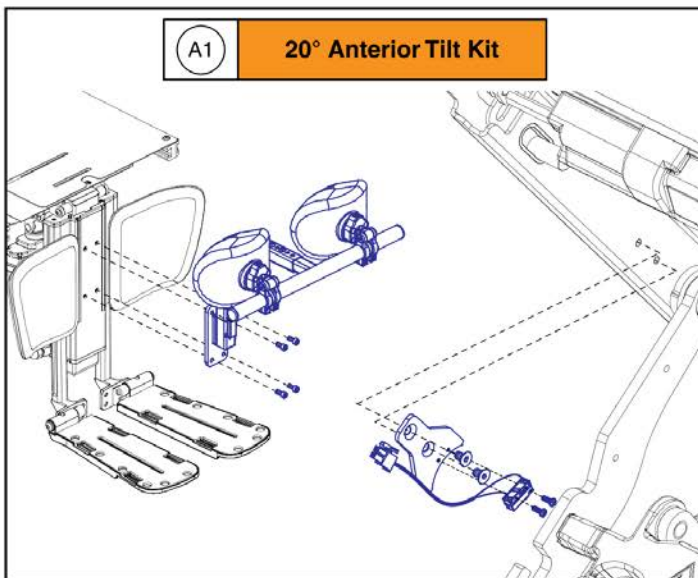
IMPORTANT:

Knee Block and Chest Support:

- The knee block and a chest support are required on units equipped with 20° and 30° anterior tilt.
- The knee block is included in the kits. The chest support must be selected separately.
- Chest bars are available below. Omitting the chest bar requires the provider to facilitate aftermarket chest supports that best fit the consumers needs.

Installation and Operation:

- The anterior tilt angle is determined by the anterior tilt switch mounting bracket and the corresponding program setting.
- If going from no anterior tilt on the TRU-Balance 4 to an anterior tilt, the seat configuration program must be updated.
- The programmed setting must match the anterior tilt switch mounting bracket installed on the unit.
- The anterior tilt system will then need to be retightened to the new desired angles.
- Once complete, the system will need to be recalibrated to ensure proper operation.
- Contact Technical Service for additional information.



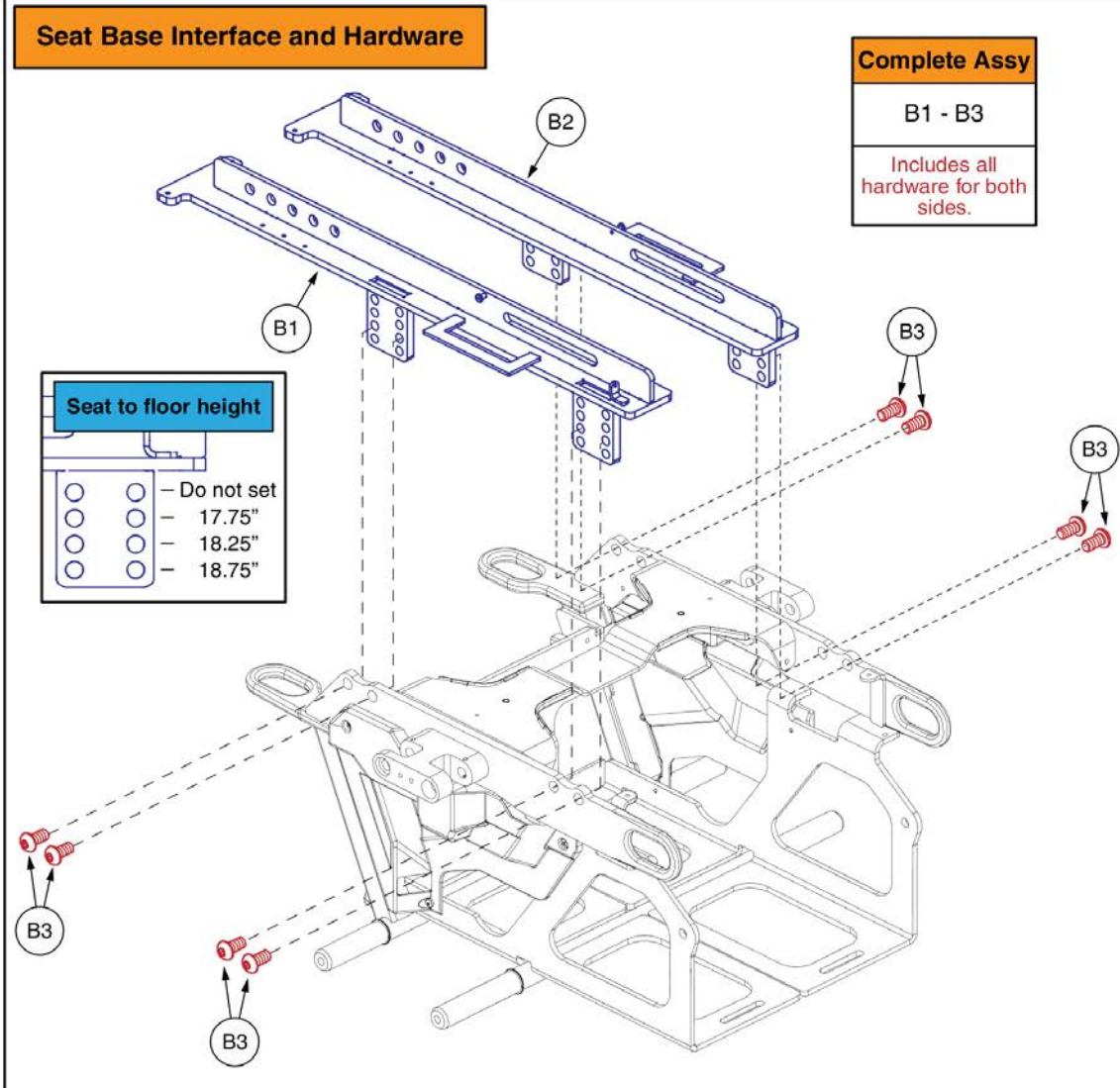
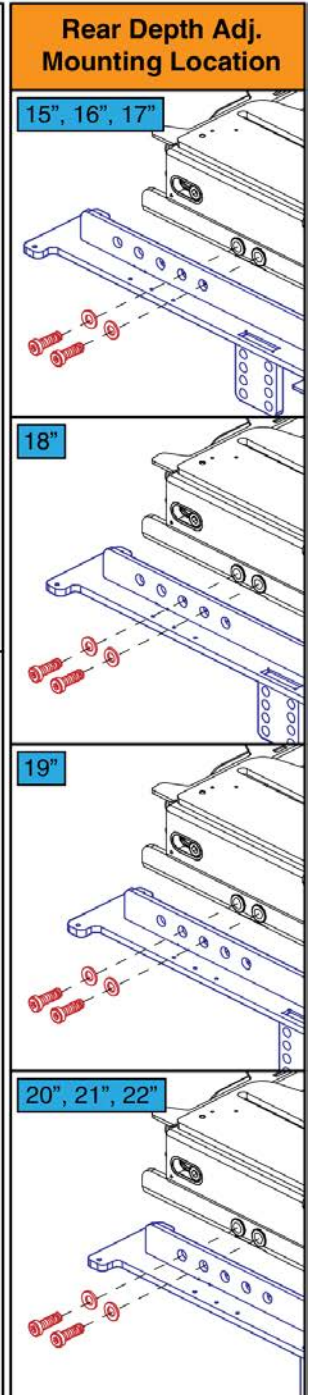
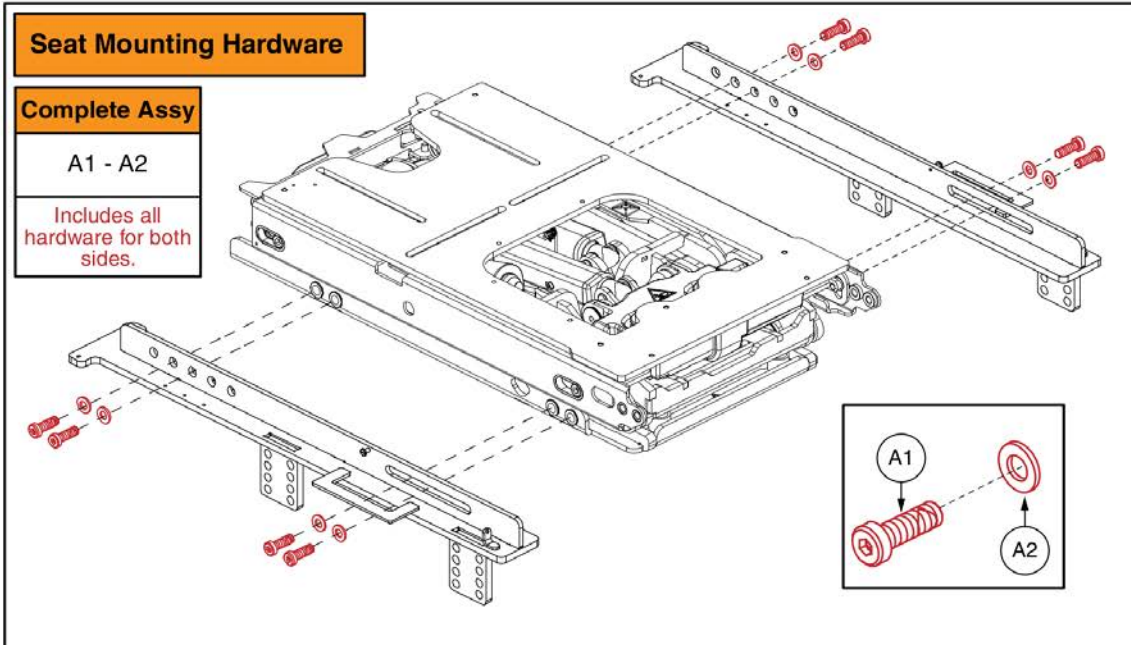
The chest bars are **NOT** included in the retrofit kits.

Chest Bars w/ Receiver Blocks

C1	Small (14"-22"W Seats)
C2	Medium (18"-26"W Seats)
SOF	Large (22"-30"W Seats)

Anterior Tilt Angle Retrofit Kits, TRU-Balance 4 Seating

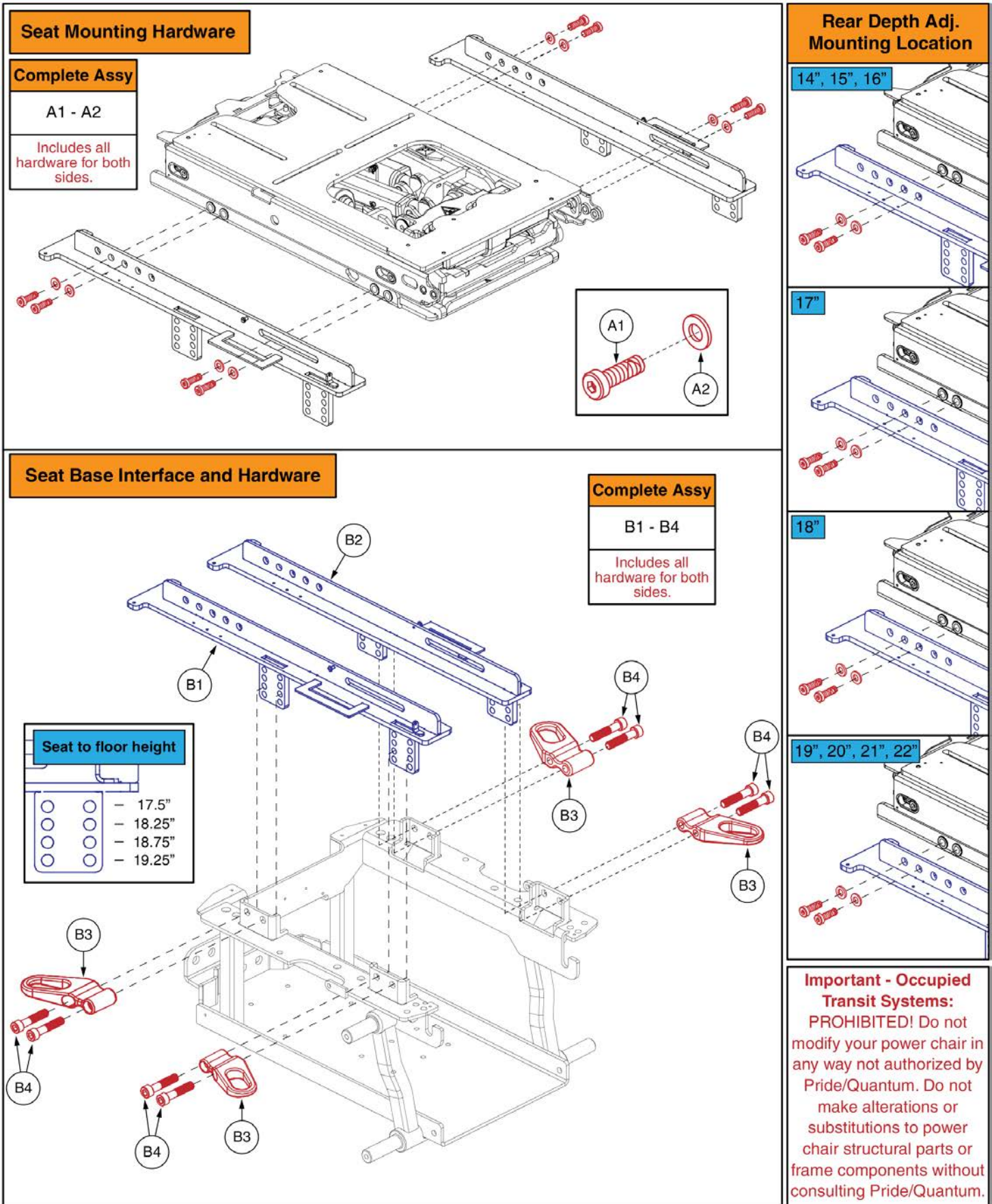
Item	Part No.	Name	Qty
A1	KIT2202055	ANTERIOR TILT,20 DEGREE,KNEE BLOCK,TECH ASSEMBLY	1
B1	KIT2202057	ANTERIOR TILT,30 DEGREE,KNEE BLOCK,TECH ASSEMBLY	1
C1	ST-CBA-TB4-S	CHEST BAR ASSEMBLY,14" FOAM PAD,TRU-BALANCE 4,SMALL,(STEALTH: ST-CBATB4ATT-S-Q),W/MOUNTING HARDWARE	1
C2	ST-CBA-TB4-M	CHEST BAR ASSEMBLY,16" FOAM PAD,TRU-BALANCE 4,MEDIUM,(STEALTH: ST-CBATB4ATT-M-Q),W/MOUNTING HARDWARE	1



Important - Occupied Transit Systems:
PROHIBITED! Do not modify your power chair in any way not authorized by Pride/Quantum. Do not make alterations or substitutions to power chair structural parts or frame components without consulting Pride/Quantum.

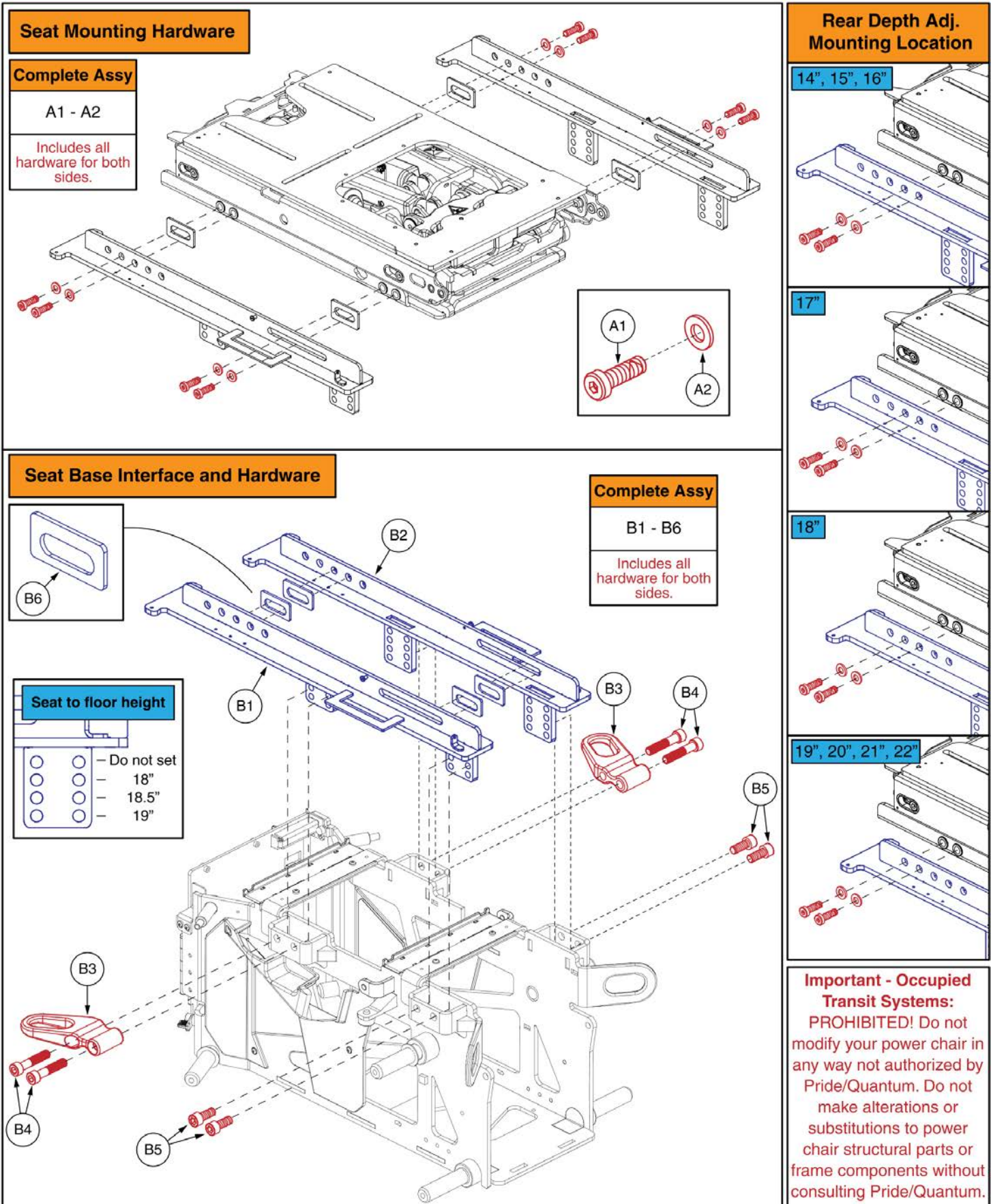
TRU-Balance 4 on 4Front 2 - Seat Interface

Item	Part No.	Name	Qty
A1 - A2	MEC2103319	HARDWARE,ASSY,ANGLE ADJUSTABLE,TRU-BALANCE 4	1
A1	HDW124866	SCREW, LOW SOCKET HEAD, M8X1.25 X 25, DIN 7984, CL 10.9, BZ, PVTP	8
A2	HDW138262	WASHER, FLAT, 8.4 ID X 16 OD X 1.6 THK, ISO 7089-8-200 HV, BZ	8
B1 - B3	MEC2100929	SEAT INTERFACE,ASSY,TRU-BALANCE 4,Q4FRONT2	1
B1	MEC2000349	INTERFACE RAIL ASSEMBLY, RIGHT, EDGE	1
B2	MEC2000348	INTERFACE RAIL ASSEMBLY, LEFT, EDGE	1
B3	HDW1700456	SCREW, BUTTON HEAD, M10X1.5 X 20, ISO 7380-1, CL 10.9, BZ, PVTP	8



TRU-Balance 4 on Q6 Edge 3 - Seat Interface

Item	Part No.	Name	Qty
A1 - A2	MEC2103319	HARDWARE,ASSY,ANGLE ADJUSTABLE,TRU-BALANCE 4	1
A1	HDW124866	SCREW, LOW SOCKET HEAD, M8X1.25 X 25, DIN 7984, CL 10.9, BZ, PVTP	8
A2	HDW138262	WASHER, FLAT, 8.4 ID X 16 OD X 1.6 THK, ISO 7089-8-200 HV, BZ	8
B1 - B4	MEC2009085	SEAT INTERFACE,ASSY,TRU-BALANCE 4,Q6EDGE 3	1
B1	MEC2000349	INTERFACE RAIL ASSEMBLY, RIGHT, EDGE	1
B2	MEC2000348	INTERFACE RAIL ASSEMBLY, LEFT, EDGE	1
B3	MEC2101893	TRANSIT LOOP SERVICE ASSEMBLY W/ UNOCCUPIED LABELS	4
B4	HDW142810	SCREW, SOCKET HEAD, M10 X 50, ISO 4762, CL 12.9, BZ, PVTP	8

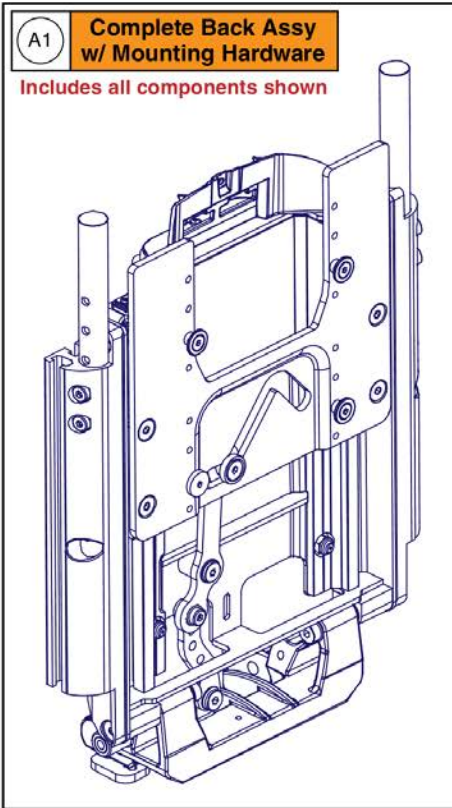


Important - Occupied Transit Systems:
 PROHIBITED! Do not modify your power chair in any way not authorized by Pride/Quantum. Do not make alterations or substitutions to power chair structural parts or frame components without consulting Pride/Quantum.

TRU-Balance 4 on Q6 Edge 3 Stretto - Seat Interface

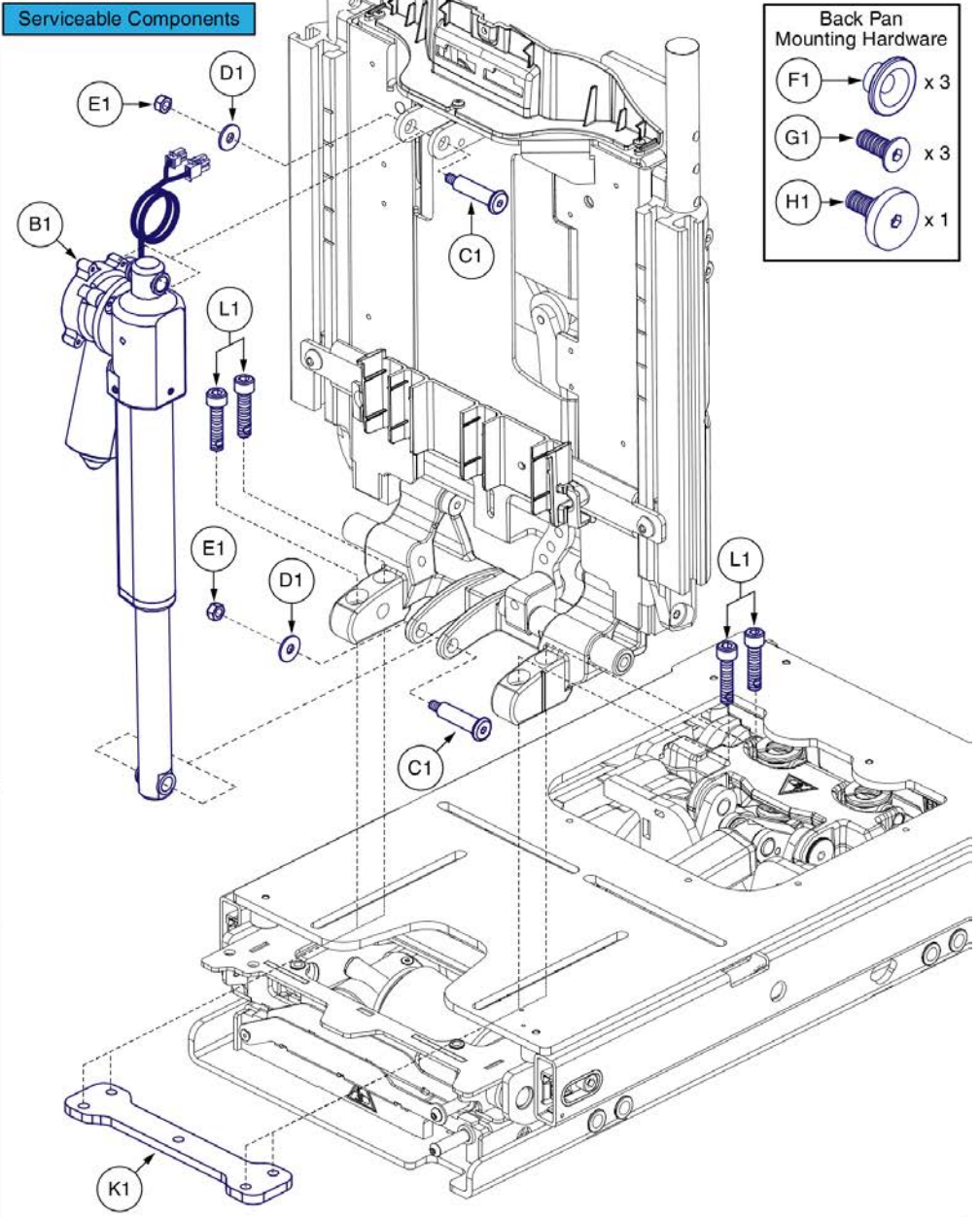
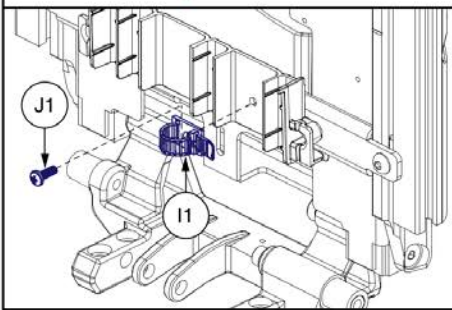
Item	Part No.	Name	Qty
A1 - A2	MEC2103319	HARDWARE,ASSY,ANGLE ADJUSTABLE,TRU-BALANCE 4	1
A1	HDW124866	SCREW, LOW SOCKET HEAD, M8X1.25 X 25, DIN 7984, CL 10.9, BZ, PVTP	8
A2	HDW138262	WASHER, FLAT, 8.4 ID X 16 OD X 1.6 THK, ISO 7089-8-200 HV, BZ	8
B1 - B6	MEC2009082	SEAT INTERFACE,ASSY,TRU-BALANCE 4,Q6EDGE 3 STRETTO	1
B1	MEC2000351	INTERFACE RAIL ASSEMBLY, RIGHT, STRETTO	1
B2	MEC2000350	INTERFACE RAIL ASSEMBLY, LEFT, STRETTO	1
B3	MEC2101893	TRANSIT LOOP SERVICE ASSEMBLY W/ UNOCCUPIED LABELS	2
B4	HDW142810	SCREW, SOCKET HEAD, M10 X 50, ISO 4762, CL 12.9, BZ, PVTP	4
B5	SCR8110003	SCREW, SOCKET HEAD, M10X1.5 X 25, ISO 4762, CL 12.9, BZ, PVTP	4
B6	MEC2202129	SPACER, SYSTEM TO INTERFACE RAIL, TRU BALANCE 4	4

Recline Back Assembly, TRU-Balance 4



A1 Complete Back Assy w/ Mounting Hardware
Includes all components shown

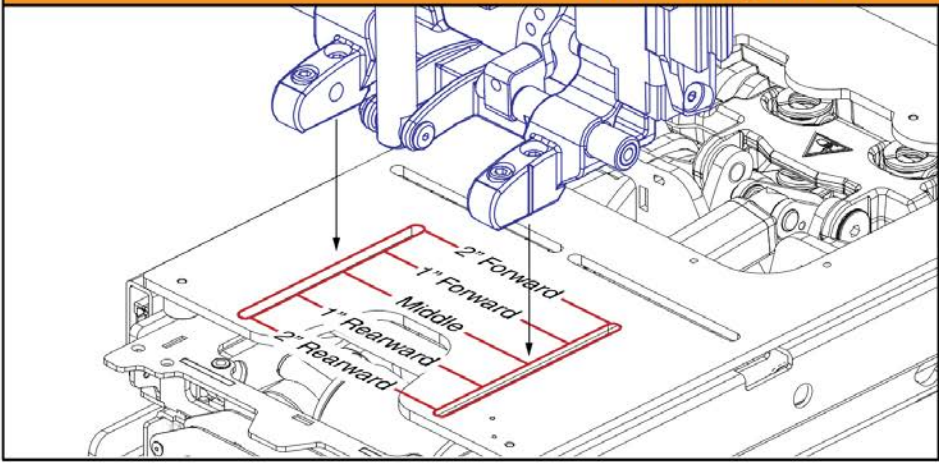
Only components with callouts are available individually. Components without callouts require the complete assembly to be selected.



Serviceable Components

Back Pan Mounting Hardware
F1 → x 3
G1 → x 3
H1 → x 1

Back Mounting Location



Edge 3 / Stretto

- 2" Forward: 14" Seat Depth
- 1" Forward: 15" Seat Depth
- Middle: 16" - 20" Seat Depth
- 1" Rearward: 21" Seat Depth
- 2" Rearward: 22" Seat Depth

4 Front 2

- 2" Forward: 15" Seat Depth
- 1" Forward: 16" Seat Depth
- Middle: 17" - 20" Seat Depth
- 1" Rearward: 21" Seat Depth
- 2" Rearward: 22" Seat Depth

Recline Back Assembly, TRU-Balance 4

Item	Part No.	Name	Qty
A1	MEC2009124	POWER RECLINE BACK,ASSY,SHEAR REDUCTION,TRU-BALANCE 4 RECLINE W/LIFT,W/MOUNTING HARDWARE	1
B1	MOT1902292	ACTUATOR,LINEAR,TRU BALANCE 4 RECLINE WITH POTENTIOMETER	1
C1	MEC131121	BOLT,PIVOT ROD,TRU-BALANCE 3 RECLINE	2
D1	WASMETR1083	WASHER,FLAT,6.4 ID X 18 OD X 1.6 THK, ISO 7093-1-6-200HV, BZ	2
E1	NUTNYLK1019	NUT,LOCK,PVTP, M6X1.0,ISO 10511,CL 05,BZ	2
F1	FRM8120061	BUTTON,SEAT BACK PAN,TRU-BALANCE 3 RECLINE	3
G1	SCR8120019	SCREW, FLAT HEAD, M6X1.0 X 16, ISO 10642, CL 10.9, BZ, PVTP	3
H1	HDW1804080	THUMB SCREW, CUSTOM, M6X1.0, TB4	1
I1	HDW135288	WIRE CLAMP, LADDER STYLE, ADJUSTABLE, BLACK, PLASTIC	1
J1	SCRPPTC1021	SCREW, PAN HEAD, TYPE I CROSS RECESSED, THREAD CUTTING TYPE F, 8 (.164)-32 X .5, ASME B18.6.3, BZ	1
K1	MEC145365	INTERFACE PLATE,TRU-BALANCE 3 LIFT	1
L1	HDW138550	SCREW, SOCKET HEAD, M8X1.25 X 35, ISO 4762, CL 12.9, BZ, PVTP	4

IMPORTANT

- The TRU-Comfort 4 complete back assemblies can **only be ordered through Technical Service**.
- Due to regulatory changes, to order the complete TRU-Comfort 4 back assembly a reference number must be used that has the proper coding and pricing (**Step 1**).
- The parts that comprise the complete assembly will then need to be selected as separate line items and the pricing zeroed out for each subsequent item (**Steps 2 through 7**). This can only be done through Technical Service.
- If the complete back is not ordered through Technical Service over billing can occur.

Step 1:

- Select the reference number that corresponds to the needed back width then proceed with steps 2 through 7.

Ref #	Part #	Description
A1	TC4V10W21W	LESS THAN 22" WIDE
B1	TC4V22W32W	22" WIDE OR GREATER


(Mounts to the TRU-Balance 4 power recline back)

Notes: Steps 2 through 7

- Steps 2 through 7 use special callouts and parts to redirect users to the needed IPB pages. This is only applicable if viewing the IPB through the online parts ordering website **via a parts catalog**. If the page is viewed from outside the parts catalog (ex. using the global search bar at the top to populate the page) the callouts will not work.
- To get back to this page after using the link, you must use the back button in your web browser.
- If viewing this page through a PDF document, please locate the subsequent pages through the table of contents.

Step 2:

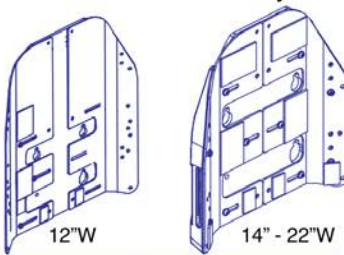
- Visit the back cushion IPB page and select the needed assembly.



Link	Description
Cush12	12"W Assy's
Cush1418	14" - 18"W Assy's
Cush1922	19" - 22"W Assy's

Step 3:

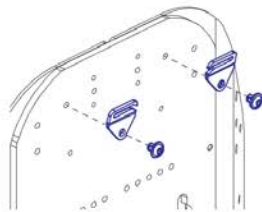
- Visit the back plate IPB page and select the needed assembly.



Link	Description
Pan12	12" W Assy's
Pan1416	14" - 16"W Assy's
Pan1620	16" - 20"W Assy's
Pan1822	18" - 22"W Assy's

Step 4:


- Visit the cushion bracket IPB page and select the needed assembly.



Link	Description
TC4Brac	All Configs.

Step 5:

- Visit the lateral cover IPB page and select the needed assembly.

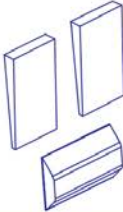


*Not used with 12"W backs

Link	Description
TC4LatCvr	All Configs.

Step 6:


- Visit the bolster support IPB page and select the needed assembly.



Link	Description
TC4Bol	All Configs.

Step 7:

- Visit the back height extension IPB page and select the needed assembly (25"H backs only).

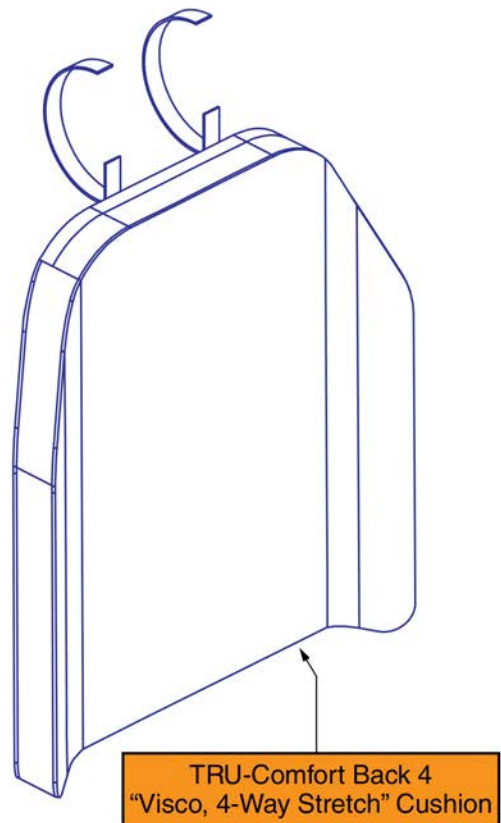


Link	Description
Exten	All Configs.

TRU-Comfort 4 Complete Back Assemblies, TRU-Balance 4

Item	Part No.	Name	Qty
A1	TC4V10W21W	TRU COMFORT 4 VISCO, LESS THAN 22" WIDE	1
B1	TC4V22W32W	TRU COMFORT 4 VISCO, 22" WIDE OR GREATER	1
Cush12		WEB LINK,IPB,TRU-COMFORT 4 BACK CUSHIONS, 12"W (This is not an orderable part, see IPB)	0
Cush1418		WEB LINK,IPB,TRU-COMFORT 4 BACK CUSHIONS, 14"-18"W (This is not an orderable part, see IPB)	0
Cush1922		WEB LINK,IPB,TRU-COMFORT 4 BACK CUSHIONS, 19"-18"W (This is not an orderable part, see IPB)	0
Pan12		WEB LINK,IPB,TRU-COMFORT 4 BACK PLATE, 12"W (This is not an orderable part, see IPB)	0
Pan1416		WEB LINK,IPB,TRU-COMFORT 4 BACK PLATE, 14"-16"W (This is not an orderable part, see IPB)	0
Pan1620		WEB LINK,IPB,TRU-COMFORT 4 BACK PLATE, 16"-20"W (This is not an orderable part, see IPB)	0
Pan1822		WEB LINK,IPB,TRU-COMFORT 4 BACK PLATE, 18"-22"W (This is not an orderable part, see IPB)	0
TC4Brac		WEB LINK,IPB,TRU-COMFORT 4 BACK CUSHION BRACKETS, ALL SIZES (This is not an orderable part, see IPB)	0
TC4LatCvr		WEB LINK,IPB,TRU-COMFORT 4 BACK LATERAL COVERS, ALL SIZES (This is not an orderable part, see IPB)	0
TC4Bol		WEB LINK,IPB,TRU-COMFORT 4 BACK BOLSTERS, ALL SIZES (This is not an orderable part, see IPB)	0
Exten		WEB LINK,IPB,TRU-COMFORT 4 BACK EXTENSION (This is not an orderable part, see IPB)	0

12"W TRU-Comfort Back 4 Cushions				
Actual Back/ Cushion Size			For use on units with overall back Heights of:	
Ref	Width	Height	Static/Tilt Backs ¹	Recline Backs ²
A1	12"	11"	14" or 15"	17" or 18"



TRU-Comfort 4 Back Cushion, 12"W

Item	Part No.	Name	Qty
A1	QU-TC4V-1211	QUANTUM,CUSHION,ASSY,BACK,VISCO,12"W,11"H, TRU-COMFORT 4, 4 WAY STRETCH	1

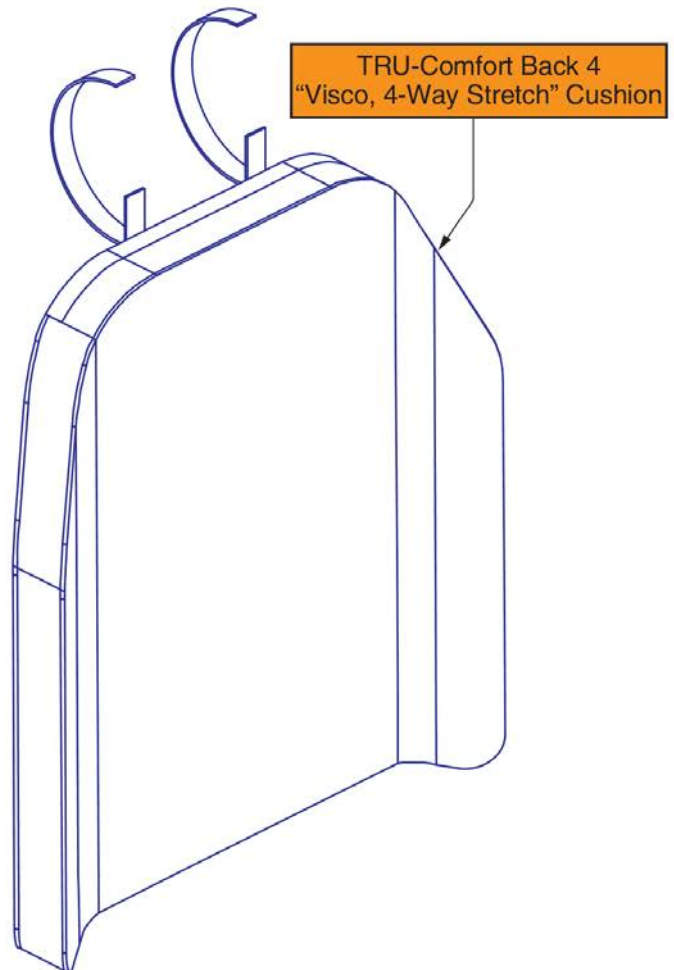
TRU-Comfort 4 Back Cushions, 14"-18"W

14" - 18" W TRU-Comfort Back 4 Cushions				
Ref	Actual Back/ Cushion Size		For use on units with overall back Heights of:	
	Width	Height	Static/Tilt Backs ¹	Recline Backs ²
A1	14"	13"	16" or 17"	19" or 20"
B1	14"	15"	18" or 19"	21" or 22"
C1	14"	17"	20" or 21"	23" or 24"
D1	14"	19"	22" or 23"	25" or 26"
E1	14"	21"	24" or 25"	27" or 28"
F1	14"	23"	26" or 27"	29" or 30"
G1	14"	25"	28" or 29"	31" or 32"
H1	15"	13"	16" or 17"	19" or 20"
I1	15"	15"	18" or 19"	21" or 22"
J1	15"	17"	20" or 21"	23" or 24"
K1	15"	19"	22" or 23"	25" or 26"
L1	15"	21"	24" or 25"	27" or 28"
M1	15"	23"	26" or 27"	29" or 30"
N1	15"	25"	28" or 29"	31" or 32"
O1	16"	13"	16" or 17"	19" or 20"
P1	16"	15"	18" or 19"	21" or 22"
Q1	16"	17"	20" or 21"	23" or 24"
R1	16"	19"	22" or 23"	25" or 26"
S1	16"	21"	24" or 25"	27" or 28"
T1	16"	23"	26" or 27"	29" or 30"
U1	16"	25"	28" or 29"	31" or 32"
V1	17"	13"	16" or 17"	19" or 20"
W1	17"	15"	18" or 19"	21" or 22"
X1	17"	17"	20" or 21"	23" or 24"
Y1	17"	19"	22" or 23"	25" or 26"
Z1	17"	21"	24" or 25"	27" or 28"
AA1	17"	23"	26" or 27"	29" or 30"
BB1	17"	25"	28" or 29"	31" or 32"
CC1	18"	13"	16" or 17"	19" or 20"
DD1	18"	15"	18" or 19"	21" or 22"

14" - 18" W TRU-Comfort Back 4 Cushions				
Ref	Actual Back/ Cushion Size		For use on units with overall back Heights of:	
	Width	Height	Static/Tilt Backs ¹	Recline Backs ²
EE1	18"	17"	20" or 21"	23" or 24"
FF1	18"	19"	22" or 23"	25" or 26"
GG1	18"	21"	24" or 25"	27" or 28"
HH1	18"	23"	26" or 27"	29" or 30"
II1	18"	25"	28" or 29"	31" or 32"

These assemblies include the Complete TRU-Comfort Back 4 Cushion. The outer cover is available separately.

1. The sizes represent a cushion to pan gap of 3" for even sized overall back heights and 4" for odd sized overall back heights.
2. The sizes represent a cushion to pan gap of 6" for odd sized overall back heights and 7" for even sized overall back heights



TRU-Comfort 4 Back Cushions, 14"-18"W

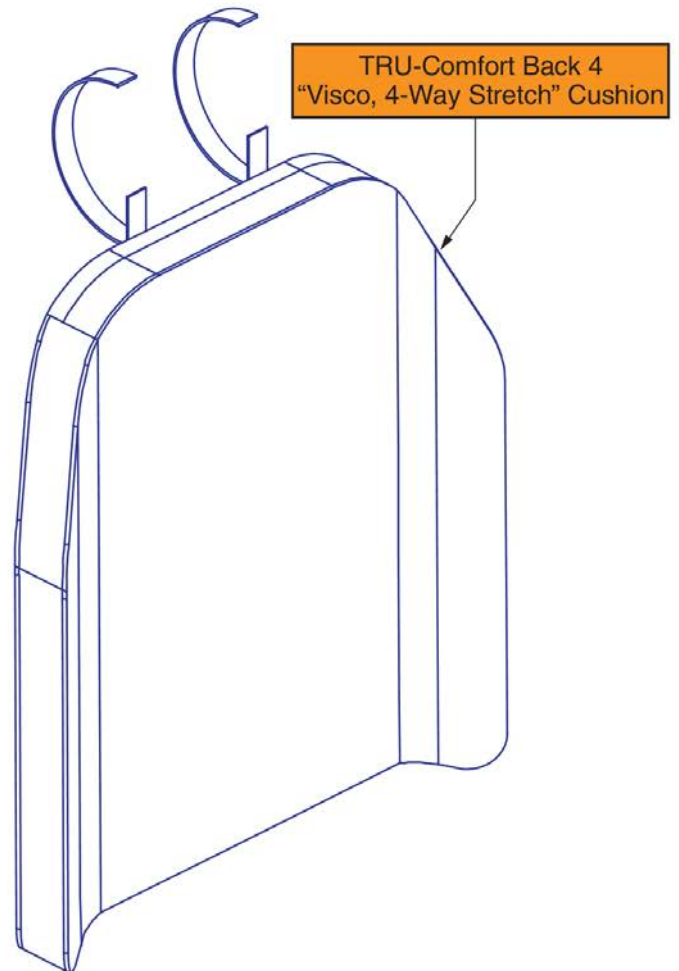
Item	Part No.	Name	Qty
A1	QU-TC4V-1413	QUANTUM,CUSHION,ASSY,BACK,VISCO,14"W,13"H, TRU-COMFORT 4, 4 WAY STRETCH	1
B1	QU-TC4V-1415	QUANTUM,CUSHION,ASSY,BACK,VISCO,14"W,15"H, TRU-COMFORT 4, 4 WAY STRETCH	1
C1	QU-TC4V-1417	QUANTUM,CUSHION,ASSY,BACK,VISCO,14"W,17"H, TRU-COMFORT 4, 4 WAY STRETCH	1
D1	QU-TC4V-1419	QUANTUM,CUSHION,ASSY,BACK,VISCO,14"W,19"H, TRU-COMFORT 4, 4 WAY STRETCH	1
E1	QU-TC4V-1421	QUANTUM,CUSHION,ASSY,BACK,VISCO,14"W,21"H, TRU-COMFORT 4, 4 WAY STRETCH	1
F1	QU-TC4V-1423	QUANTUM,CUSHION,ASSY,BACK,VISCO,14"W,23"H, TRU-COMFORT 4, 4 WAY STRETCH	1
G1	QU-TC4V-1425	QUANTUM,CUSHION,ASSY,BACK,VISCO,14"W,25"H, TRU-COMFORT 4, 4 WAY STRETCH	1
H1	QU-TC4V-1513	QUANTUM,CUSHION,ASSY,BACK,VISCO,15"W,13"H, TRU-COMFORT 4, 4 WAY STRETCH	1
I1	QU-TC4V-1515	QUANTUM,CUSHION,ASSY,BACK,VISCO,15"W,15"H, TRU-COMFORT 4, 4 WAY STRETCH	1
J1	QU-TC4V-1517	QUANTUM,CUSHION,ASSY,BACK,VISCO,15"W,17"H, TRU-COMFORT 4, 4 WAY STRETCH	1
K1	QU-TC4V-1519	QUANTUM,CUSHION,ASSY,BACK,VISCO,15"W,19"H, TRU-COMFORT 4, 4 WAY STRETCH	1
L1	QU-TC4V-1521	QUANTUM,CUSHION,ASSY,BACK,VISCO,15"W,21"H, TRU-COMFORT 4, 4 WAY STRETCH	1
M1	QU-TC4V-1523	QUANTUM,CUSHION,ASSY,BACK,VISCO,15"W,23"H, TRU-COMFORT 4, 4 WAY STRETCH	1
N1	QU-TC4V-1525	QUANTUM,CUSHION,ASSY,BACK,VISCO,15"W,25"H, TRU-COMFORT 4, 4 WAY STRETCH	1
O1	QU-TC4V-1613	QUANTUM,CUSHION,ASSY,BACK,VISCO,16"W,13"H, TRU-COMFORT 4, 4 WAY STRETCH	1
P1	QU-TC4V-1615	QUANTUM,CUSHION,ASSY,BACK,VISCO,16"W,15"H, TRU-COMFORT 4, 4 WAY STRETCH	1
Q1	QU-TC4V-1617	QUANTUM,CUSHION,ASSY,BACK,VISCO,16"W,17"H, TRU-COMFORT 4, 4 WAY STRETCH	1
R1	QU-TC4V-1619	QUANTUM,CUSHION,ASSY,BACK,VISCO,16"W,19"H, TRU-COMFORT 4, 4 WAY STRETCH	1
S1	QU-TC4V-1621	QUANTUM,CUSHION,ASSY,BACK,VISCO,16"W,21"H, TRU-COMFORT 4, 4 WAY STRETCH	1
T1	QU-TC4V-1623	QUANTUM,CUSHION,ASSY,BACK,VISCO,16"W,23"H, TRU-COMFORT 4, 4 WAY STRETCH	1
U1	QU-TC4V-1625	QUANTUM,CUSHION,ASSY,BACK,VISCO,16"W,25"H, TRU-COMFORT 4, 4 WAY STRETCH	1
V1	QU-TC4V-1713	QUANTUM,CUSHION,ASSY,BACK,VISCO,17"W,13"H, TRU-COMFORT 4, 4 WAY STRETCH	1
W1	QU-TC4V-1715	QUANTUM,CUSHION,ASSY,BACK,VISCO,17"W,15"H, TRU-COMFORT 4, 4 WAY STRETCH	1
X1	QU-TC4V-1717	QUANTUM,CUSHION,ASSY,BACK,VISCO,17"W,17"H, TRU-COMFORT 4, 4 WAY STRETCH	1
Y1	QU-TC4V-1719	QUANTUM,CUSHION,ASSY,BACK,VISCO,17"W,19"H, TRU-COMFORT 4, 4 WAY STRETCH	1
Z1	QU-TC4V-1721	QUANTUM,CUSHION,ASSY,BACK,VISCO,17"W,21"H, TRU-COMFORT 4, 4 WAY STRETCH	1
AA1	QU-TC4V-1723	QUANTUM,CUSHION,ASSY,BACK,VISCO,17"W,23"H, TRU-COMFORT 4, 4 WAY STRETCH	1
BB1	QU-TC4V-1725	QUANTUM,CUSHION,ASSY,BACK,VISCO,17"W,25"H, TRU-COMFORT 4, 4 WAY STRETCH	1
CC1	QU-TC4V-1813	QUANTUM,CUSHION,ASSY,BACK,VISCO,18"W,13"H, TRU-COMFORT 4, 4 WAY STRETCH	1
DD1	QU-TC4V-1815	QUANTUM,CUSHION,ASSY,BACK,VISCO,18"W,15"H, TRU-COMFORT 4, 4 WAY STRETCH	1
EE1	QU-TC4V-1817	QUANTUM,CUSHION,ASSY,BACK,VISCO,18"W,17"H, TRU-COMFORT 4, 4 WAY STRETCH	1
FF1	QU-TC4V-1819	QUANTUM,CUSHION,ASSY,BACK,VISCO,18"W,19"H, TRU-COMFORT 4, 4 WAY STRETCH	1
GG1	QU-TC4V-1821	QUANTUM,CUSHION,ASSY,BACK,VISCO,18"W,21"H, TRU-COMFORT 4, 4 WAY STRETCH	1
HH1	QU-TC4V-1823	QUANTUM,CUSHION,ASSY,BACK,VISCO,18"W,23"H, TRU-COMFORT 4, 4 WAY STRETCH	1
II1	QU-TC4V-1825	QUANTUM,CUSHION,ASSY,BACK,VISCO,18"W,25"H, TRU-COMFORT 4, 4 WAY STRETCH	1

TRU-Comfort 4 Back Cushions, 19"-22"W

19" - 22" W TRU-Comfort Back 4 Cushions				
	Actual Back/ Cushion Size		For use on units with overall back Heights of:	
Ref	Width	Height	Static/Tilt Backs ¹	Recline Backs ²
A1	19"	13"	16" or 17"	19" or 20"
B1	19"	15"	18" or 19"	21" or 22"
C1	19"	17"	20" or 21"	23" or 24"
D1	19"	19"	22" or 23"	25" or 26"
E1	19"	21"	24" or 25"	27" or 28"
F1	19"	23"	26" or 27"	29" or 30"
G1	19"	25"	28" or 29"	31" or 32"
H1	20"	13"	16" or 17"	19" or 20"
I1	20"	15"	18" or 19"	21" or 22"
J1	20"	17"	20" or 21"	23" or 24"
K1	20"	19"	22" or 23"	25" or 26"
L1	20"	21"	24" or 25"	27" or 28"
M1	20"	23"	26" or 27"	29" or 30"
N1	20"	25"	28" or 29"	31" or 32"
O1	21"	13"	16" or 17"	19" or 20"
P1	21"	15"	18" or 19"	21" or 22"
Q1	21"	17"	20" or 21"	23" or 24"
R1	21"	19"	22" or 23"	25" or 26"
S1	21"	21"	24" or 25"	27" or 28"
T1	21"	23"	26" or 27"	29" or 30"
U1	21"	25"	28" or 29"	31" or 32"
V1	22"	13"	16" or 17"	19" or 20"
W1	22"	15"	18" or 19"	21" or 22"
X1	22"	17"	20" or 21"	23" or 24"
Y1	22"	19"	22" or 23"	25" or 26"
Z1	22"	21"	24" or 25"	27" or 28"
AA1	22"	23"	26" or 27"	29" or 30"
BB1	22"	25"	28" or 29"	31" or 32"

These assemblies include the Complete TRU-Comfort Back 4 Cushion. The outer cover is available separately.

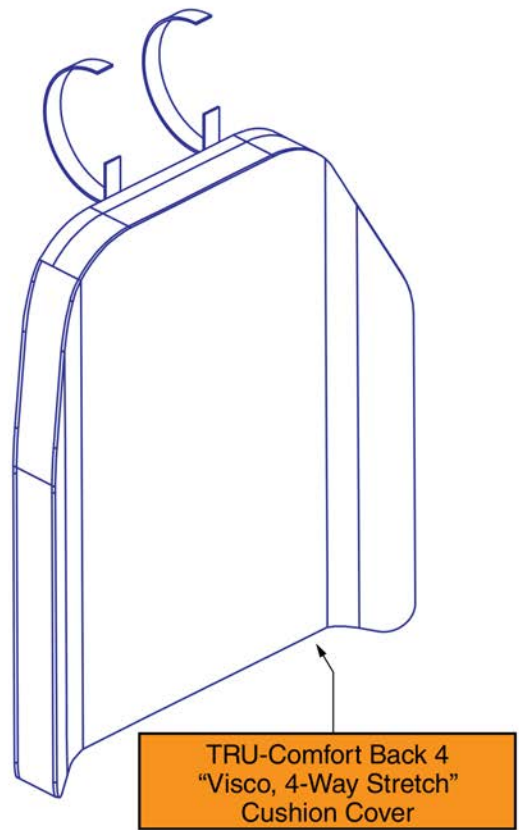
1. The sizes represent a cushion to pan gap of 3" for even sized overall back heights and 4" for odd sized overall back heights.
2. The sizes represent a cushion to pan gap of 6" for odd sized overall back heights and 7" for even sized overall back heights



TRU-Comfort 4 Back Cushions, 19"-22"W

Item	Part No.	Name	Qty
A1	QU-TC4V-1913	QUANTUM,CUSHION,ASSY,BACK,VISCO,19"W,13"H, TRU-COMFORT 4, 4 WAY STRETCH	1
B1	QU-TC4V-1915	QUANTUM,CUSHION,ASSY,BACK,VISCO,19"W,15"H, TRU-COMFORT 4, 4 WAY STRETCH	1
C1	QU-TC4V-1917	QUANTUM,CUSHION,ASSY,BACK,VISCO,19"W,17"H, TRU-COMFORT 4, 4 WAY STRETCH	1
D1	QU-TC4V-1919	QUANTUM,CUSHION,ASSY,BACK,VISCO,19"W,19"H, TRU-COMFORT 4, 4 WAY STRETCH	1
E1	QU-TC4V-1921	QUANTUM,CUSHION,ASSY,BACK,VISCO,19"W,21"H, TRU-COMFORT 4, 4 WAY STRETCH	1
F1	QU-TC4V-1923	QUANTUM,CUSHION,ASSY,BACK,VISCO,19"W,23"H, TRU-COMFORT 4, 4 WAY STRETCH	1
G1	QU-TC4V-1925	QUANTUM,CUSHION,ASSY,BACK,VISCO,19"W,25"H, TRU-COMFORT 4, 4 WAY STRETCH	1
H1	QU-TC4V-2013	QUANTUM,CUSHION,ASSY,BACK,VISCO,20"W,13"H, TRU-COMFORT 4, 4 WAY STRETCH	1
I1	QU-TC4V-2015	QUANTUM,CUSHION,ASSY,BACK,VISCO,20"W,15"H, TRU-COMFORT 4, 4 WAY STRETCH	1
J1	QU-TC4V-2017	QUANTUM,CUSHION,ASSY,BACK,VISCO,20"W,17"H, TRU-COMFORT 4, 4 WAY STRETCH	1
K1	QU-TC4V-2019	QUANTUM,CUSHION,ASSY,BACK,VISCO,20"W,19"H, TRU-COMFORT 4, 4 WAY STRETCH	1
L1	QU-TC4V-2021	QUANTUM,CUSHION,ASSY,BACK,VISCO,20"W,21"H, TRU-COMFORT 4, 4 WAY STRETCH	1
M1	QU-TC4V-2023	QUANTUM,CUSHION,ASSY,BACK,VISCO,20"W,23"H, TRU-COMFORT 4, 4 WAY STRETCH	1
N1	QU-TC4V-2025	QUANTUM,CUSHION,ASSY,BACK,VISCO,20"W,25"H, TRU-COMFORT 4, 4 WAY STRETCH	1
O1	QU-TC4V-2113	QUANTUM,CUSHION,ASSY,BACK,VISCO,21"W,13"H, TRU-COMFORT 4, 4 WAY STRETCH	1
P1	QU-TC4V-2115	QUANTUM,CUSHION,ASSY,BACK,VISCO,21"W,15"H, TRU-COMFORT 4, 4 WAY STRETCH	1
Q1	QU-TC4V-2117	QUANTUM,CUSHION,ASSY,BACK,VISCO,21"W,17"H, TRU-COMFORT 4, 4 WAY STRETCH	1
R1	QU-TC4V-2119	QUANTUM,CUSHION,ASSY,BACK,VISCO,21"W,19"H, TRU-COMFORT 4, 4 WAY STRETCH	1
S1	QU-TC4V-2121	QUANTUM,CUSHION,ASSY,BACK,VISCO,21"W,21"H, TRU-COMFORT 4, 4 WAY STRETCH	1
T1	QU-TC4V-2123	QUANTUM,CUSHION,ASSY,BACK,VISCO,21"W,23"H, TRU-COMFORT 4, 4 WAY STRETCH	1
U1	QU-TC4V-2125	QUANTUM,CUSHION,ASSY,BACK,VISCO,21"W,25"H, TRU-COMFORT 4, 4 WAY STRETCH	1
V1	QU-TC4V-2213	QUANTUM,CUSHION,ASSY,BACK,VISCO,22"W,13"H, TRU-COMFORT 4, 4 WAY STRETCH	1
W1	QU-TC4V-2215	QUANTUM,CUSHION,ASSY,BACK,VISCO,22"W,15"H, TRU-COMFORT 4, 4 WAY STRETCH	1
X1	QU-TC4V-2217	QUANTUM,CUSHION,ASSY,BACK,VISCO,22"W,17"H, TRU-COMFORT 4, 4 WAY STRETCH	1
Y1	QU-TC4V-2219	QUANTUM,CUSHION,ASSY,BACK,VISCO,22"W,19"H, TRU-COMFORT 4, 4 WAY STRETCH	1
Z1	QU-TC4V-2221	QUANTUM,CUSHION,ASSY,BACK,VISCO,22"W,21"H, TRU-COMFORT 4, 4 WAY STRETCH	1
AA1	QU-TC4V-2223	QUANTUM,CUSHION,ASSY,BACK,VISCO,22"W,23"H, TRU-COMFORT 4, 4 WAY STRETCH	1
BB1	QU-TC4V-2225	QUANTUM,CUSHION,ASSY,BACK,VISCO,22"W,25"H, TRU-COMFORT 4, 4 WAY STRETCH	1

12"W TRU-Comfort Back 4 Cushion Cover				
Actual Back/ Cushion Size			For use on units with overall back Heights of:	
Ref	Width	Height	Static/Tilt Backs ¹	Recline Backs ²
A1	12"	11"	14" or 15"	17" or 18"



TRU-Comfort 4 Back Cushion Cover, 12"W

Item	Part No.	Name	Qty
A1	TC4-NBLK1211	CUSHION COVER,ASSY,TC4,4 WAY STRETCH,12"W, 11"H	1

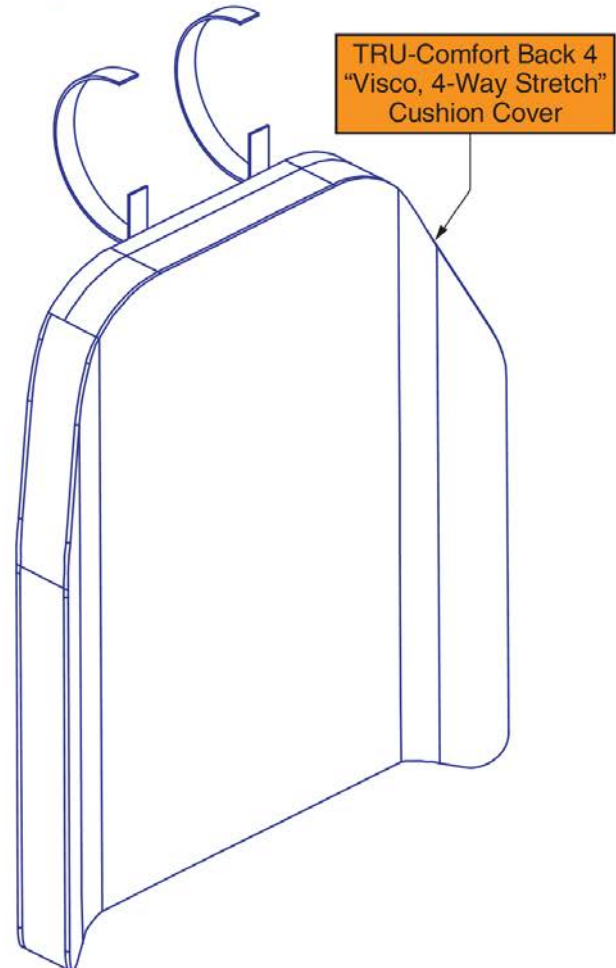
TRU-Comfort 4 Back Cushion Covers, 14"-18"W

14" - 18" W TRU-Comfort Back 4 Cushion Covers				
Ref	Actual Back/ Cushion Size		For use on units with overall back Heights of:	
	Width	Height	Static/Tilt Backs ¹	Recline Backs ²
A1	14"	13"	16" or 17"	19" or 20"
B1	14"	15"	18" or 19"	21" or 22"
C1	14"	17"	20" or 21"	23" or 24"
D1	14"	19"	22" or 23"	25" or 26"
E1	14"	21"	24" or 25"	27" or 28"
F1	14"	23"	26" or 27"	29" or 30"
G1	14"	25"	28" or 29"	31" or 32"
H1	15"	13"	16" or 17"	19" or 20"
I1	15"	15"	18" or 19"	21" or 22"
J1	15"	17"	20" or 21"	23" or 24"
K1	15"	19"	22" or 23"	25" or 26"
L1	15"	21"	24" or 25"	27" or 28"
M1	15"	23"	26" or 27"	29" or 30"
N1	15"	25"	28" or 29"	31" or 32"
O1	16"	13"	16" or 17"	19" or 20"
P1	16"	15"	18" or 19"	21" or 22"
Q1	16"	17"	20" or 21"	23" or 24"
R1	16"	19"	22" or 23"	25" or 26"
S1	16"	21"	24" or 25"	27" or 28"
T1	16"	23"	26" or 27"	29" or 30"
U1	16"	25"	28" or 29"	31" or 32"
V1	17"	13"	16" or 17"	19" or 20"
W1	17"	15"	18" or 19"	21" or 22"
X1	17"	17"	20" or 21"	23" or 24"
Y1	17"	19"	22" or 23"	25" or 26"
Z1	17"	21"	24" or 25"	27" or 28"
AA1	17"	23"	26" or 27"	29" or 30"
BB1	17"	25"	28" or 29"	31" or 32"
CC1	18"	13"	16" or 17"	19" or 20"
DD1	18"	15"	18" or 19"	21" or 22"

14" - 18" W TRU-Comfort Back 4 Cushion Covers				
Ref	Actual Back/ Cushion Size		For use on units with overall back Heights of:	
	Width	Height	Static/Tilt Backs ¹	Recline Backs ²
EE1	18"	17"	20" or 21"	23" or 24"
FF1	18"	19"	22" or 23"	25" or 26"
GG1	18"	21"	24" or 25"	27" or 28"
HH1	18"	23"	26" or 27"	29" or 30"
II1	18"	25"	28" or 29"	31" or 32"

These assemblies include the Complete TRU-Comfort Back 4 Cushion Outer Cover. All other components are only available with the complete cushion assy.

1. The sizes represent a cushion to pan gap of 3" for even sized overall back heights and 4" for odd sized overall back heights.
2. The sizes represent a cushion to pan gap of 6" for odd sized overall back heights and 7" for even sized overall back heights



TRU-Comfort 4 Back Cushion Covers, 14"-18"W

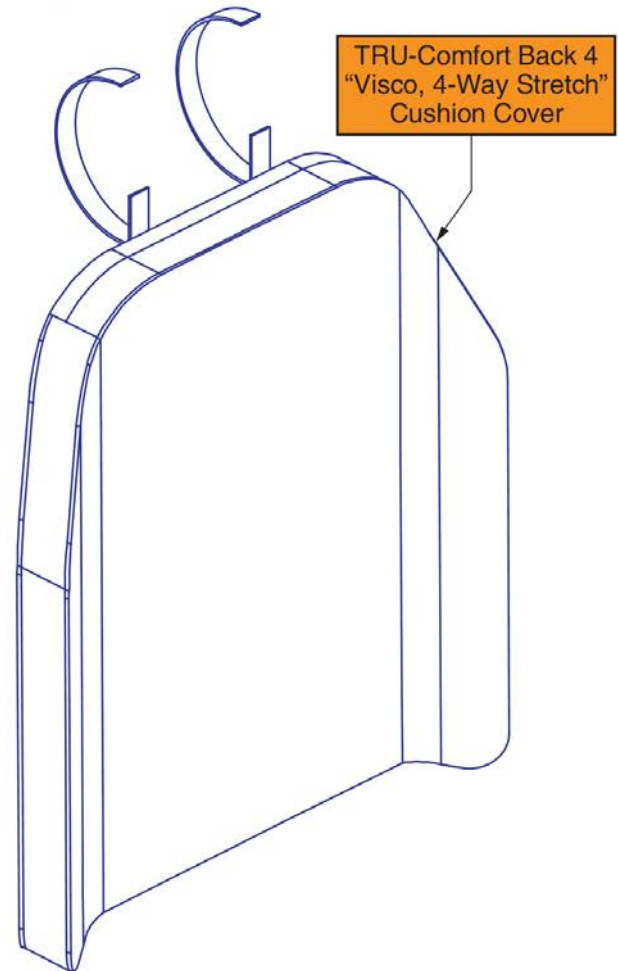
Item	Part No.	Name	Qty
A1	TC4-NBLK1413	CUSHION COVER,ASSY,TC4,4 WAY STRETCH,14"W, 13"D	1
B1	TC4-NBLK1415	CUSHION COVER,ASSY,TC4,4 WAY STRETCH,14"W, 15"D	1
C1	TC4-NBLK1417	CUSHION COVER,ASSY,TC4,4 WAY STRETCH,14"W, 17"D	1
D1	TC4-NBLK1419	CUSHION COVER,ASSY,TC4,4 WAY STRETCH,14"W, 19"D	1
E1	TC4-NBLK1421	CUSHION COVER,ASSY,TC4,4 WAY STRETCH,14"W, 21"D	1
F1	TC4-NBLK1423	CUSHION COVER,ASSY,TC4,4 WAY STRETCH,14"W, 23"D	1
G1	TC4-NBLK1425	CUSHION COVER,ASSY,TC4,4 WAY STRETCH,14"W, 25"D	1
H1	TC4-NBLK1513	CUSHION COVER,ASSY,TC4,4 WAY STRETCH,15"W, 13"D	1
I1	TC4-NBLK1515	CUSHION COVER,ASSY,TC4,4 WAY STRETCH,15"W, 15"D	1
J1	TC4-NBLK1517	CUSHION COVER,ASSY,TC4,4 WAY STRETCH,15"W, 17"D	1
K1	TC4-NBLK1519	CUSHION COVER,ASSY,TC4,4 WAY STRETCH,15"W, 19"D	1
L1	TC4-NBLK1521	CUSHION COVER,ASSY,TC4,4 WAY STRETCH,15"W, 21"D	1
M1	TC4-NBLK1523	CUSHION COVER,ASSY,TC4,4 WAY STRETCH,15"W, 23"D	1
N1	TC4-NBLK1525	CUSHION COVER,ASSY,TC4,4 WAY STRETCH,15"W, 25"D	1
O1	TC4-NBLK1613	CUSHION COVER,ASSY,TC4,4 WAY STRETCH,16"W, 13"D	1
P1	TC4-NBLK1615	CUSHION COVER,ASSY,TC4,4 WAY STRETCH,16"W, 15"D	1
Q1	TC4-NBLK1617	CUSHION COVER,ASSY,TC4,4 WAY STRETCH,16"W, 17"D	1
R1	TC4-NBLK1619	CUSHION COVER,ASSY,TC4,4 WAY STRETCH,16"W, 19"D	1
S1	TC4-NBLK1621	CUSHION COVER,ASSY,TC4,4 WAY STRETCH,16"W, 21"D	1
T1	TC4-NBLK1623	CUSHION COVER,ASSY,TC4,4 WAY STRETCH,16"W, 23"D	1
U1	TC4-NBLK1625	CUSHION COVER,ASSY,TC4,4 WAY STRETCH,16"W, 25"D	1
V1	TC4-NBLK1713	CUSHION COVER,ASSY,TC4,4 WAY STRETCH,17"W, 13"D	1
W1	TC4-NBLK1715	CUSHION COVER,ASSY,TC4,4 WAY STRETCH,17"W, 15"D	1
X1	TC4-NBLK1717	CUSHION COVER,ASSY,TC4,4 WAY STRETCH,17"W, 17"D	1
Y1	TC4-NBLK1719	CUSHION COVER,ASSY,TC4,4 WAY STRETCH,17"W, 19"D	1
Z1	TC4-NBLK1721	CUSHION COVER,ASSY,TC4,4 WAY STRETCH,17"W, 21"D	1
AA1	TC4-NBLK1723	CUSHION COVER,ASSY,TC4,4 WAY STRETCH,17"W, 23"D	1
BB1	TC4-NBLK1725	CUSHION COVER,ASSY,TC4,4 WAY STRETCH,17"W, 25"D	1
CC1	TC4-NBLK1813	CUSHION COVER,ASSY,TC4,4 WAY STRETCH,18"W, 13"D	1
DD1	TC4-NBLK1815	CUSHION COVER,ASSY,TC4,4 WAY STRETCH,18"W, 15"D	1
EE1	TC4-NBLK1817	CUSHION COVER,ASSY,TC4,4 WAY STRETCH,18"W, 17"D	1
FF1	TC4-NBLK1819	CUSHION COVER,ASSY,TC4,4 WAY STRETCH,18"W, 19"D	1
GG1	TC4-NBLK1821	CUSHION COVER,ASSY,TC4,4 WAY STRETCH,18"W, 21"D	1
HH1	TC4-NBLK1823	CUSHION COVER,ASSY,TC4,4 WAY STRETCH,18"W, 23"D	1
II1	TC4-NBLK1825	CUSHION COVER,ASSY,TC4,4 WAY STRETCH,18"W, 25"D	1

TRU-Comfort 4 Back Cushion Covers, 19"-22"W

19" - 22" W TRU-Comfort Back 4 Cushion Covers				
Ref	Actual Back/ Cushion Size		For use on units with overall back Heights of:	
	Width	Height	Static/Tilt Backs ¹	Recline Backs ²
A1	19"	13"	16" or 17"	19" or 20"
B1	19"	15"	18" or 19"	21" or 22"
C1	19"	17"	20" or 21"	23" or 24"
D1	19"	19"	22" or 23"	25" or 26"
E1	19"	21"	24" or 25"	27" or 28"
F1	19"	23"	26" or 27"	29" or 30"
G1	19"	25"	28" or 29"	31" or 32"
H1	20"	13"	16" or 17"	19" or 20"
I1	20"	15"	18" or 19"	21" or 22"
J1	20"	17"	20" or 21"	23" or 24"
K1	20"	19"	22" or 23"	25" or 26"
L1	20"	21"	24" or 25"	27" or 28"
M1	20"	23"	26" or 27"	29" or 30"
N1	20"	25"	28" or 29"	31" or 32"
O1	21"	13"	16" or 17"	19" or 20"
P1	21"	15"	18" or 19"	21" or 22"
Q1	21"	17"	20" or 21"	23" or 24"
R1	21"	19"	22" or 23"	25" or 26"
S1	21"	21"	24" or 25"	27" or 28"
T1	21"	23"	26" or 27"	29" or 30"
U1	21"	25"	28" or 29"	31" or 32"
V1	22"	13"	16" or 17"	19" or 20"
W1	22"	15"	18" or 19"	21" or 22"
X1	22"	17"	20" or 21"	23" or 24"
Y1	22"	19"	22" or 23"	25" or 26"
Z1	22"	21"	24" or 25"	27" or 28"
AA1	22"	23"	26" or 27"	29" or 30"
BB1	22"	25"	28" or 29"	31" or 32"

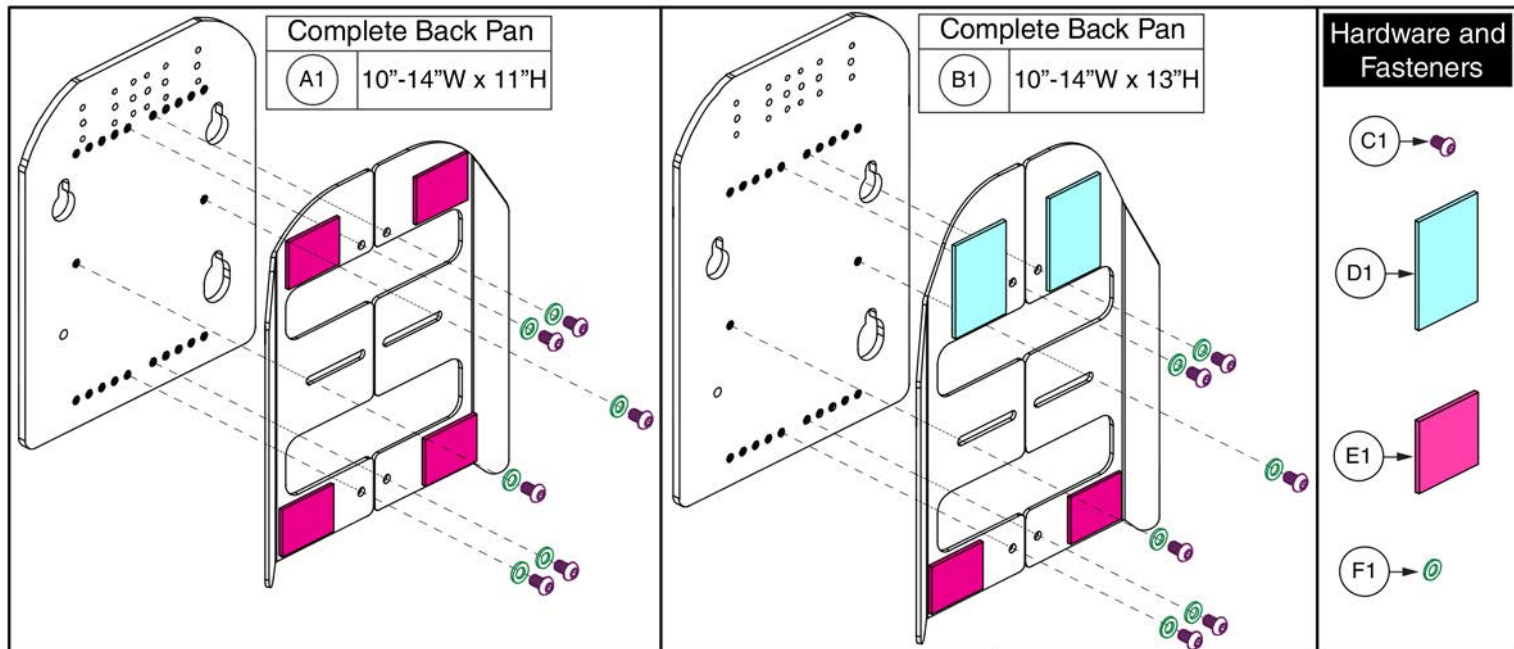
These assemblies include the Complete TRU-Comfort Back 4 Cushion Outer Cover. All other components are only available with the complete cushion assy.

1. The sizes represent a cushion to pan gap of 3" for even sized overall back heights and 4" for odd sized overall back heights.
2. The sizes represent a cushion to pan gap of 6" for odd sized overall back heights and 7" for even sized overall back heights



TRU-Comfort 4 Back Cushion Covers, 19"-22"W

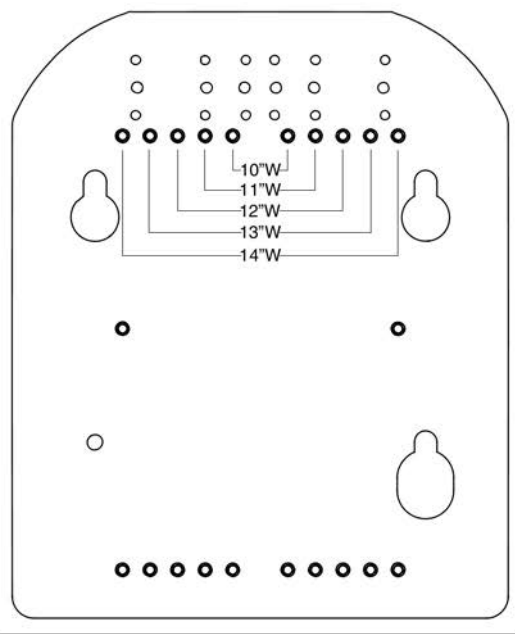
Item	Part No.	Name	Qty
A1	TC4-NBLK1913	CUSHION COVER,ASSY,TC4,4 WAY STRETCH,19"W, 13"D	1
B1	TC4-NBLK1915	CUSHION COVER,ASSY,TC4,4 WAY STRETCH,19"W, 15"D	1
C1	TC4-NBLK1917	CUSHION COVER,ASSY,TC4,4 WAY STRETCH,19"W, 17"D	1
D1	TC4-NBLK1919	CUSHION COVER,ASSY,TC4,4 WAY STRETCH,19"W, 19"D	1
E1	TC4-NBLK1921	CUSHION COVER,ASSY,TC4,4 WAY STRETCH,19"W, 21"D	1
F1	TC4-NBLK1923	CUSHION COVER,ASSY,TC4,4 WAY STRETCH,19"W, 23"D	1
G1	TC4-NBLK1925	CUSHION COVER,ASSY,TC4,4 WAY STRETCH,19"W, 25"D	1
H1	TC4-NBLK2013	CUSHION COVER,ASSY,TC4,4 WAY STRETCH,20"W, 13"D	1
I1	TC4-NBLK2015	CUSHION COVER,ASSY,TC4,4 WAY STRETCH,20"W, 15"D	1
J1	TC4-NBLK2017	CUSHION COVER,ASSY,TC4,4 WAY STRETCH,20"W, 17"D	1
K1	TC4-NBLK2019	CUSHION COVER,ASSY,TC4,4 WAY STRETCH,20"W, 19"D	1
L1	TC4-NBLK2021	CUSHION COVER,ASSY,TC4,4 WAY STRETCH,20"W, 21"D	1
M1	TC4-NBLK2023	CUSHION COVER,ASSY,TC4,4 WAY STRETCH,20"W, 23"D	1
N1	TC4-NBLK2025	CUSHION COVER,ASSY,TC4,4 WAY STRETCH,20"W, 25"D	1
O1	TC4-NBLK2113	CUSHION COVER,ASSY,TC4,4 WAY STRETCH,21"W, 13"D	1
P1	TC4-NBLK2115	CUSHION COVER,ASSY,TC4,4 WAY STRETCH,21"W, 15"D	1
Q1	TC4-NBLK2117	CUSHION COVER,ASSY,TC4,4 WAY STRETCH,21"W, 17"D	1
R1	TC4-NBLK2119	CUSHION COVER,ASSY,TC4,4 WAY STRETCH,21"W, 19"D	1
S1	TC4-NBLK2121	CUSHION COVER,ASSY,TC4,4 WAY STRETCH,21"W, 21"D	1
T1	TC4-NBLK2123	CUSHION COVER,ASSY,TC4,4 WAY STRETCH,21"W, 23"D	1
U1	TC4-NBLK2125	CUSHION COVER,ASSY,TC4,4 WAY STRETCH,21"W, 25"D	1
V1	TC4-NBLK2213	CUSHION COVER,ASSY,TC4,4 WAY STRETCH,22"W, 13"D	1
W1	TC4-NBLK2215	CUSHION COVER,ASSY,TC4,4 WAY STRETCH,22"W, 15"D	1
X1	TC4-NBLK2217	CUSHION COVER,ASSY,TC4,4 WAY STRETCH,22"W, 17"D	1
Y1	TC4-NBLK2219	CUSHION COVER,ASSY,TC4,4 WAY STRETCH,22"W, 19"D	1
Z1	TC4-NBLK2221	CUSHION COVER,ASSY,TC4,4 WAY STRETCH,22"W, 21"D	1
AA1	TC4-NBLK2223	CUSHION COVER,ASSY,TC4,4 WAY STRETCH,22"W, 23"D	1
BB1	TC4-NBLK2225	CUSHION COVER,ASSY,TC4,4 WAY STRETCH,22"W, 25"D	1



For use on units with overall back Heights of:

Ref	Back Pan Size	Static/Tilt Backs ¹	Recline Backs ²
A1	10-14"W x 11"H	14" or 15"	17" or 18"
B1	10-14"W x 13"H	16" or 17"	19" or 20"

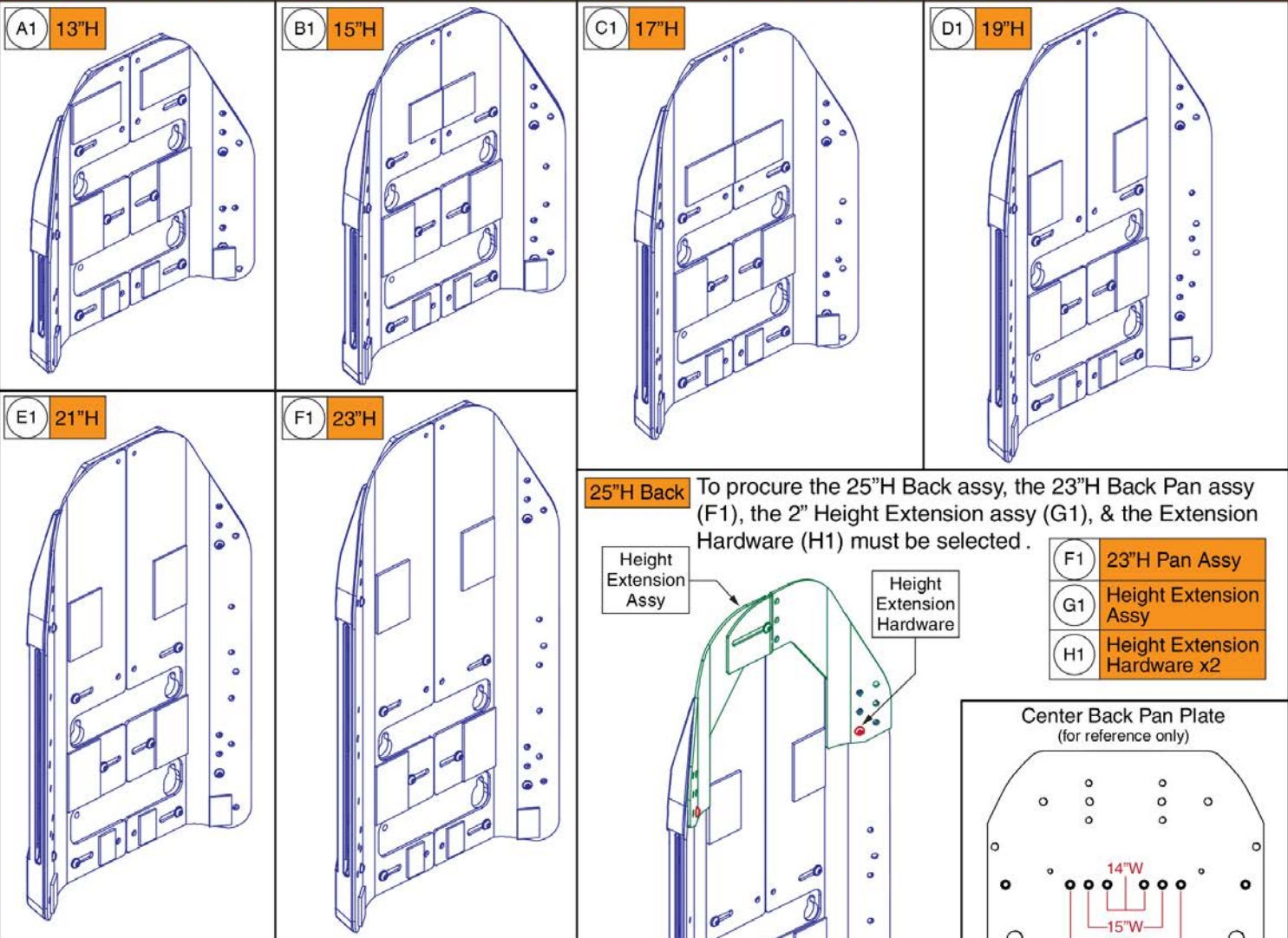
¹. The sizes represent a cushion to pan gap of 3" for even sized overall back heights and 4" for odd sized overall back heights.
². The sizes represent a cushion to pan gap of 6" for odd sized overall back heights and 7" for even sized overall back heights.



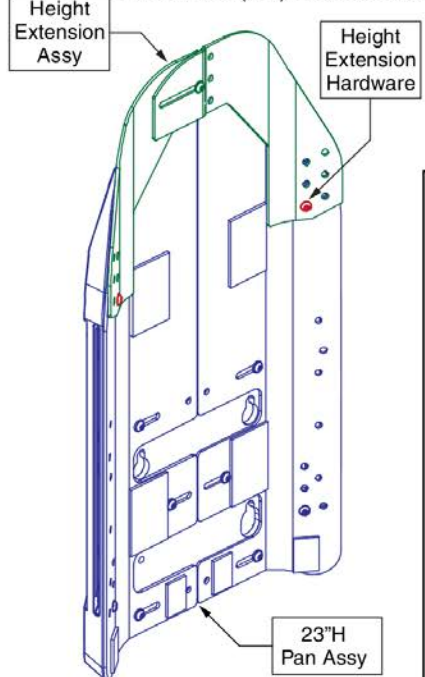
10"-14"W Back Pans, TB3 / TRU-Balance 4 Backs

Item	Part No.	Name	Qty
A1	SET124538	SEAT BACK,ASSY,10"W-14"W,11"H,W/MOUNTING HARDWARE,TB3	1
B1	SET124539	SEAT BACK,ASSY,10"W-14"W,13"H,W/MOUNTING HARDWARE,TB3	1
C1	SCR8120002	SCREW, BUTTON HEAD, M6X1.0 X 10, ISO 7380-1, CL 012.9, BZ, PVTP	6
D1	HDW124709	FABRIC FASTENER, HOOK, 2IN X 3IN (51MM X 76MM), ADHESIVE BACKED, BLACK	2
E1	HDW124711	FABRIC FASTENER, HOOK, 2IN X 1.5IN (51MM X 38MM), ADHESIVE BACKED, BLACK	4
F1	WASSTND1097	WASHER, FLAT, 6.4 ID X 12 OD X 1.6 THK, ISO 7089-6-200 HV, BZ	6

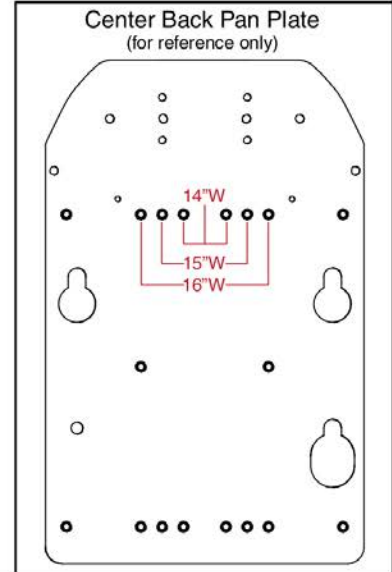
TB3 Redesigned / Tru-Balance 4 Back Pans - 14"-16"W (See notes & sizing chart below)



25"H Back To procure the 25"H Back assy, the 23"H Back Pan assy (F1), the 2" Height Extension assy (G1), & the Extension Hardware (H1) must be selected.



- F1 23"H Pan Assy
- G1 Height Extension Assy
- H1 Height Extension Hardware x2



Ref	Back Height	Overall Back Heights:	
		Static/Tilt Backs ¹	Recline Backs ²
A1	13"H	16" or 17"	19" or 20"
B1	15"H	18" or 19"	21" or 22"
C1	17"H	20" or 21"	23" or 24"
D1	19"H	22" or 23"	25" or 26"
E1	21"H	24" or 25"	27" or 28"
F1	23"H	26" or 27"	29" or 30"
F1 / G1 / H1	25"H	28" or 29"	31" or 32"

¹ The sizes represent a cushion to pan gap of 3" for even sized overall back heights and 4" for odd sized overall back heights.
² The sizes represent a cushion to pan gap of 6" for odd sized overall back heights and 7" for even sized overall back heights.

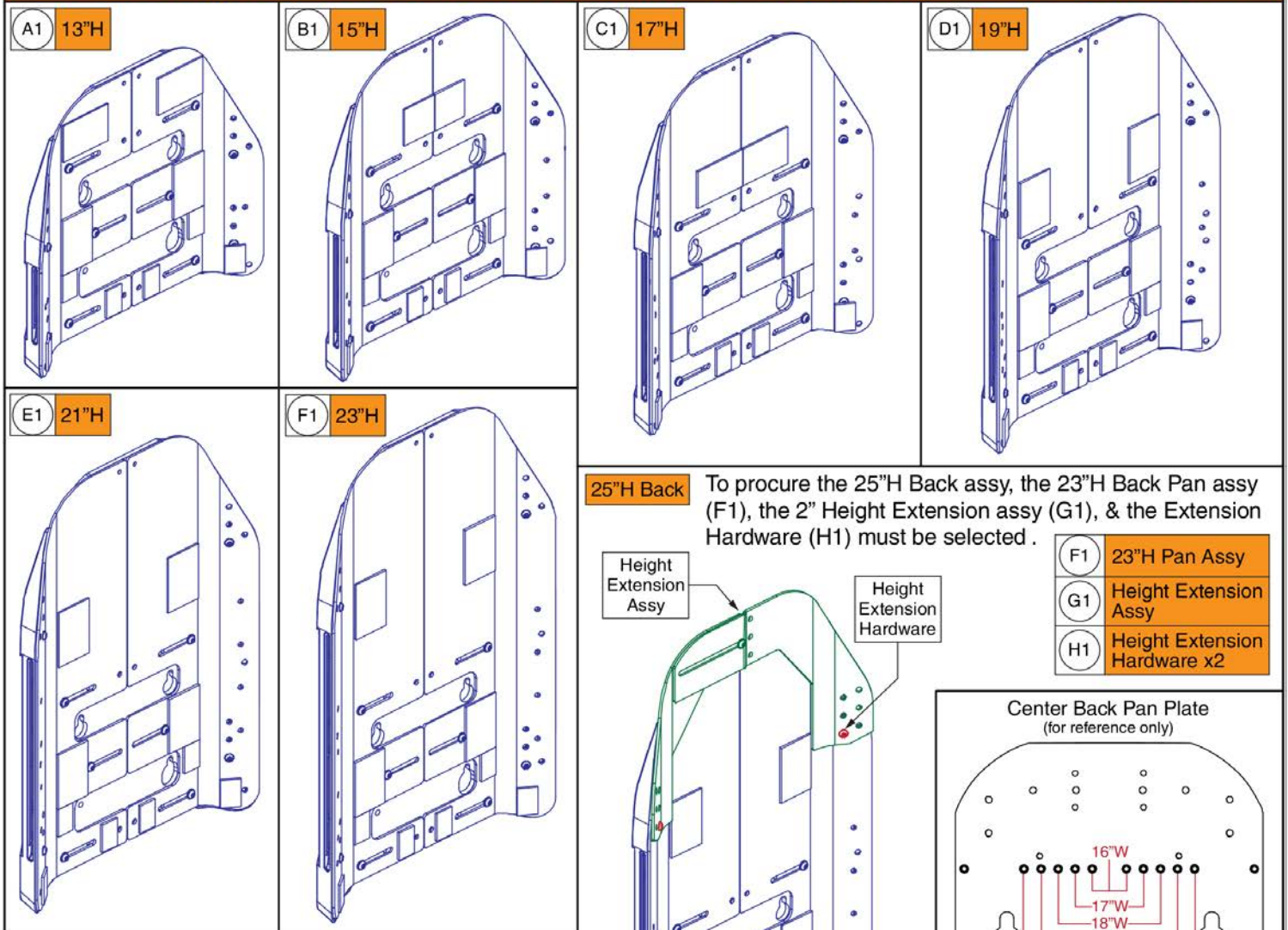
Notes:

- The Back Pan assy's are utilized with both Sport Back 4 & TRU-Comfort Back 4 assy's.
- Painted side cover inserts are not included with the back pan assy's.
- Individual components are not available separately. The assy must be selected.
- 25"H backs utilize extension plates to achieve the back height. The plates are affixed to the 23"H back pan assy.

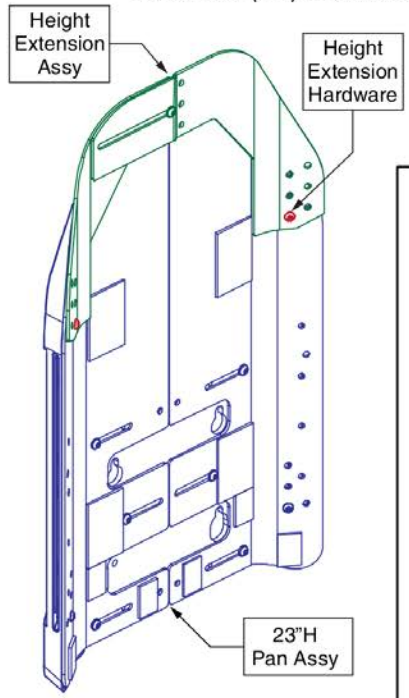
14"-16"W Back Pans, TB3 Redesigned / TRU-Balance 4 Backs

Item	Part No.	Name	Qty
A1	SET2008398	SEAT BACK,ASSY,14"W-16"W,13"H,W/MOUNTING HARDWARE,TRU-BALANCE 3	1
B1	SET2008399	SEAT BACK,ASSY,14"W-16"W,15"H,W/MOUNTING HARDWARE,TRU-BALANCE 3	1
C1	SET2008400	SEAT BACK,ASSY,14"W-16"W,17"H,W/MOUNTING HARDWARE,TRU-BALANCE 3	1
D1	SET2008401	SEAT BACK,ASSY,14"W-16"W,19"H,W/MOUNTING HARDWARE,TRU-BALANCE 3	1
E1	SET2008402	SEAT BACK,ASSY,14"W-16"W,21"H,W/MOUNTING HARDWARE,TRU-BALANCE 3	1
F1	SET2008403	SEAT BACK,ASSY,14"W-16"W,23"H,W/MOUNTING HARDWARE,TRU-BALANCE 3	1
G1	MEC1906115	SEAT BACK,ASSY,HEIGHT EXTENSION,14"W-16" W,W/HARDWARE	1
H1	SCRASBH1264	SCREW, BUTTON HEAD, M6X1.0 X 15, ISO 7380-1, CL 10.9, BZ	2

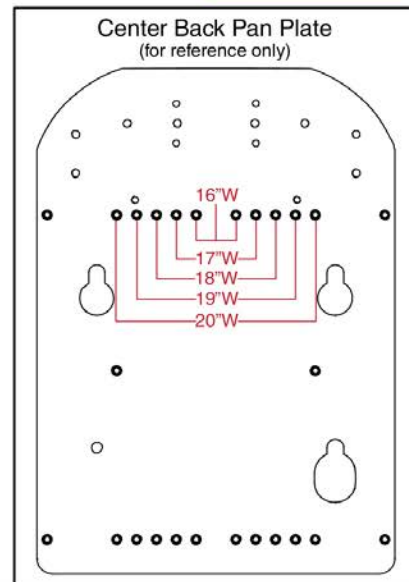
TB3 Redesigned / Tru-Balance 4 Back Pans - 16"-20"W (See notes & sizing chart below)



25"H Back To procure the 25"H Back assy, the 23"H Back Pan assy (F1), the 2" Height Extension assy (G1), & the Extension Hardware (H1) must be selected .



F1	23"H Pan Assy
G1	Height Extension Assy
H1	Height Extension Hardware x2



Ref	Back Height	Overall Back Heights:	
		Static/Tilt Backs ¹	Recline Backs ²
A1	13"H	16" or 17"	19" or 20"
B1	15"H	18" or 19"	21" or 22"
C1	17"H	20" or 21"	23" or 24"
D1	19"H	22" or 23"	25" or 26"
E1	21"H	24" or 25"	27" or 28"
F1	23"H	26" or 27"	29" or 30"
F1 / G1 / H1	25"H	28" or 29"	31" or 32"

¹. The sizes represent a cushion to pan gap of 3" for even sized overall back heights and 4" for odd sized overall back heights.
². The sizes represent a cushion to pan gap of 6" for odd sized overall back heights and 7" for even sized overall back heights.

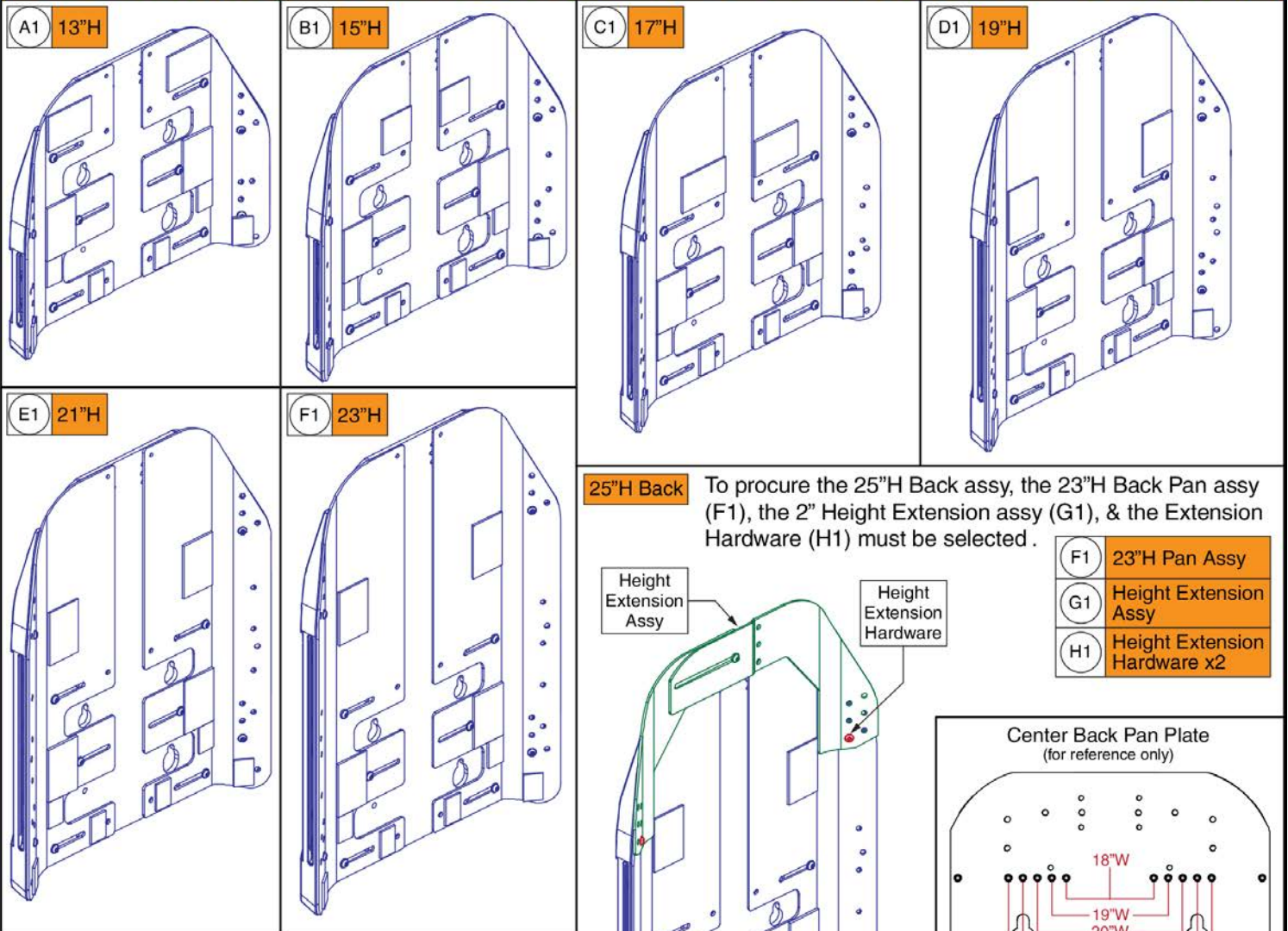
Notes:

- The Back Pan assy's are utilized with both Sport Back 4 & TRU-Comfort Back 4 assy's.
- Painted side cover inserts are not included with the back pan assy's.
- Individual components are not available separately. The assy must be selected.
- 25"H backs utilize extension plates to achieve the back height. The plates are affixed to the 23"H back pan assy .

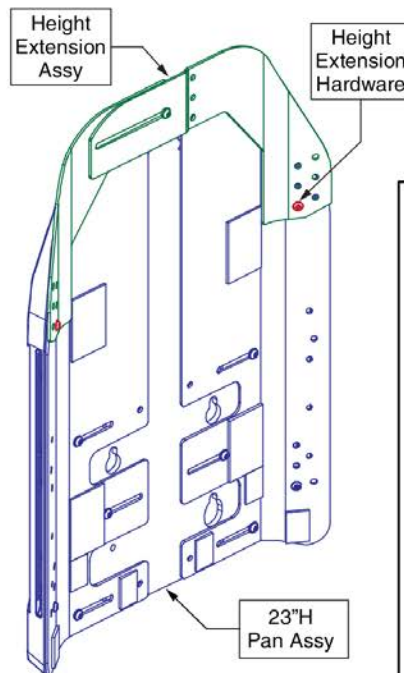
16"-20"W Back Pans, TB3 Redesigned / TRU-Balance 4 Backs

Item	Part No.	Name	Qty
A1	SET2008404	SEAT BACK,ASSY,16"W-20"W,13"H,W/MOUNTING HARDWARE,TRU-BALANCE 3	1
B1	SET2008408	SEAT BACK,ASSY,16"W-20"W,15"H,W/MOUNTING HARDWARE,TRU-BALANCE 3	1
C1	SET2008409	SEAT BACK,ASSY,16"W-20"W,17"H,W/MOUNTING HARDWARE,TRU-BALANCE 3	1
D1	SET2008410	SEAT BACK,ASSY,16"W-20"W,19"H,W/MOUNTING HARDWARE,TRU-BALANCE 3	1
E1	SET2008411	SEAT BACK,ASSY,16"W-20"W,21"H,W/MOUNTING HARDWARE,TRU-BALANCE 3	1
F1	SET2008412	SEAT BACK,ASSY,16"W-20"W,23"H,W/MOUNTING HARDWARE,TRU-BALANCE 3	1
G1	MEC1906116	SEAT BACK,ASSY,HEIGHT EXTENSION,16"W-20" W,W/HARDWARE	1
H1	SCRASBH1264	SCREW, BUTTON HEAD, M6X1.0 X 15, ISO 7380-1, CL 10.9, BZ	2

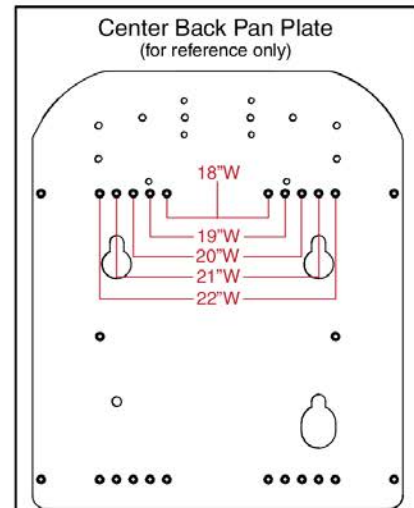
TB3 Redesigned / Tru-Balance 4 Back Pans - 18"-22"W (See notes & sizing chart below)



25"H Back To procure the 25"H Back assy, the 23"H Back Pan assy (F1), the 2" Height Extension assy (G1), & the Extension Hardware (H1) must be selected.



F1	23"H Pan Assy
G1	Height Extension Assy
H1	Height Extension Hardware x2



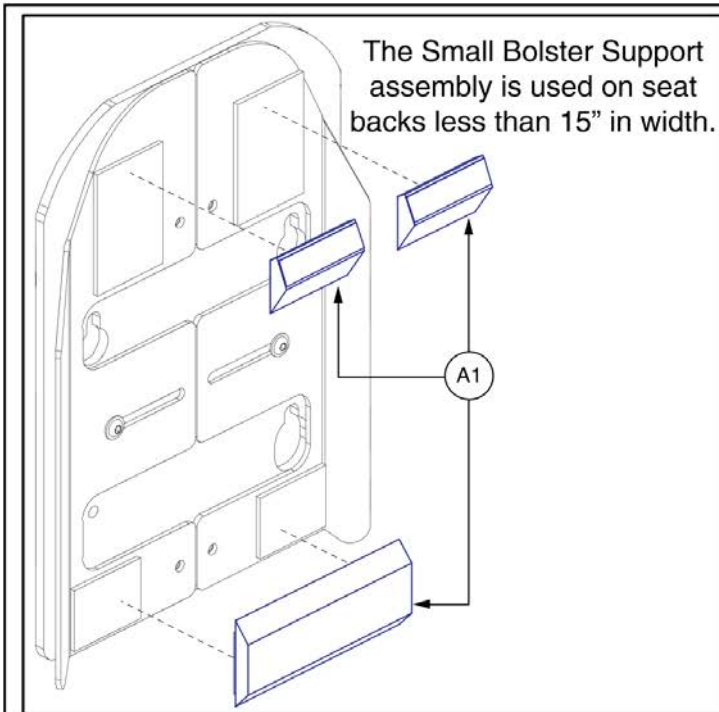
Ref	Back Height	Overall Back Heights:	
		Static/Tilt Backs ¹	Recline Backs ²
A1	13"H	16" or 17"	19" or 20"
B1	15"H	18" or 19"	21" or 22"
C1	17"H	20" or 21"	23" or 24"
D1	19"H	22" or 23"	25" or 26"
E1	21"H	24" or 25"	27" or 28"
F1	23"H	26" or 27"	29" or 30"
F1 / G1 / H1	25"H	28" or 29"	31" or 32"

¹ The sizes represent a cushion to pan gap of 3" for even sized overall back heights and 4" for odd sized overall back heights.
² The sizes represent a cushion to pan gap of 6" for odd sized overall back heights and 7" for even sized overall back heights.

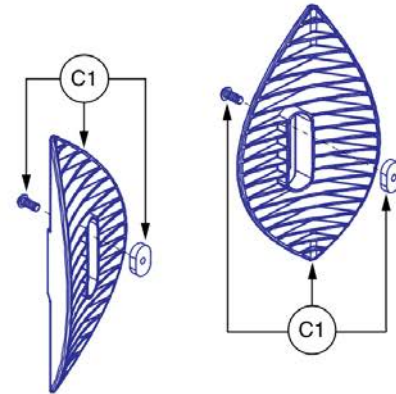
- Notes:**
- The Back Pan assy's are utilized with both Sport Back 4 & TRU-Comfort Back 4 assy's.
 - Painted side cover inserts are not included with the back pan assy's.
 - Individual components are not available separately. The assy must be selected.
 - 25"H backs utilize extension plates to achieve the back height. The plates are affixed to the 23"H back pan assy.

18"-22"W Back Pans, TB3 Redesigned / TRU-Balance 4 Backs

Item	Part No.	Name	Qty
A1	SET2008413	SEAT BACK,ASSY,18"W-22"W,13"H,W/MOUNTING HARDWARE,TRU-BALANCE 3	1
B1	SET2008418	SEAT BACK,ASSY,18"W-22"W,15"H,W/MOUNTING HARDWARE,TRU-BALANCE 3	1
C1	SET2008419	SEAT BACK,ASSY,18"W-22"W,17"H,W/MOUNTING HARDWARE,TRU-BALANCE 3	1
D1	SET2008420	SEAT BACK,ASSY,18"W-22"W,19"H,W/MOUNTING HARDWARE,TRU-BALANCE 3	1
E1	SET2008421	SEAT BACK,ASSY,18"W-22"W,21"H,W/MOUNTING HARDWARE,TRU-BALANCE 3	1
F1	SET2008422	SEAT BACK,ASSY,18"W-22"W,23"H,W/MOUNTING HARDWARE,TRU-BALANCE 3	1
G1	MEC1906117	SEAT BACK,ASSY,HEIGHT EXTENSION,18"W-22" W,W/HARDWARE	1
H1	SCRASBH1264	SCREW, BUTTON HEAD, M6X1.0 X 15, ISO 7380-1, CL 10.9, BZ	2

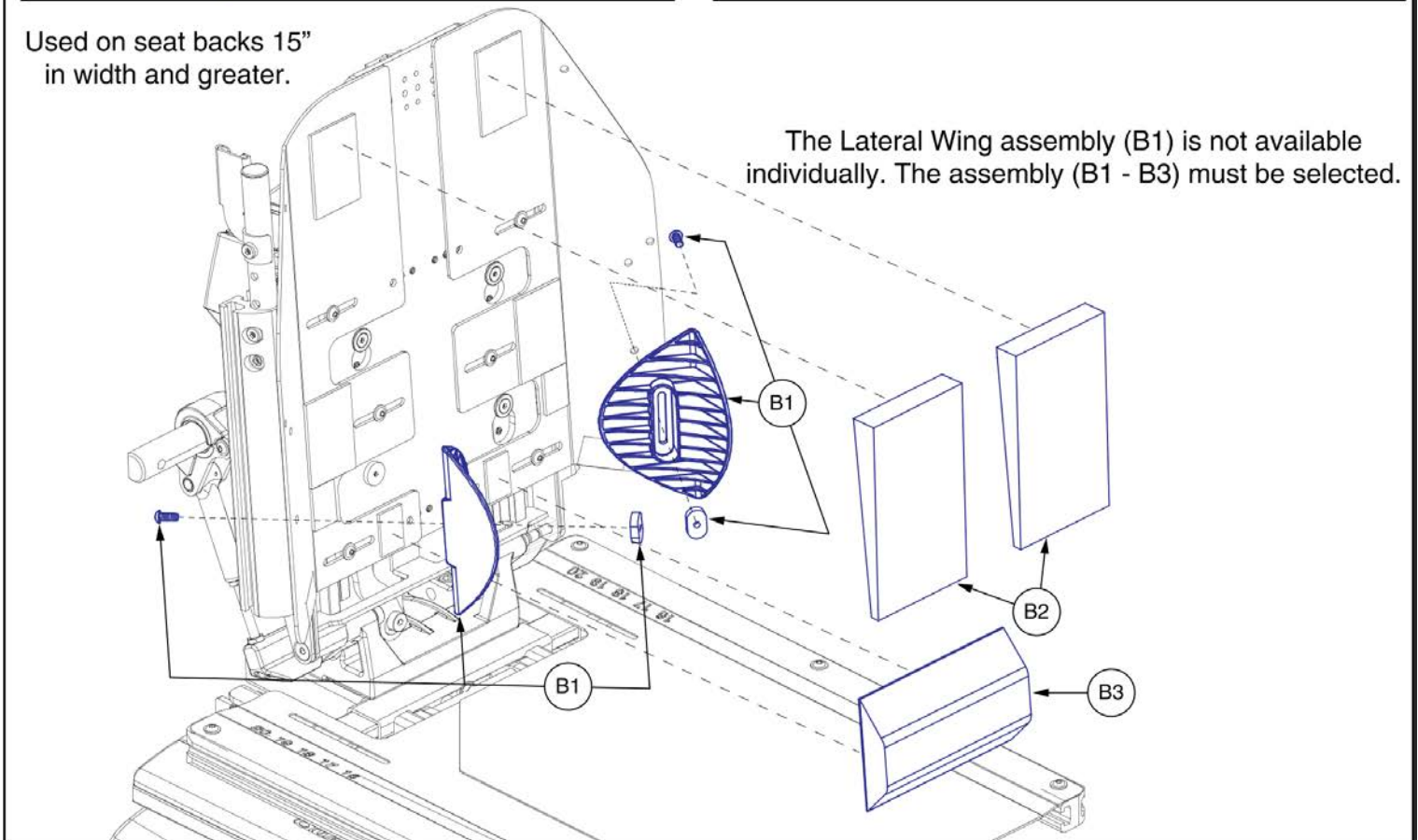


Optional. See notes.



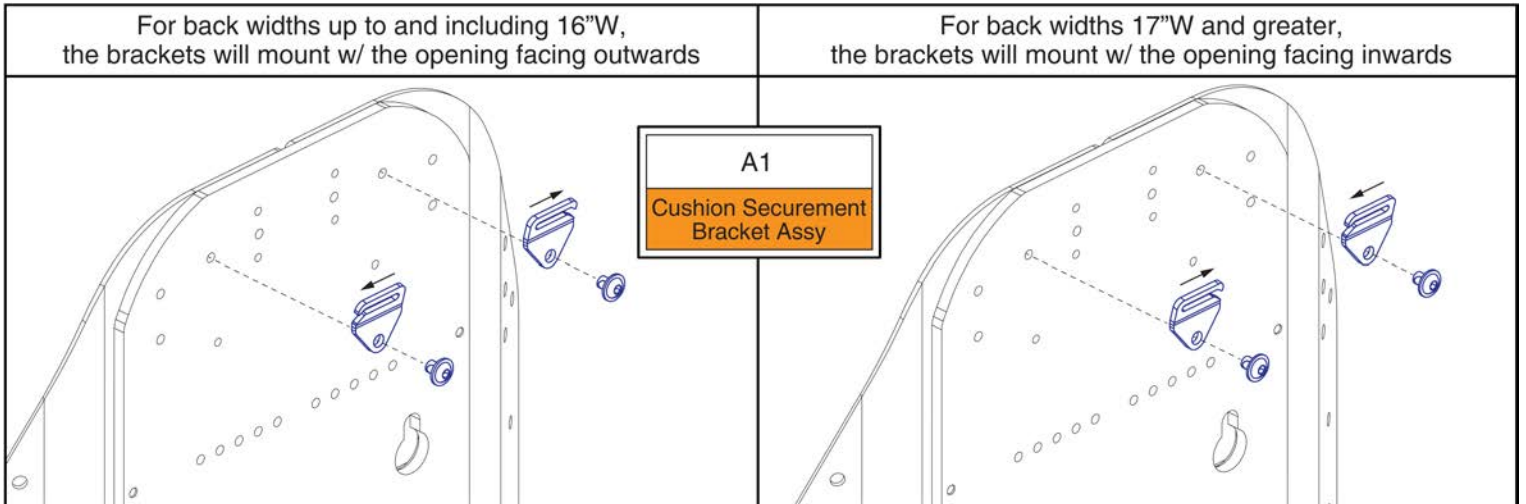
The Large Bolster Support assembly is not available on Tilt Backs 16"-17"H and with limited adjustability on 18"H. Not available on Recline Backs 19"-20"H and with limited adjustability on 21"H. Also not available with the Back Cane Option.

Used on seat backs 15" in width and greater.



TRU-Comfort Bolsters and Supports, TB3 / TB3 Redesigned / TRU-Balance 4 Backs

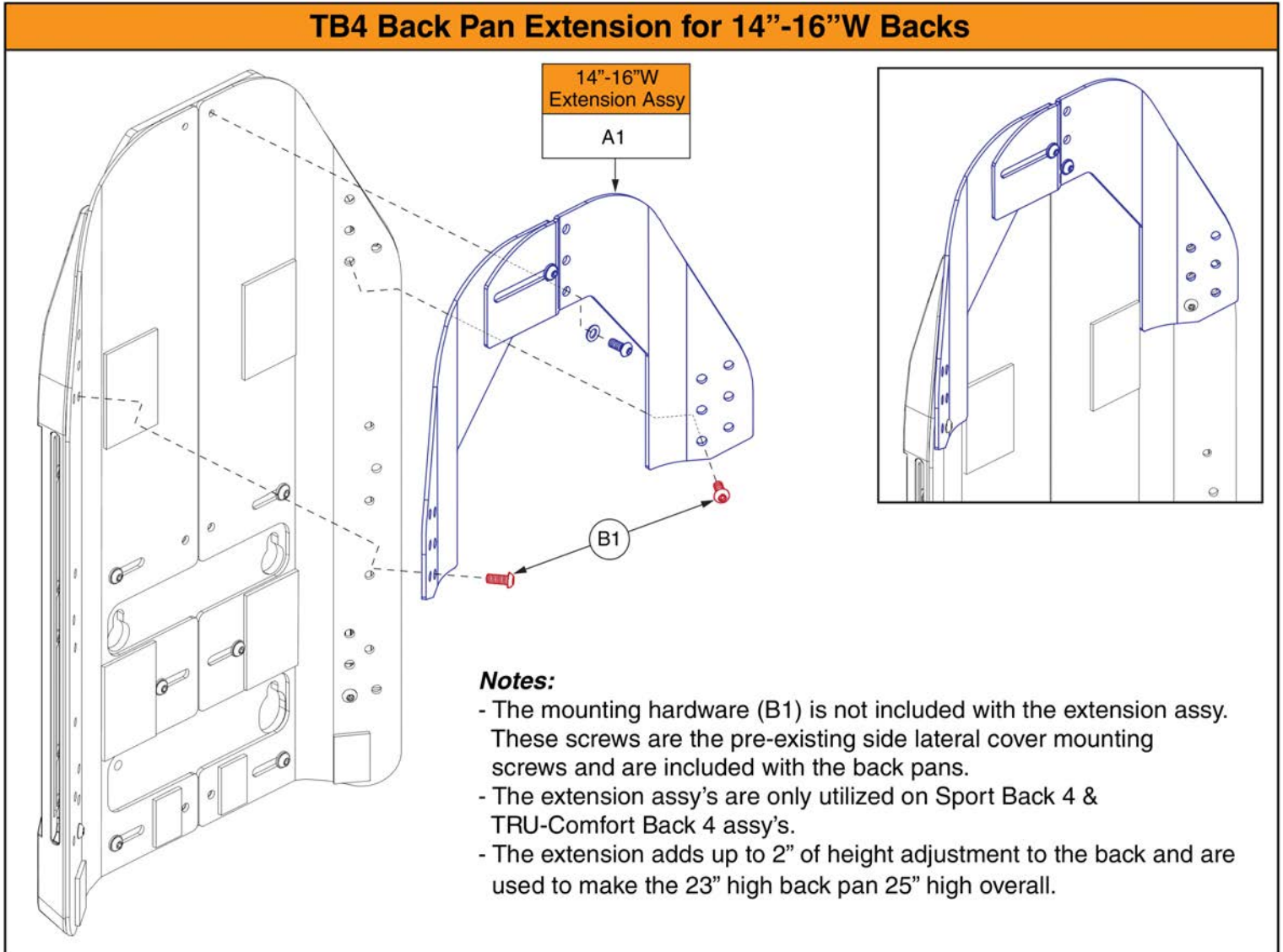
Item	Part No.	Name	Qty
A1	CUS131244	CUSHION,ASSY,BOLSTER SUPPORTS,SMALL,TC2 BACK	1
B1 - B3	CUS122169	CUSHION,ASSY,BOLSTER SUPPORTS,TRU-COMFORT 2 BACK	1
B1	SET122294	LATERAL WING,ASSY,TRU-BALANCE 3	2
B2	DWR1306D059	THORACIC SUPPORT,TRU-COMFORT SEAT,LEFT/RIGHT,D-1306-059	2
B3	DWR1306D014	CUSHION,LUMBAR SUPPORT,TRU-COMFORT SEAT,D-1306-014	1
C1	SET123465	LATERAL WING,ASSY,LARGE,TRU-BALANCE 3	2



Back Cushion Securement Brackets, TB3 Redesigned / TRU-Balance 4 Backs

Item	Part No.	Name	Qty
A1	MEC1907389	BACK CUSHION SECUREMENT BRACKET,REDESIGNED BACK,PAIR	1

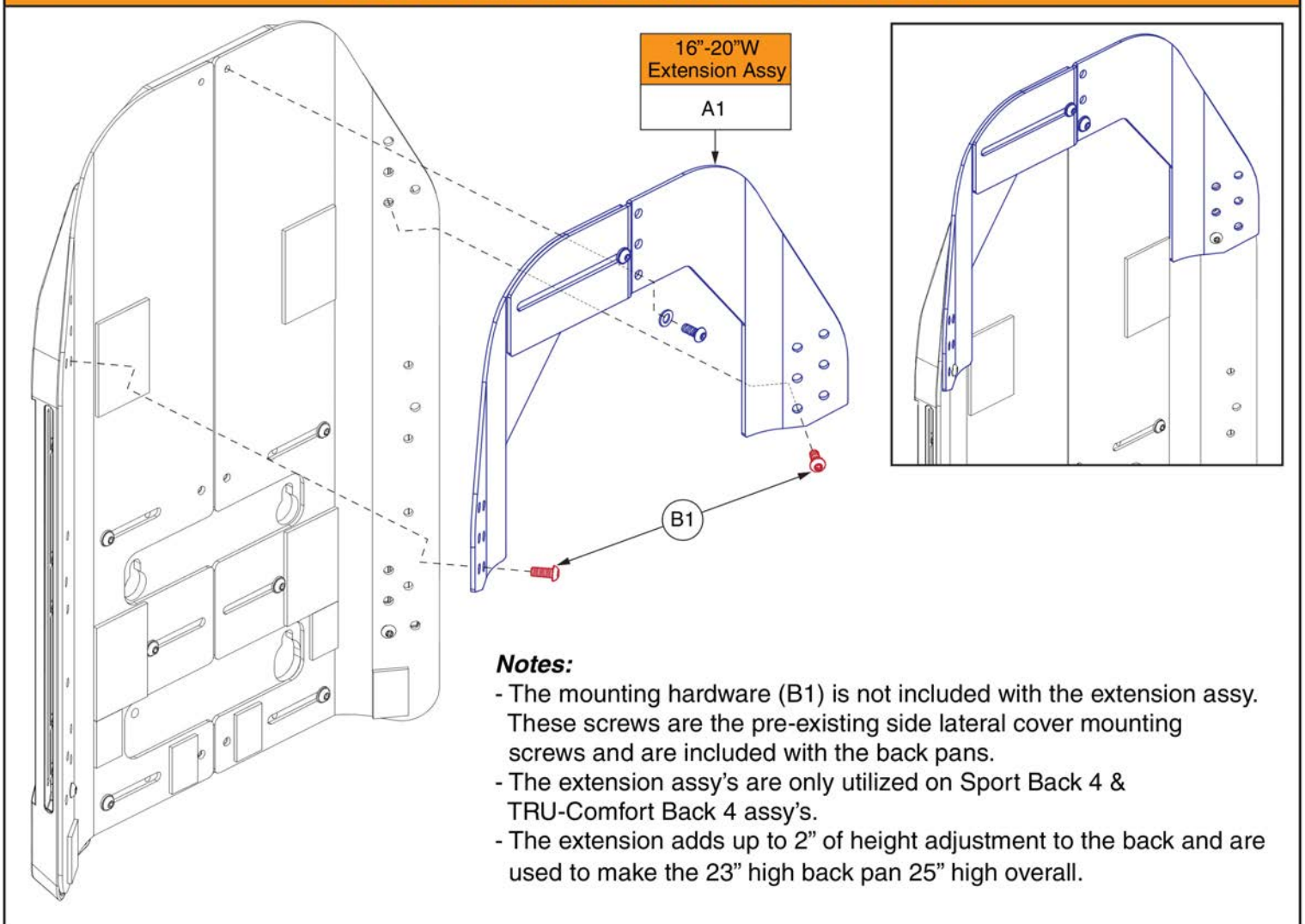
TB4 Back Pan Extension for 14"-16"W Backs



Back Height Extension, 14"-16"W, TB3 Redesigned / TRU-Balance 4 Backs

Item	Part No.	Name	Qty
A1	MEC1906115	SEAT BACK,ASSY,HEIGHT EXTENSION,14"W-16" W,W/HARDWARE	1
B1	SCRASBH1264	SCREW, BUTTON HEAD, M6X1.0 X 15, ISO 7380-1, CL 10.9, BZ	2

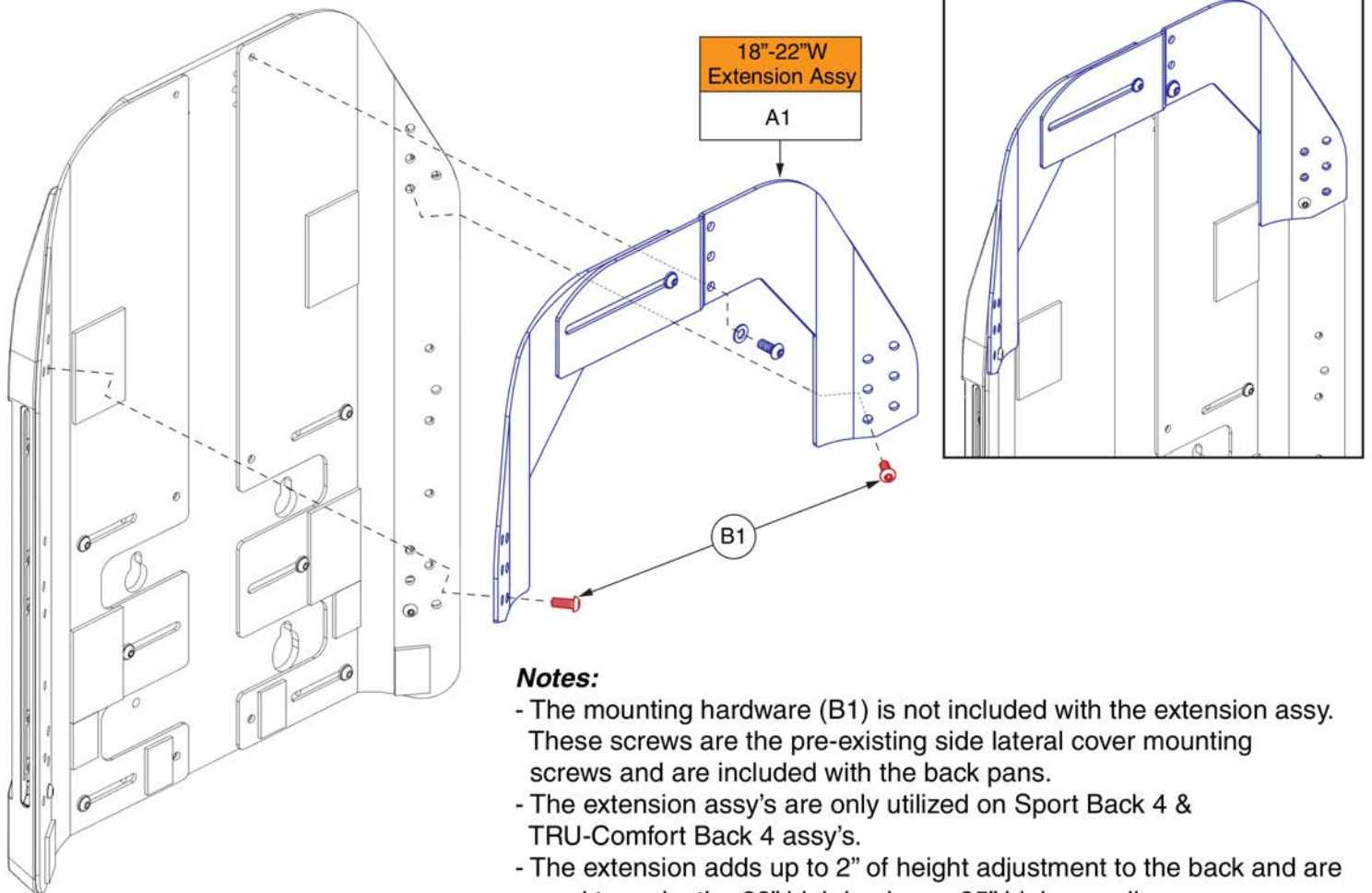
TB4 Back Pan Extension for 16"-20"W Backs



Back Height Extension, 16"-20"W, TB3 Redesigned / TRU-Balance 4 Backs

Item	Part No.	Name	Qty
A1	MEC1906116	SEAT BACK,ASSY,HEIGHT EXTENSION,16"W-20" W,W/HARDWARE	1
B1	SCRASBH1264	SCREW, BUTTON HEAD, M6X1.0 X 15, ISO 7380-1, CL 10.9, BZ	2

TB4 Back Pan Extension for 18"-22"W Backs



Back Height Extension, 18"-22"W, TB3 Redesigned / TRU-Balance 4 Backs

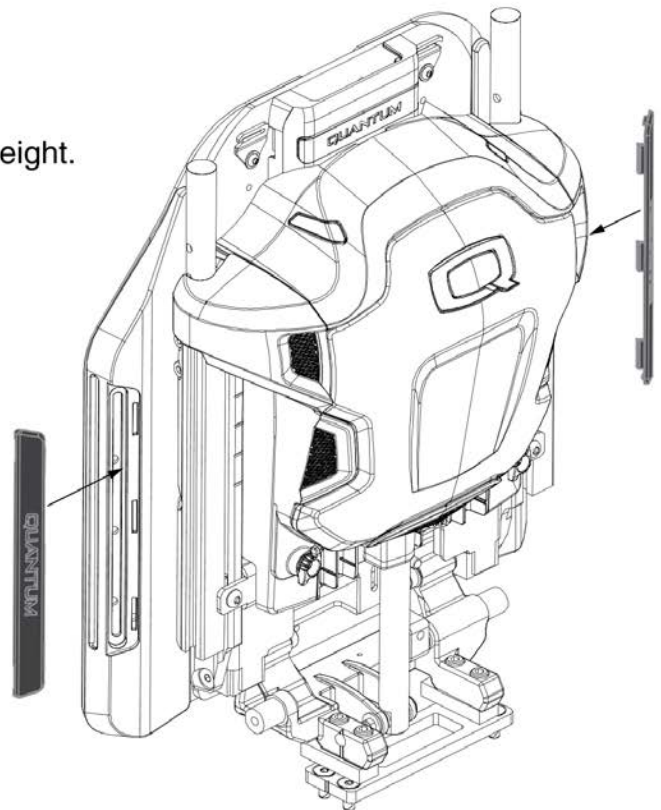
Item	Part No.	Name	Qty
A1	MEC1906117	SEAT BACK,ASSY,HEIGHT EXTENSION,18"W-22" W,W/HARDWARE	1
B1	SCRASBH1264	SCREW, BUTTON HEAD, M6X1.0 X 15, ISO 7380-1, CL 10.9, BZ	2



Notes:

- A quantity of 2 must be selected for the pair.
- The illustration depicts the 17” variant for clarity.
- **Important!** Reference the chart for sizing information.
- 25”H backs utilize extension plates to achieve the back height. 23”H inserts and back assy’s are utilized for 25”H backs.

Ref	Back Height	Overall Back Heights:	
		Static/Tilt Backs ¹	Recline Backs ²
A1	13”H	16” or 17”	19” or 20”
B1	15”H	18” or 19”	21” or 22”
C1	17”H	20” or 21”	23” or 24”
D1	19”H	22” or 23”	25” or 26”
E1	21”H	24” or 25”	27” or 28”
F1	23”H / 25”H	26” or 27” / 28” or 29”	29” or 30” / 31” or 32”

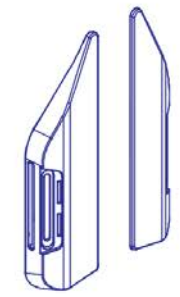
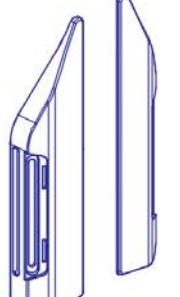
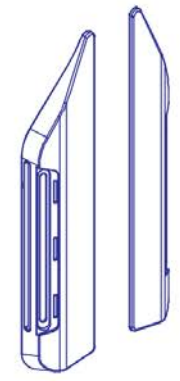
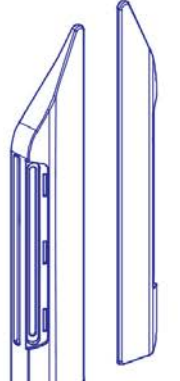
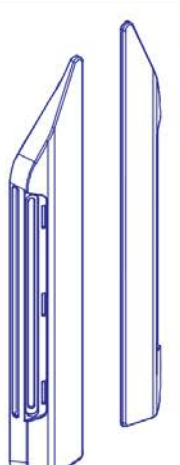
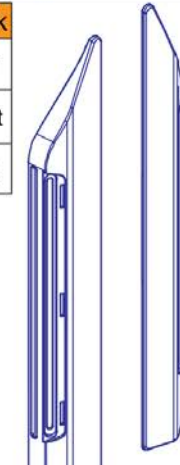


¹. The sizes represent a cushion to pan gap of 3” for even sized overall back heights and 4” for odd sized overall back heights.

². The sizes represent a cushion to pan gap of 6” for odd sized overall back heights and 7” for even sized overall back heights.

Lateral Side Cover Inserts, TB3 Redesigned / TRU-Balance 4 Backs

Item	Part No.	Name	Qty
A1	DGN2004465	BACK PAN SIDE COVER, 13H, FLEXIBLE, TB4 BACK	1
B1	DGN2004468	BACK PAN SIDE COVER, 15H, FLEXIBLE, TB4 BACK	1
C1	DGN2004466	BACK PAN SIDE COVER, 17H, FLEXIBLE, TB4 BACK	1
D1	DGN2004275	BACK PAN SIDE COVER, 19H, FLEXIBLE, TB4 BACK	1
E1	DGN2004469	BACK PAN SIDE COVER, 21H, FLEXIBLE, TB4 BACK	1
F1	DGN2004467	BACK PAN SIDE COVER, 23H, FLEXIBLE, TB4 BACK	1

TB4 Back Side Lateral Covers (Does Not Include Mounting Hardware)			
13"H Back		15"H Back	
A1	Pair	B1	Pair
A1a	Right	B1a	Right
A1b	Left	B1b	Left
			
17"H Back		19"H Back	
C1	Pair	D1	Pair
C1a	Right	D1a	Right
C1b	Left	D1b	Left
			
21"H Back		23"H / 25"H Back	
E1	Pair	F1	Pair
E1a	Right	F1a	Right
E1b	Left	F1b	Left
			

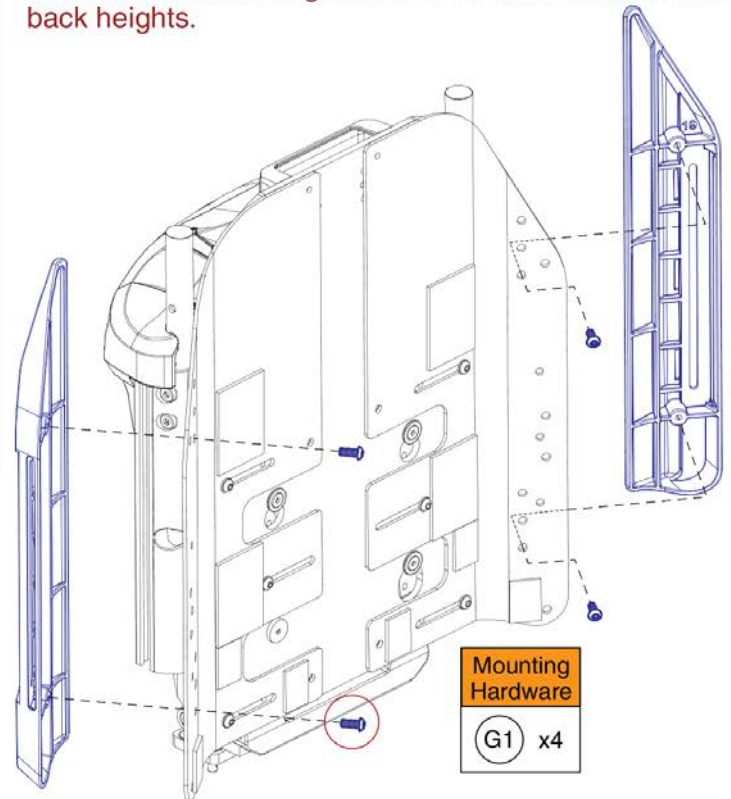
Notes:

- Painted inserts are not included with the cover assy's.
- Mounting hardware is not included with the assy's.
- The illustration depicts the 19" variant for clarity.
- Important! Reference the chart for sizing information.
- 25"H backs utilize extension plates to achieve the back height. Therefore 23"H Lateral Side Covers and back assy's are utilized for 25"H backs.

			Overall Back Heights:		
Pair	R	L	Back Height	Static/Tilt Backs ¹	Recline Backs ²
A1	A1a	A1b	13"H	16" or 17"	19" or 20"
B1	B1a	B1b	15"H	18" or 19"	21" or 22"
C1	C1a	C1b	17"H	20" or 21"	23" or 24"
D1	D1a	D1b	19"H	22" or 23"	25" or 26"
E1	E1a	E1b	21"H	24" or 25"	27" or 28"
F1	F1a	F1b	23"H / 25"H	26" or 27"/ 28" or 29"	29" or 30"/ 31" or 32"

¹. The sizes represent a cushion to pan gap of 3" for even sized overall back heights and 4" for odd sized overall back heights.

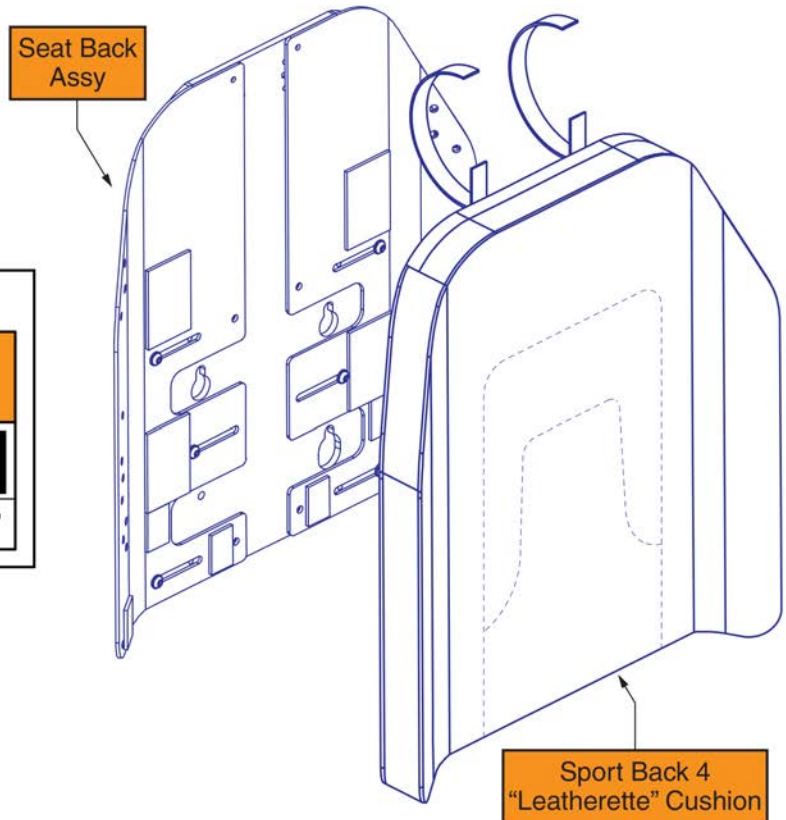
². The sizes represent a cushion to pan gap of 6" for odd sized overall back heights and 7" for even sized overall back heights.



Lateral Side Covers, TB3 Redesigned / TRU-Balance 4 Backs

Item	Part No.	Name	Qty
A1	MEC1904509	SIDE LATERAL COVER,13"H,REDESIGNED BACK,PAIR	1
A1a	MEC1804303	TB4-BACK PAN SIDE COVER, 13H, RH	1
A1b	MEC1804302	TB4-BACK PAN SIDE COVER, 13H, LH	1
B1	MEC1904510	SIDE LATERAL COVER,15"H,REDESIGNED BACK,PAIR	1
B1a	MEC1804305	TB4-BACK PAN SIDE COVER, 15H, RH	1
B1b	MEC1804304	TB4-BACK PAN SIDE COVER, 15H, LH	1
C1	MEC1904511	SIDE LATERAL COVER,17"H,REDESIGNED BACK,PAIR	1
C1a	MEC1804307	TB4-BACK PAN SIDE COVER, 17H, RH	1
C1b	MEC1804306	TB4-BACK PAN SIDE COVER, 17H, LH	1
D1	MEC1904512	SIDE LATERAL COVER,19"H,REDESIGNED BACK,PAIR	1
D1a	MEC1804309	TB4-BACK PAN SIDE COVER, 19H, RH	1
D1b	MEC1804308	TB4-BACK PAN SIDE COVER, 19H, LH	1
E1	MEC1904513	SIDE LATERAL COVER,21"H,REDESIGNED BACK,PAIR	1
E1a	MEC1804311	TB4-BACK PAN SIDE COVER, 21H, RH	1
E1b	MEC1804310	TB4-BACK PAN SIDE COVER, 21H, LH	1
F1	MEC1904515	SIDE LATERAL COVER,23"H,REDESIGNED BACK,PAIR	1
F1a	MEC1804313	TB4-BACK PAN SIDE COVER, 23H, RH	1
F1b	MEC1804312	TB4-BACK PAN SIDE COVER, 23H, LH	1
G1	SCRASBH1264	SCREW, BUTTON HEAD, M6X1.0 X 15, ISO 7380-1, CL 10.9, BZ	4

12"W Sport Back 4 Assembly				
Actual Back/ Cushion Size			For use on units with overall back Heights of:	
Ref	Width	Height	Static/Tilt Backs ¹	Recline Backs ²
A1	12"	13"	16" or 17"	19" or 20"



12"W Sport Back 4 Complete Assy's, TB3 / TRU-Balance 4 Backs

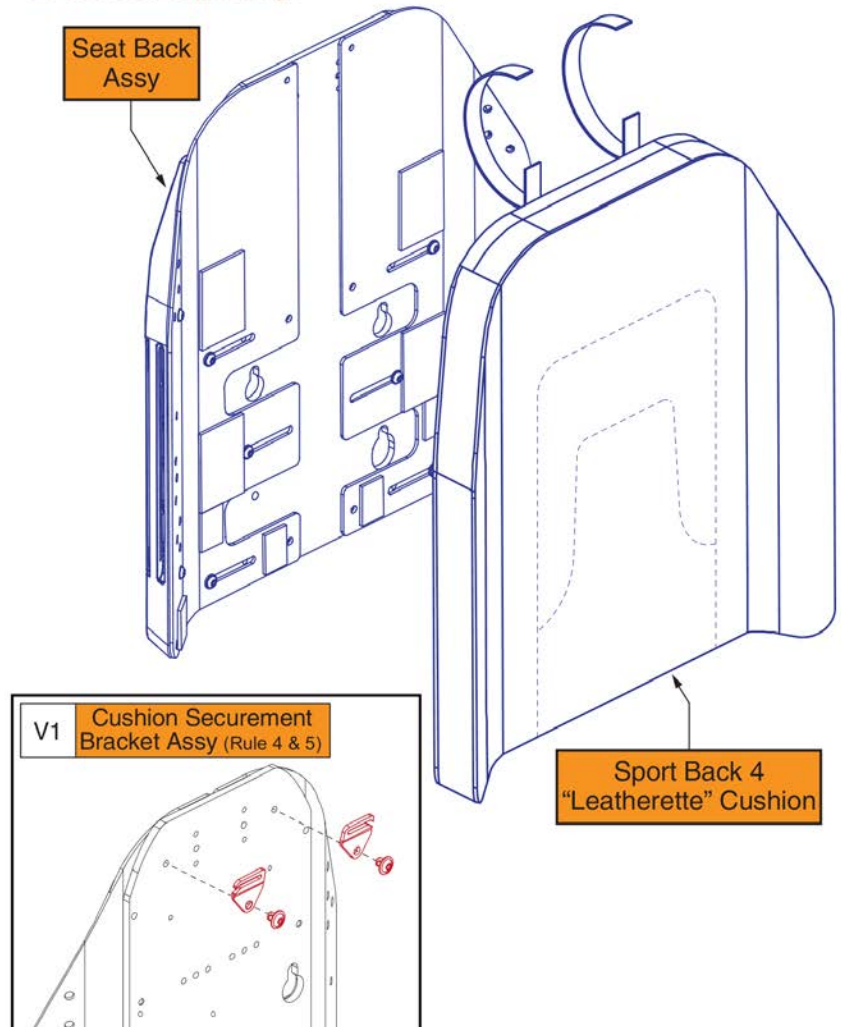
Item	Part No.	Name	Qty
A1	SET130246	SEAT BACK,ASSY,12"W,10"W-14"W,13"H,SPORT BACK 4	1

14"-16"W Sport Back 4 Complete Assy's, TB3 Redesigned / TRU-Balance 4 Backs

14" - 16" W Sport Back 4 Assy's (See All Rules)				
Ref	Actual Back/ Cushion Size		Overall Seat Back Heights	
	Width	Height	Static/Tilt Backs (Rule 2)	Recline Backs (Rule 3)
A1	14"	13"	16" or 17"	19" or 20"
B1	14"	15"	18" or 19"	21" or 22"
C1	14"	17"	20" or 21"	23" or 24"
D1	14"	19"	22" or 23"	25" or 26"
E1	14"	21"	24" or 25"	27" or 28"
F1	14"	23"	26" or 27"	29" or 30"
G1	14"	25"	28" or 29"	31" or 32"
H1	15"	13"	16" or 17"	19" or 20"
I1	15"	15"	18" or 19"	21" or 22"
J1	15"	17"	20" or 21"	23" or 24"
K1	15"	19"	22" or 23"	25" or 26"
L1	15"	21"	24" or 25"	27" or 28"
M1	15"	23"	26" or 27"	29" or 30"
N1	15"	25"	28" or 29"	31" or 32"
O1	16"	13"	16" or 17"	19" or 20"
P1	16"	15"	18" or 19"	21" or 22"
Q1	16"	17"	20" or 21"	23" or 24"
R1	16"	19"	22" or 23"	25" or 26"
S1	16"	21"	24" or 25"	27" or 28"
T1	16"	23"	26" or 27"	29" or 30"
U1	16"	25"	28" or 29"	31" or 32"

Rules:

1. The listed assy's include the Seat Back Assy & the Sport Back 4 Cushion.
2. The sizes represent a cushion to pan gap of 3" for even sized overall back heights and 4" for odd sized overall back heights.
3. The sizes represent a cushion to pan gap of 6" for odd sized overall back heights and 7" for even sized overall back heights.
4. The Cushion Securement Bracket Assy (V1) for 14"-16"W Backs will mount with the openings facing outwards.
5. The Securement Brackets (V1) are not included with the assy and must be selected separately.



14"-16"W Sport Back 4 Complete Assy's, TB3 Redesigned / TRU-Balance 4 Backs

Item	Part No.	Name	Qty
A1	SET1902545	SEAT BACK,ASSY,14"W,14"W-16"W,13"H,SPORT BACK 4,TRU BALANCE 3	1
B1	SET1902560	SEAT BACK,ASSY,14"W,14"W-16"W,15"H,SPORT BACK 4,TRU BALANCE 3	1
C1	SET1902580	SEAT BACK,ASSY,14"W,14"W-16"W,17"H,SPORT BACK 4,TRU BALANCE 3	1
D1	SET1902609	SEAT BACK,ASSY,14"W,14"W-16"W,19"H,SPORT BACK 4,TRU BALANCE 3	1
E1	SET1902622	SEAT BACK,ASSY,14"W,14"W-16"W,21"H,SPORT BACK 4,TRU BALANCE 3	1
F1	SET1902634	SEAT BACK,ASSY,14"W,14"W-16"W,23"H,SPORT BACK 4,TRU BALANCE 3	1
G1	SET1907181	SEAT BACK,ASSY,14"W,14"W-16"W,25"H,SPORT BACK 4,TRU BALANCE 3	1
H1	SET1902546	SEAT BACK,ASSY,15"W,14"W-16"W,13"H,SPORT BACK 4,TRU BALANCE 3	1
I1	SET1902567	SEAT BACK,ASSY,15"W,14"W-16"W,15"H,SPORT BACK 4,TRU BALANCE 3	1
J1	SET1902587	SEAT BACK,ASSY,15"W,14"W-16"W,17"H,SPORT BACK 4,TRU BALANCE 3	1
K1	SET1902610	SEAT BACK,ASSY,15"W,14"W-16"W,19"H,SPORT BACK 4,TRU BALANCE 3	1
L1	SET1902623	SEAT BACK,ASSY,15"W,14"W-16"W,21"H,SPORT BACK 4,TRU BALANCE 3	1
M1	SET1902635	SEAT BACK,ASSY,15"W,14"W-16"W,23"H,SPORT BACK 4,TRU BALANCE 3	1
N1	SET1907172	SEAT BACK,ASSY,15"W,14"W-16"W,25"H,SPORT BACK 4,TRU BALANCE 3	1
O1	SET1908873	SEAT BACK,ASSY,16"W,14"W-16"W,13"H,SPORT BACK 4,TRU BALANCE 3	1
P1	SET1908874	SEAT BACK,ASSY,16"W,14"W-16"W,15"H,SPORT BACK 4,TRU BALANCE 3	1
Q1	SET1908875	SEAT BACK,ASSY,16"W,14"W-16"W,17"H,SPORT BACK 4,TRU BALANCE 3	1
R1	SET1908876	SEAT BACK,ASSY,16"W,14"W-16"W,19"H,SPORT BACK 4,TRU BALANCE 3	1
S1	SET1908877	SEAT BACK,ASSY,16"W,14"W-16"W,21"H,SPORT BACK 4,TRU BALANCE 3	1
T1	SET1908878	SEAT BACK,ASSY,16"W,14"W-16"W,23"H,SPORT BACK 4,TRU BALANCE 3	1
U1	SET1908879	SEAT BACK,ASSY,16"W,14"W-16"W,25"H,SPORT BACK 4,TRU BALANCE 3	1
V1	MEC1907389	BACK CUSHION SECUREMENT BRACKET,REDESIGNED BACK,PAIR	1

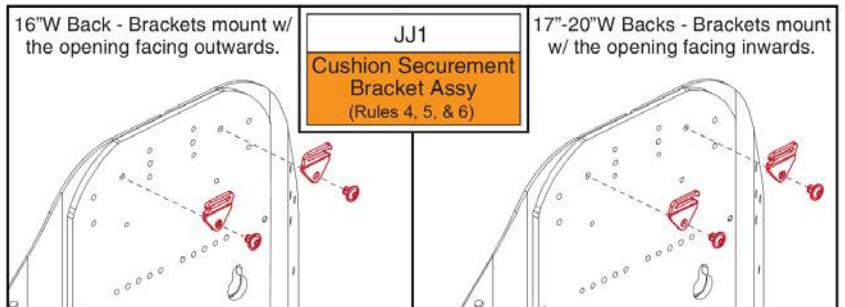
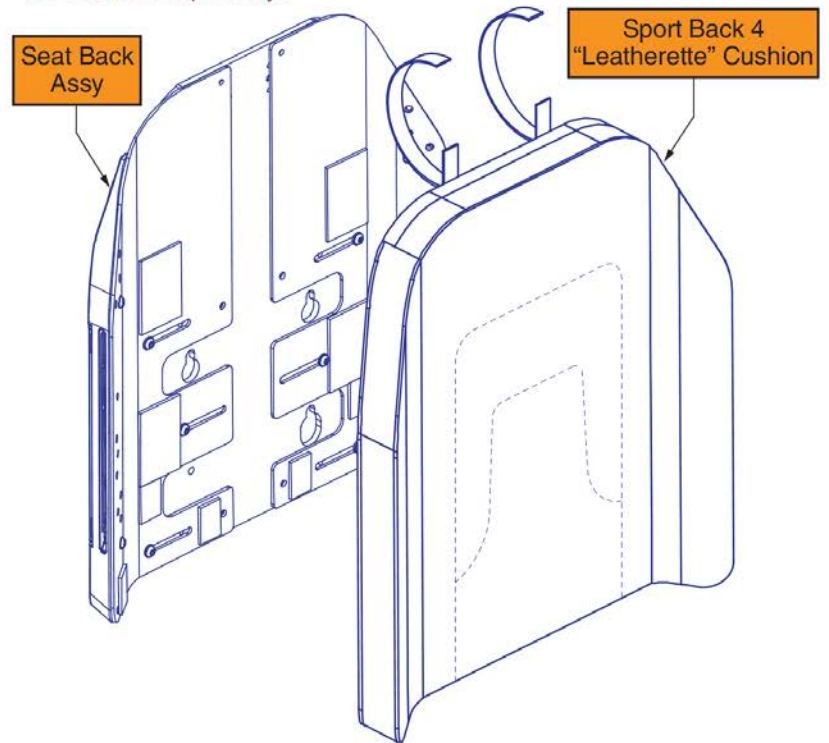
16"-20"W Sport Back 4 Complete Assy's, TB3 Redesigned / TRU-Balance 4 Backs

16" - 20" W Sport Back 4 Assy's (See All Rules)				
Ref	Actual Back/ Cushion Size		Overall Seat Back Heights	
	Width	Height	Static/Tilt Backs (Rule 2)	Recline Backs (Rule 3)
A1	16"	13"	16" or 17"	19" or 20"
B1	16"	15"	18" or 19"	21" or 22"
C1	16"	17"	20" or 21"	23" or 24"
D1	16"	19"	22" or 23"	25" or 26"
E1	16"	21"	24" or 25"	27" or 28"
F1	16"	23"	26" or 27"	29" or 30"
G1	16"	25"	28" or 29"	31" or 32"
H1	17"	13"	16" or 17"	19" or 20"
I1	17"	15"	18" or 19"	21" or 22"
J1	17"	17"	20" or 21"	23" or 24"
K1	17"	19"	22" or 23"	25" or 26"
L1	17"	21"	24" or 25"	27" or 28"
M1	17"	23"	26" or 27"	29" or 30"
N1	17"	25"	28" or 29"	31" or 32"
O1	18"	13"	16" or 17"	19" or 20"
P1	18"	15"	18" or 19"	21" or 22"
Q1	18"	17"	20" or 21"	23" or 24"
R1	18"	19"	22" or 23"	25" or 26"
S1	18"	21"	24" or 25"	27" or 28"
T1	18"	23"	26" or 27"	29" or 30"
U1	18"	25"	28" or 29"	31" or 32"
V1	19"	13"	16" or 17"	19" or 20"
W1	19"	15"	18" or 19"	21" or 22"
X1	19"	17"	20" or 21"	23" or 24"
Y1	19"	19"	22" or 23"	25" or 26"
Z1	19"	21"	24" or 25"	27" or 28"
AA1	19"	23"	26" or 27"	29" or 30"
BB1	19"	25"	28" or 29"	31" or 32"
CC1	20"	13"	16" or 17"	19" or 20"
DD1	20"	15"	18" or 19"	21" or 22"
EE1	20"	17"	20" or 21"	23" or 24"
FF1	20"	19"	22" or 23"	25" or 26"

16" - 20" W Sport Back 4 Assy's (See All Rules)				
Ref	Actual Back/ Cushion Size		Overall Seat Back Heights	
	Width	Height	Static/Tilt Backs (Rule 2)	Recline Backs (Rule 3)
GG1	20"	21"	24" or 25"	27" or 28"
HH1	20"	23"	26" or 27"	29" or 30"
II1	20"	25"	28" or 29"	31" or 32"

Rules:

1. The listed assy's include the Seat Back Assy & the Sport Back 4 Cushion.
2. The sizes represent a cushion to pan gap of 3" for even sized overall back heights and 4" for odd sized overall back heights.
3. The sizes represent a cushion to pan gap of 6" for odd sized overall back heights and 7" for even sized overall back heights.
4. The Cushion Securement Bracket Assy (JJ1) for 16"W Backs will mount with the openings facing outwards.
5. The Cushion Securement Bracket Assy (JJ1) for 17"-20"W Backs will mount with the openings facing inwards.
6. The Securement Brackets (JJ1) are not included with the assy and must be selected separately.



16"-20"W Sport Back 4 Complete Assy's, TB3 Redesigned / TRU-Balance 4 Backs

Item	Part No.	Name	Qty
A1	SET1902549	SEAT BACK,ASSY,16"W,16"W-20"W,13"H,SPORT BACK 4,TRU BALANCE 3	1
B1	SET1902570	SEAT BACK,ASSY,16"W,16"W-20"W,15"H,SPORT BACK 4,TRU BALANCE 3	1
C1	SET1902600	SEAT BACK,ASSY,16"W,16"W-20"W,17"H,SPORT BACK 4,TRU BALANCE 3	1
D1	SET1902613	SEAT BACK,ASSY,16"W,16"W-20"W,19"H,SPORT BACK 4,TRU BALANCE 3	1
E1	SET1902625	SEAT BACK,ASSY,16"W,16"W-20"W,21"H,SPORT BACK 4,TRU BALANCE 3	1
F1	SET1902637	SEAT BACK,ASSY,16"W,16"W-20"W,23"H,SPORT BACK 4,TRU BALANCE 3	1
G1	SET1907173	SEAT BACK,ASSY,16"W,16"W-20"W,25"H,SPORT BACK 4,TRU BALANCE 3	1
H1	SET1902551	SEAT BACK,ASSY,17"W,16"W-20"W,13"H,SPORT BACK 4,TRU BALANCE 3	1
I1	SET1902571	SEAT BACK,ASSY,17"W,16"W-20"W,15"H,SPORT BACK 4,TRU BALANCE 3	1
J1	SET1902601	SEAT BACK,ASSY,17"W,16"W-20"W,17"H,SPORT BACK 4,TRU BALANCE 3	1
K1	SET1902614	SEAT BACK,ASSY,17"W,16"W-20"W,19"H,SPORT BACK 4,TRU BALANCE 3	1
L1	SET1902626	SEAT BACK,ASSY,17"W,16"W-20"W,21"H,SPORT BACK 4,TRU BALANCE 3	1
M1	SET1902638	SEAT BACK,ASSY,17"W,16"W-20"W,23"H,SPORT BACK 4,TRU BALANCE 3	1
N1	SET1907174	SEAT BACK,ASSY,17"W,16"W-20"W,25"H,SPORT BACK 4,TRU BALANCE 3	1
O1	SET1908880	SEAT BACK,ASSY,18"W,16"W-20"W,13"H,SPORT BACK 4,TRU BALANCE 3	1
P1	SET1908881	SEAT BACK,ASSY,18"W,16"W-20"W,15"H,SPORT BACK 4,TRU BALANCE 3	1
Q1	SET1908882	SEAT BACK,ASSY,18"W,16"W-20"W,17"H,SPORT BACK 4,TRU BALANCE 3	1
R1	SET1908883	SEAT BACK,ASSY,18"W,16"W-20"W,19"H,SPORT BACK 4,TRU BALANCE 3	1
S1	SET1908884	SEAT BACK,ASSY,18"W,16"W-20"W,21"H,SPORT BACK 4,TRU BALANCE 3	1
T1	SET1908885	SEAT BACK,ASSY,18"W,16"W-20"W,23"H,SPORT BACK 4,TRU BALANCE 3	1
U1	SET1908886	SEAT BACK,ASSY,18"W,16"W-20"W,25"H,SPORT BACK 4,TRU BALANCE 3	1
V1	SET1908887	SEAT BACK,ASSY,19"W,16"W-20"W,13"H,SPORT BACK 4,TRU BALANCE 3	1
W1	SET1908888	SEAT BACK,ASSY,19"W,16"W-20"W,15"H,SPORT BACK 4,TRU BALANCE 3	1
X1	SET1908889	SEAT BACK,ASSY,19"W,16"W-20"W,17"H,SPORT BACK 4,TRU BALANCE 3	1
Y1	SET1908890	SEAT BACK,ASSY,19"W,16"W-20"W,19"H,SPORT BACK 4,TRU BALANCE 3	1
Z1	SET1908891	SEAT BACK,ASSY,19"W,16"W-20"W,21"H,SPORT BACK 4,TRU BALANCE 3	1
AA1	SET1908892	SEAT BACK,ASSY,19"W,16"W-20"W,23"H,SPORT BACK 4,TRU BALANCE 3	1
BB1	SET1908893	SEAT BACK,ASSY,19"W,16"W-20"W,25"H,SPORT BACK 4,TRU BALANCE 3	1
CC1	SET1908894	SEAT BACK,ASSY,20"W,16"W-20"W,13"H,SPORT BACK 4,TRU BALANCE 3	1
DD1	SET1908895	SEAT BACK,ASSY,20"W,16"W-20"W,15"H,SPORT BACK 4,TRU BALANCE 3	1
EE1	SET1908896	SEAT BACK,ASSY,20"W,16"W-20"W,17"H,SPORT BACK 4,TRU BALANCE 3	1
FF1	SET1908897	SEAT BACK,ASSY,20"W,16"W-20"W,19"H,SPORT BACK 4,TRU BALANCE 3	1
GG1	SET1908898	SEAT BACK,ASSY,20"W,16"W-20"W,21"H,SPORT BACK 4,TRU BALANCE 3	1
HH1	SET1908899	SEAT BACK,ASSY,20"W,16"W-20"W,23"H,SPORT BACK 4,TRU BALANCE 3	1
II1	SET1908900	SEAT BACK,ASSY,20"W,16"W-20"W,25"H,SPORT BACK 4,TRU BALANCE 3	1
JJ1	MEC1907389	BACK CUSHION SECUREMENT BRACKET,REDESIGNED BACK,PAIR	1

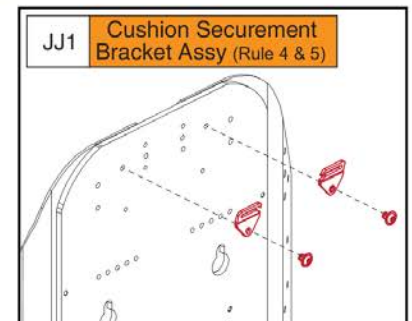
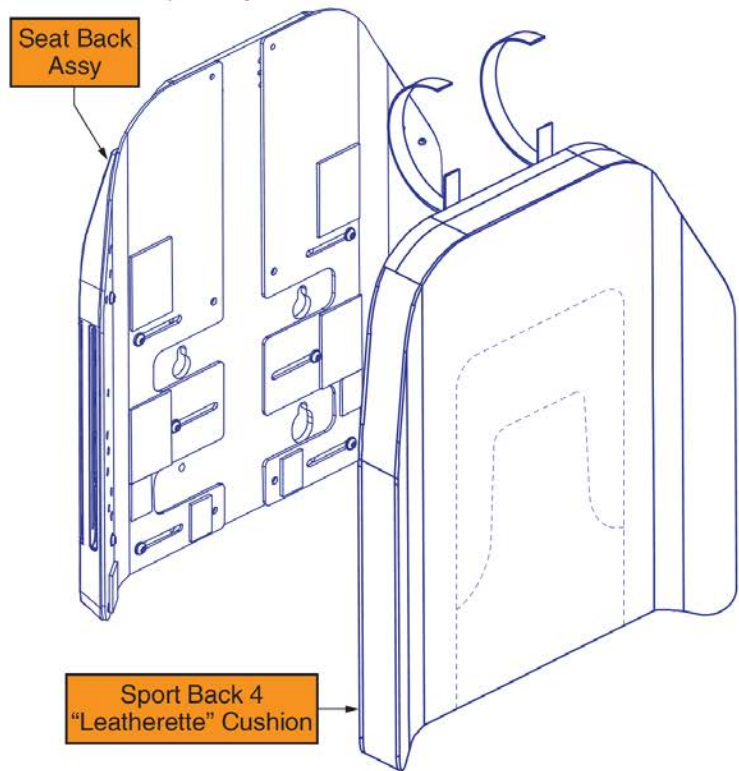
18"-22"W Sport Back 4 Complete Assy's, TB3 Redesigned / TRU-Balance 4 Backs

18" - 22" W Sport Back 4 Assy's (See All Rules)				
Ref	Actual Back/ Cushion Size		Overall Seat Back Heights	
	Width	Height	Static/Tilt Backs (Rule 2)	Recline Backs (Rule 3)
A1	18"	13"	16" or 17"	19" or 20"
B1	18"	15"	18" or 19"	21" or 22"
C1	18"	17"	20" or 21"	23" or 24"
D1	18"	19"	22" or 23"	25" or 26"
E1	18"	21"	24" or 25"	27" or 28"
F1	18"	23"	26" or 27"	29" or 30"
G1	18"	25"	28" or 29"	31" or 32"
H1	19"	13"	16" or 17"	19" or 20"
I1	19"	15"	18" or 19"	21" or 22"
J1	19"	17"	20" or 21"	23" or 24"
K1	19"	19"	22" or 23"	25" or 26"
L1	19"	21"	24" or 25"	27" or 28"
M1	19"	23"	26" or 27"	29" or 30"
N1	19"	25"	28" or 29"	31" or 32"
O1	20"	13"	16" or 17"	19" or 20"
P1	20"	15"	18" or 19"	21" or 22"
Q1	20"	17"	20" or 21"	23" or 24"
R1	20"	19"	22" or 23"	25" or 26"
S1	20"	21"	24" or 25"	27" or 28"
T1	20"	23"	26" or 27"	29" or 30"
U1	20"	25"	28" or 29"	31" or 32"
V1	21"	13"	16" or 17"	19" or 20"
W1	21"	15"	18" or 19"	21" or 22"
X1	21"	17"	20" or 21"	23" or 24"
Y1	21"	19"	22" or 23"	25" or 26"
Z1	21"	21"	24" or 25"	27" or 28"
AA1	21"	23"	26" or 27"	29" or 30"
BB1	21"	25"	28" or 29"	31" or 32"
CC1	22"	13"	16" or 17"	19" or 20"
DD1	22"	15"	18" or 19"	21" or 22"
EE1	22"	17"	20" or 21"	23" or 24"
FF1	22"	19"	22" or 23"	25" or 26"

18" - 22" W Sport Back 4 Assy's (See All Rules)				
Ref	Actual Back/ Cushion Size		Overall Seat Back Heights	
	Width	Height	Static/Tilt Backs (Rule 2)	Recline Backs (Rule 3)
GG1	22"	21"	24" or 25"	27" or 28"
HH1	22"	23"	26" or 27"	29" or 30"
II1	22"	25"	28" or 29"	31" or 32"

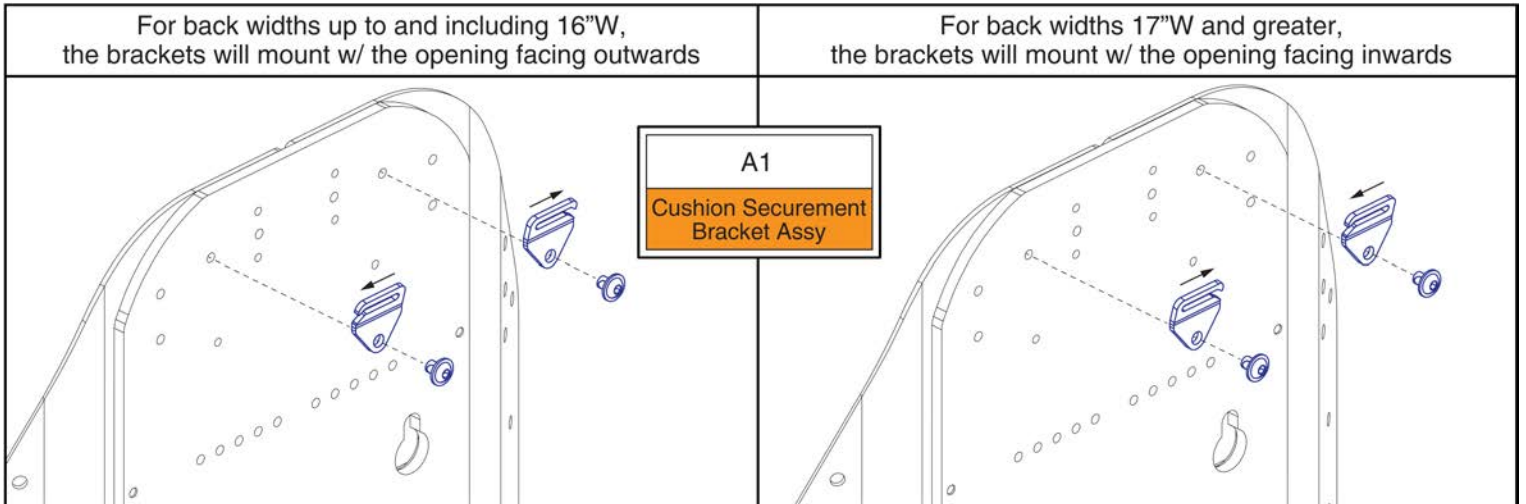
Rules:

1. The listed assy's include the Seat Back Assy & the Sport Back 4 Cushion.
2. The sizes represent a cushion to pan gap of 3" for even sized overall back heights and 4" for odd sized overall back heights.
3. The sizes represent a cushion to pan gap of 6" for odd sized overall back heights and 7" for even sized overall back heights.
4. The Cushion Securement Bracket Assy (JJ1) for 18"-22"W Backs will mount with the openings facing inwards.
5. The Securement Brackets (JJ1) are not included with the assy and must be selected separately.



18"-22"W Sport Back 4 Complete Assy's, TB3 Redesigned / TRU-Balance 4 Backs

Item	Part No.	Name	Qty
A1	SET1902553	SEAT BACK,ASSY,18"W,18"W-22"W,13"H,SPORT BACK 4,TRU BALANCE 3	1
B1	SET1902574	SEAT BACK,ASSY,18"W,18"W-22"W,15"H,SPORT BACK 4,TRU BALANCE 3	1
C1	SET1902603	SEAT BACK,ASSY,18"W,18"W-22"W,17"H,SPORT BACK 4,TRU BALANCE 3	1
D1	SET1902616	SEAT BACK,ASSY,18"W,18"W-22"W,19"H,SPORT BACK 4,TRU BALANCE 3	1
E1	SET1902628	SEAT BACK,ASSY,18"W,18"W-22"W,21"H,SPORT BACK 4,TRU BALANCE 3	1
F1	SET1902640	SEAT BACK,ASSY,18"W,18"W-22"W,23"H,SPORT BACK 4,TRU BALANCE 3	1
G1	SET1907175	SEAT BACK,ASSY,18"W,18"W-22"W,25"H,SPORT BACK 4,TRU BALANCE 3	1
H1	SET1902554	SEAT BACK,ASSY,19"W,18"W-22"W,13"H,SPORT BACK 4,TRU BALANCE 3	1
I1	SET1902575	SEAT BACK,ASSY,19"W,18"W-22"W,15"H,SPORT BACK 4,TRU BALANCE 3	1
J1	SET1902604	SEAT BACK,ASSY,19"W,18"W-22"W,17"H,SPORT BACK 4,TRU BALANCE 3	1
K1	SET1902617	SEAT BACK,ASSY,19"W,18"W-22"W,19"H,SPORT BACK 4,TRU BALANCE 3	1
L1	SET1902629	SEAT BACK,ASSY,19"W,18"W-22"W,21"H,SPORT BACK 4,TRU BALANCE 3	1
M1	SET1902641	SEAT BACK,ASSY,19"W,18"W-22"W,23"H,SPORT BACK 4,TRU BALANCE 3	1
N1	SET1907176	SEAT BACK,ASSY,19"W,18"W-22"W,25"H,SPORT BACK 4,TRU BALANCE 3	1
O1	SET1902555	SEAT BACK,ASSY,20"W,18"W-22"W,13"H,SPORT BACK 4,TRU BALANCE 3	1
P1	SET1902576	SEAT BACK,ASSY,20"W,18"W-22"W,15"H,SPORT BACK 4,TRU BALANCE 3	1
Q1	SET1902605	SEAT BACK,ASSY,20"W,18"W-22"W,17"H,SPORT BACK 4,TRU BALANCE 3	1
R1	SET1902618	SEAT BACK,ASSY,20"W,18"W-22"W,19"H,SPORT BACK 4,TRU BALANCE 3	1
S1	SET1902630	SEAT BACK,ASSY,20"W,18"W-22"W,21"H,SPORT BACK 4,TRU BALANCE 3	1
T1	SET1902643	SEAT BACK,ASSY,20"W,18"W-22"W,23"H,SPORT BACK 4,TRU BALANCE 3	1
U1	SET1902866	SEAT BACK,ASSY,20"W,18"W-22"W,25"H,SPORT BACK 4,TRU BALANCE 3	1
V1	SET1902556	SEAT BACK,ASSY,21"W,18"W-22"W,13"H,SPORT BACK 4,TRU BALANCE 3	1
W1	SET1902577	SEAT BACK,ASSY,21"W,18"W-22"W,15"H,SPORT BACK 4,TRU BALANCE 3	1
X1	SET1902606	SEAT BACK,ASSY,21"W,18"W-22"W,17"H,SPORT BACK 4,TRU BALANCE 3	1
Y1	SET1902619	SEAT BACK,ASSY,21"W,18"W-22"W,19"H,SPORT BACK 4,TRU BALANCE 3	1
Z1	SET1902631	SEAT BACK,ASSY,21"W,18"W-22"W,21"H,SPORT BACK 4,TRU BALANCE 3	1
AA1	SET1902644	SEAT BACK,ASSY,21"W,18"W-22"W,23"H,SPORT BACK 4,TRU BALANCE 3	1
BB1	SET1902858	SEAT BACK,ASSY,21"W,18"W-22"W,25"H,SPORT BACK 4,TRU BALANCE 3	1
CC1	SET1908901	SEAT BACK,ASSY,22"W,18"W-22"W,13"H,SPORT BACK 4,TRU BALANCE 3	1
DD1	SET1908902	SEAT BACK,ASSY,22"W,18"W-22"W,15"H,SPORT BACK 4,TRU BALANCE 3	1
EE1	SET1908903	SEAT BACK,ASSY,22"W,18"W-22"W,17"H,SPORT BACK 4,TRU BALANCE 3	1
FF1	SET1908904	SEAT BACK,ASSY,22"W,18"W-22"W,19"H,SPORT BACK 4,TRU BALANCE 3	1
GG1	SET1908905	SEAT BACK,ASSY,22"W,18"W-22"W,21"H,SPORT BACK 4,TRU BALANCE 3	1
HH1	SET1902645	SEAT BACK,ASSY,22"W,18"W-22"W,23"H,SPORT BACK 4,TRU BALANCE 3	1
II1	SET1902859	SEAT BACK,ASSY,22"W,18"W-22"W,25"H,SPORT BACK 4,TRU BALANCE 3	1
JJ1	MEC1907389	BACK CUSHION SECUREMENT BRACKET,REDESIGNED BACK,PAIR	1



Back Cushion Securement Brackets, TB3 Redesigned / TRU-Balance 4 Backs

Item	Part No.	Name	Qty
A1	MEC1907389	BACK CUSHION SECUREMENT BRACKET,REDESIGNED BACK,PAIR	1

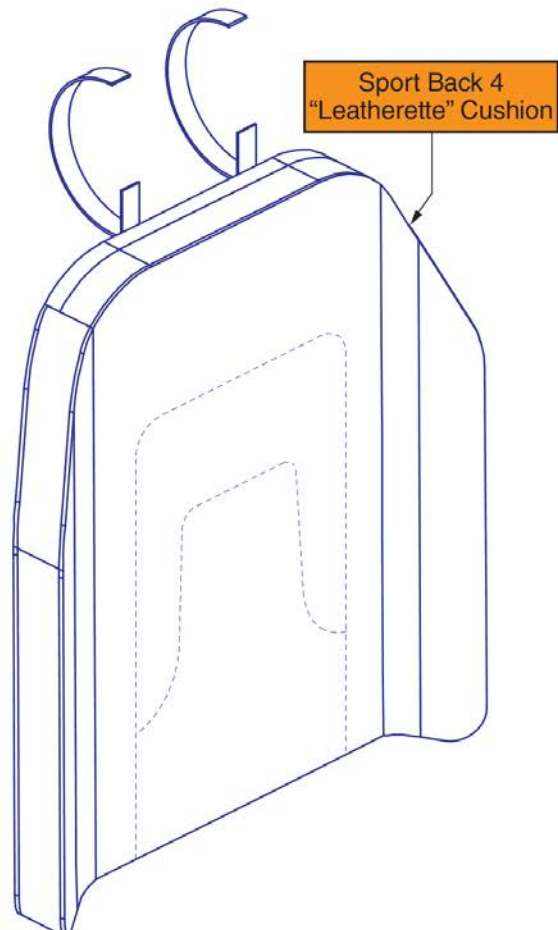
Sport Back 4 Cushions, 12"-18"W

12" - 18" W Sport Back 4 Cushions				
Ref	Actual Back/ Cushion Size		For use on units with overall back Heights of:	
	Width	Height	Static/Tilt Backs ¹	Recline Backs ²
A1	12"	11"	14" or 15"	17" or 18"
B1	12"	13"	16" or 17"	19" or 20"
C1	14"	13"	16" or 17"	19" or 20"
D1	14"	15"	18" or 19"	21" or 22"
E1	14"	17"	20" or 21"	23" or 24"
F1	14"	19"	22" or 23"	25" or 26"
G1	14"	21"	24" or 25"	27" or 28"
H1	14"	23"	26" or 27"	29" or 30"
I1	14"	25"	28" or 29"	31" or 32"
J1	15"	13"	16" or 17"	19" or 20"
K1	15"	15"	18" or 19"	21" or 22"
L1	15"	17"	20" or 21"	23" or 24"
M1	15"	19"	22" or 23"	25" or 26"
N1	15"	21"	24" or 25"	27" or 28"
O1	15"	23"	26" or 27"	29" or 30"
P1	15"	25"	28" or 29"	31" or 32"
Q1	16"	13"	16" or 17"	19" or 20"
R1	16"	15"	18" or 19"	21" or 22"
S1	16"	17"	20" or 21"	23" or 24"
T1	16"	19"	22" or 23"	25" or 26"
U1	16"	21"	24" or 25"	27" or 28"
V1	16"	23"	26" or 27"	29" or 30"
W1	16"	25"	28" or 29"	31" or 32"
X1	17"	13"	16" or 17"	19" or 20"
Y1	17"	15"	18" or 19"	21" or 22"
Z1	17"	17"	20" or 21"	23" or 24"
AA1	17"	19"	22" or 23"	25" or 26"
BB1	17"	21"	24" or 25"	27" or 28"
CC1	17"	23"	26" or 27"	29" or 30"
DD1	17"	25"	28" or 29"	31" or 32"

12" - 18" W Sport Back 4 Cushions				
Ref	Actual Back/ Cushion Size		For use on units with overall back Heights of:	
	Width	Height	Static/Tilt Backs ¹	Recline Backs ²
EE1	18"	13"	16" or 17"	19" or 20"
FF1	18"	15"	18" or 19"	21" or 22"
GG1	18"	17"	20" or 21"	23" or 24"
HH1	18"	19"	22" or 23"	25" or 26"
II1	18"	21"	24" or 25"	27" or 28"
JJ1	18"	23"	26" or 27"	29" or 30"
KK1	18"	25"	28" or 29"	31" or 32"

These assemblies include the Complete Sport Back 4 Cushion. The outer cover is available separately.

- ¹ The sizes represent a cushion to pan gap of 3" for even sized overall back heights and 4" for odd sized overall back heights.
- ² The sizes represent a cushion to pan gap of 6" for odd sized overall back heights and 7" for even sized overall back heights.



Sport Back 4 Cushions, 12"-18"W

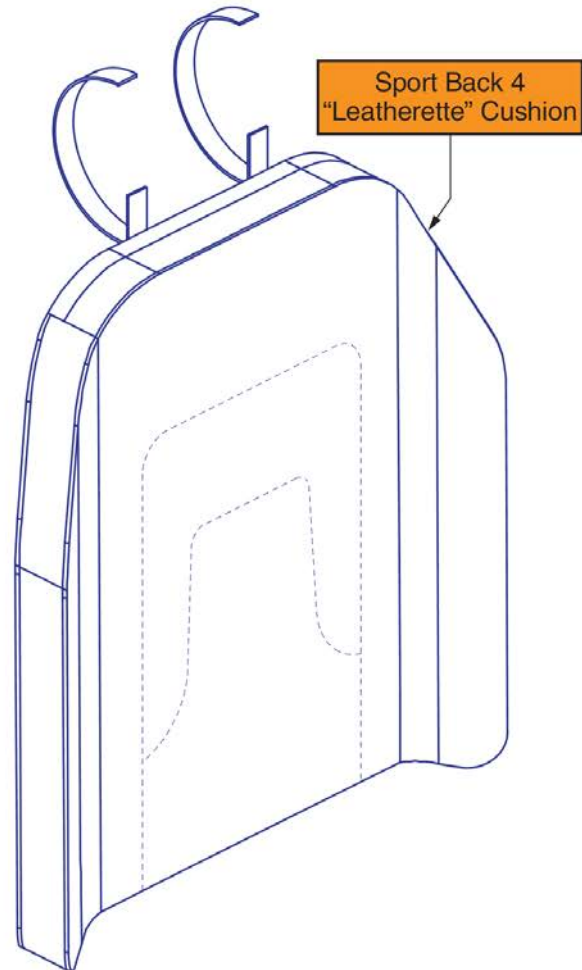
Item	Part No.	Name	Qty
A1	QU-SB4-1211	QUANTUM,CUSHION,ASSY,BACK,12"W,11"H, SPORT BACK 4, LEATHERETTE	1
B1	QU-SB4-1213	QUANTUM,CUSHION,ASSY,BACK,12"W,13"H, SPORT BACK 4, LEATHERETTE	1
C1	QU-SB4-1413	QUANTUM,CUSHION,ASSY,BACK,14"W,13"H, SPORT BACK 4, LEATHERETTE	1
D1	QU-SB4-1415	QUANTUM,CUSHION,ASSY,BACK,14"W,15"H, SPORT BACK 4, LEATHERETTE	1
E1	QU-SB4-1417	QUANTUM,CUSHION,ASSY,BACK,14"W,17"H, SPORT BACK 4, LEATHERETTE	1
F1	QU-SB4-1419	QUANTUM,CUSHION,ASSY,BACK,14"W,19"H, SPORT BACK 4, LEATHERETTE	1
G1	QU-SB4-1421	QUANTUM,CUSHION,ASSY,BACK,14"W,21"H, SPORT BACK 4, LEATHERETTE	1
H1	QU-SB4-1423	QUANTUM,CUSHION,ASSY,BACK,14"W,23"H, SPORT BACK 4, LEATHERETTE	1
I1	QU-SB4-1425	QUANTUM,CUSHION,ASSY,BACK,14"W,25"H, SPORT BACK 4, LEATHERETTE	1
J1	QU-SB4-1513	QUANTUM,CUSHION,ASSY,BACK,15"W,13"H, SPORT BACK 4, LEATHERETTE	1
K1	QU-SB4-1515	QUANTUM,CUSHION,ASSY,BACK,15"W,15"H, SPORT BACK 4, LEATHERETTE	1
L1	QU-SB4-1517	QUANTUM,CUSHION,ASSY,BACK,15"W,17"H, SPORT BACK 4, LEATHERETTE	1
M1	QU-SB4-1519	QUANTUM,CUSHION,ASSY,BACK,15"W,19"H, SPORT BACK 4, LEATHERETTE	1
N1	QU-SB4-1521	QUANTUM,CUSHION,ASSY,BACK,15"W,21"H, SPORT BACK 4, LEATHERETTE	1
O1	QU-SB4-1523	QUANTUM,CUSHION,ASSY,BACK,15"W,23"H, SPORT BACK 4, LEATHERETTE	1
P1	QU-SB4-1525	QUANTUM,CUSHION,ASSY,BACK,15"W,25"H, SPORT BACK 4, LEATHERETTE	1
Q1	QU-SB4-1613	QUANTUM,CUSHION,ASSY,BACK,16"W,13"H, SPORT BACK 4, LEATHERETTE	1
R1	QU-SB4-1615	QUANTUM,CUSHION,ASSY,BACK,16"W,15"H, SPORT BACK 4, LEATHERETTE	1
S1	QU-SB4-1617	QUANTUM,CUSHION,ASSY,BACK,16"W,17"H, SPORT BACK 4, LEATHERETTE	1
T1	QU-SB4-1619	QUANTUM,CUSHION,ASSY,BACK,16"W,19"H, SPORT BACK 4, LEATHERETTE	1
U1	QU-SB4-1621	QUANTUM,CUSHION,ASSY,BACK,16"W,21"H, SPORT BACK 4, LEATHERETTE	1
V1	QU-SB4-1623	QUANTUM,CUSHION,ASSY,BACK,16"W,23"H, SPORT BACK 4, LEATHERETTE	1
W1	QU-SB4-1625	QUANTUM,CUSHION,ASSY,BACK,16"W,25"H, SPORT BACK 4, LEATHERETTE	1
X1	QU-SB4-1713	QUANTUM,CUSHION,ASSY,BACK,17"W,13"H, SPORT BACK 4, LEATHERETTE	1
Y1	QU-SB4-1715	QUANTUM,CUSHION,ASSY,BACK,17"W,15"H, SPORT BACK 4, LEATHERETTE	1
Z1	QU-SB4-1717	QUANTUM,CUSHION,ASSY,BACK,17"W,17"H, SPORT BACK 4, LEATHERETTE	1
AA1	QU-SB4-1719	QUANTUM,CUSHION,ASSY,BACK,17"W,19"H, SPORT BACK 4, LEATHERETTE	1
BB1	QU-SB4-1721	QUANTUM,CUSHION,ASSY,BACK,17"W,21"H, SPORT BACK 4, LEATHERETTE	1
CC1	QU-SB4-1723	QUANTUM,CUSHION,ASSY,BACK,17"W,23"H, SPORT BACK 4, LEATHERETTE	1
DD1	QU-SB4-1725	QUANTUM,CUSHION,ASSY,BACK,17"W,25"H, SPORT BACK 4, LEATHERETTE	1
EE1	QU-SB4-1813	QUANTUM,CUSHION,ASSY,BACK,18"W,13"H, SPORT BACK 4, LEATHERETTE	1
FF1	QU-SB4-1815	QUANTUM,CUSHION,ASSY,BACK,18"W,15"H, SPORT BACK 4, LEATHERETTE	1
GG1	QU-SB4-1817	QUANTUM,CUSHION,ASSY,BACK,18"W,17"H, SPORT BACK 4, LEATHERETTE	1
HH1	QU-SB4-1819	QUANTUM,CUSHION,ASSY,BACK,18"W,19"H, SPORT BACK 4, LEATHERETTE	1
II1	QU-SB4-1821	QUANTUM,CUSHION,ASSY,BACK,18"W,21"H, SPORT BACK 4, LEATHERETTE	1
JJ1	QU-SB4-1823	QUANTUM,CUSHION,ASSY,BACK,18"W,23"H, SPORT BACK 4, LEATHERETTE	1
KK1	QU-SB4-1825	QUANTUM,CUSHION,ASSY,BACK,18"W,25"H, SPORT BACK 4, LEATHERETTE	1

Sport Back 4 Cushions, 19"-22"W

19" - 22" W Sport Back 4 Cushions				
	Actual Back/ Cushion Size		For use on units with overall back Heights of:	
Ref	Width	Height	Static/Tilt Backs ¹	Recline Backs ²
A1	19"	13"	16" or 17"	19" or 20"
B1	19"	15"	18" or 19"	21" or 22"
C1	19"	17"	20" or 21"	23" or 24"
D1	19"	19"	22" or 23"	25" or 26"
E1	19"	21"	24" or 25"	27" or 28"
F1	19"	23"	26" or 27"	29" or 30"
G1	19"	25"	28" or 29"	31" or 32"
H1	20"	13"	16" or 17"	19" or 20"
I1	20"	15"	18" or 19"	21" or 22"
J1	20"	17"	20" or 21"	23" or 24"
K1	20"	19"	22" or 23"	25" or 26"
L1	20"	21"	24" or 25"	27" or 28"
M1	20"	23"	26" or 27"	29" or 30"
N1	20"	25"	28" or 29"	31" or 32"
O1	21"	13"	16" or 17"	19" or 20"
P1	21"	15"	18" or 19"	21" or 22"
Q1	21"	17"	20" or 21"	23" or 24"
R1	21"	19"	22" or 23"	25" or 26"
S1	21"	21"	24" or 25"	27" or 28"
T1	21"	23"	26" or 27"	29" or 30"
U1	21"	25"	28" or 29"	31" or 32"
V1	22"	13"	16" or 17"	19" or 20"
W1	22"	15"	18" or 19"	21" or 22"
X1	22"	17"	20" or 21"	23" or 24"
Y1	22"	19"	22" or 23"	25" or 26"
Z1	22"	21"	24" or 25"	27" or 28"
AA1	22"	23"	26" or 27"	29" or 30"
BB1	22"	25"	28" or 29"	31" or 32"

These assemblies include the Complete Sport Back 4 Cushion. The outer cover is available separately.

1. The sizes represent a cushion to pan gap of 3" for even sized overall back heights and 4" for odd sized overall back heights.
2. The sizes represent a cushion to pan gap of 6" for odd sized overall back heights and 7" for even sized overall back heights



Sport Back 4 Cushions, 19"-22"W

Item	Part No.	Name	Qty
A1	QU-SB4-1913	QUANTUM,CUSHION,ASSY,BACK,19"W,13"H, SPORT BACK 4, LEATHERETTE	1
B1	QU-SB4-1915	QUANTUM,CUSHION,ASSY,BACK,19"W,15"H, SPORT BACK 4, LEATHERETTE	1
C1	QU-SB4-1917	QUANTUM,CUSHION,ASSY,BACK,19"W,17"H, SPORT BACK 4, LEATHERETTE	1
D1	QU-SB4-1919	QUANTUM,CUSHION,ASSY,BACK,19"W,19"H, SPORT BACK 4, LEATHERETTE	1
E1	QU-SB4-1921	QUANTUM,CUSHION,ASSY,BACK,19"W,21"H, SPORT BACK 4, LEATHERETTE	1
F1	QU-SB4-1923	QUANTUM,CUSHION,ASSY,BACK,19"W,23"H, SPORT BACK 4, LEATHERETTE	1
G1	QU-SB4-1925	QUANTUM,CUSHION,ASSY,BACK,19"W,25"H, SPORT BACK 4, LEATHERETTE	1
H1	QU-SB4-2013	QUANTUM,CUSHION,ASSY,BACK,20"W,13"H, SPORT BACK 4, LEATHERETTE	1
I1	QU-SB4-2015	QUANTUM,CUSHION,ASSY,BACK,20"W,15"H, SPORT BACK 4, LEATHERETTE	1
J1	QU-SB4-2017	QUANTUM,CUSHION,ASSY,BACK,20"W,17"H, SPORT BACK 4, LEATHERETTE	1
K1	QU-SB4-2019	QUANTUM,CUSHION,ASSY,BACK,20"W,19"H, SPORT BACK 4, LEATHERETTE	1
L1	QU-SB4-2021	QUANTUM,CUSHION,ASSY,BACK,20"W,21"H, SPORT BACK 4, LEATHERETTE	1
M1	QU-SB4-2023	QUANTUM,CUSHION,ASSY,BACK,20"W,23"H, SPORT BACK 4, LEATHERETTE	1
N1	QU-SB4-2025	QUANTUM,CUSHION,ASSY,BACK,20"W,25"H, SPORT BACK 4, LEATHERETTE	1
O1	QU-SB4-2113	QUANTUM,CUSHION,ASSY,BACK,21"W,13"H, SPORT BACK 4, LEATHERETTE	1
P1	QU-SB4-2115	QUANTUM,CUSHION,ASSY,BACK,21"W,15"H, SPORT BACK 4, LEATHERETTE	1
Q1	QU-SB4-2117	QUANTUM,CUSHION,ASSY,BACK,21"W,17"H, SPORT BACK 4, LEATHERETTE	1
R1	QU-SB4-2119	QUANTUM,CUSHION,ASSY,BACK,21"W,19"H, SPORT BACK 4, LEATHERETTE	1
S1	QU-SB4-2121	QUANTUM,CUSHION,ASSY,BACK,21"W,21"H, SPORT BACK 4, LEATHERETTE	1
T1	QU-SB4-2123	QUANTUM,CUSHION,ASSY,BACK,21"W,23"H, SPORT BACK 4, LEATHERETTE	1
U1	QU-SB4-2125	QUANTUM,CUSHION,ASSY,BACK,21"W,25"H, SPORT BACK 4, LEATHERETTE	1
V1	QU-SB4-2213	QUANTUM,CUSHION,ASSY,BACK,22"W,13"H, SPORT BACK 4, LEATHERETTE	1
W1	QU-SB4-2215	QUANTUM,CUSHION,ASSY,BACK,22"W,15"H, SPORT BACK 4, LEATHERETTE	1
X1	QU-SB4-2217	QUANTUM,CUSHION,ASSY,BACK,22"W,17"H, SPORT BACK 4, LEATHERETTE	1
Y1	QU-SB4-2219	QUANTUM,CUSHION,ASSY,BACK,22"W,19"H, SPORT BACK 4, LEATHERETTE	1
Z1	QU-SB4-2221	QUANTUM,CUSHION,ASSY,BACK,22"W,21"H, SPORT BACK 4, LEATHERETTE	1
AA1	QU-SB4-2223	QUANTUM,CUSHION,ASSY,BACK,22"W,23"H, SPORT BACK 4, LEATHERETTE	1
BB1	QU-SB4-2225	QUANTUM,CUSHION,ASSY,BACK,22"W,25"H, SPORT BACK 4, LEATHERETTE	1

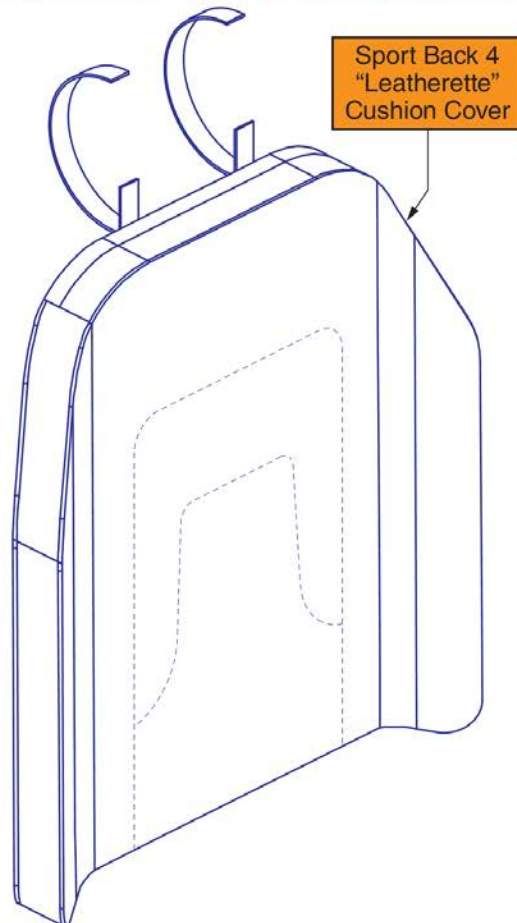
Sport Back 4 Cushion Covers, 12"-18"W

12" - 18" W Sport Back 4 Cushion Covers				
Ref	Actual Back/ Cushion Size		For use on units with overall back Heights of:	
	Width	Height	Static/Tilt Backs ¹	Recline Backs ²
A1	12"	13"	16" or 17"	19" or 20"
B1	14"	13"	16" or 17"	19" or 20"
C1	14"	15"	18" or 19"	21" or 22"
D1	14"	17"	20" or 21"	23" or 24"
E1	14"	19"	22" or 23"	25" or 26"
F1	14"	21"	24" or 25"	27" or 28"
G1	14"	23"	26" or 27"	29" or 30"
H1	14"	25"	28" or 29"	31" or 32"
I1	15"	13"	16" or 17"	19" or 20"
J1	15"	15"	18" or 19"	21" or 22"
K1	15"	17"	20" or 21"	23" or 24"
L1	15"	19"	22" or 23"	25" or 26"
M1	15"	21"	24" or 25"	27" or 28"
N1	15"	23"	26" or 27"	29" or 30"
O1	15"	25"	28" or 29"	31" or 32"
P1	16"	13"	16" or 17"	19" or 20"
Q1	16"	15"	18" or 19"	21" or 22"
R1	16"	17"	20" or 21"	23" or 24"
S1	16"	19"	22" or 23"	25" or 26"
T1	16"	21"	24" or 25"	27" or 28"
U1	16"	23"	26" or 27"	29" or 30"
V1	16"	25"	28" or 29"	31" or 32"
W1	17"	13"	16" or 17"	19" or 20"
X1	17"	15"	18" or 19"	21" or 22"
Y1	17"	17"	20" or 21"	23" or 24"
Z1	17"	19"	22" or 23"	25" or 26"
AA1	17"	21"	24" or 25"	27" or 28"
BB1	17"	23"	26" or 27"	29" or 30"
CC1	17"	25"	28" or 29"	31" or 32"

12" - 18" W Sport Back 4 Cushion Covers				
Ref	Actual Back/ Cushion Size		For use on units with overall back Heights of:	
	Width	Height	Static/Tilt Backs ¹	Recline Backs ²
DD1	18"	13"	16" or 17"	19" or 20"
EE1	18"	15"	18" or 19"	21" or 22"
FF1	18"	17"	20" or 21"	23" or 24"
GG1	18"	19"	22" or 23"	25" or 26"
HH1	18"	21"	24" or 25"	27" or 28"
II1	18"	23"	26" or 27"	29" or 30"
JJ1	18"	25"	28" or 29"	31" or 32"

These assemblies include the Complete Sport Back 4 Cushion Outer Cover. All other components are only available with the complete cushion assy.

- ¹ The sizes represent a cushion to pan gap of 3" for even sized overall back heights and 4" for odd sized overall back heights.
- ² The sizes represent a cushion to pan gap of 6" for odd sized overall back heights and 7" for even sized overall back heights.



Sport Back 4 Cushion Covers, 12"-18"W

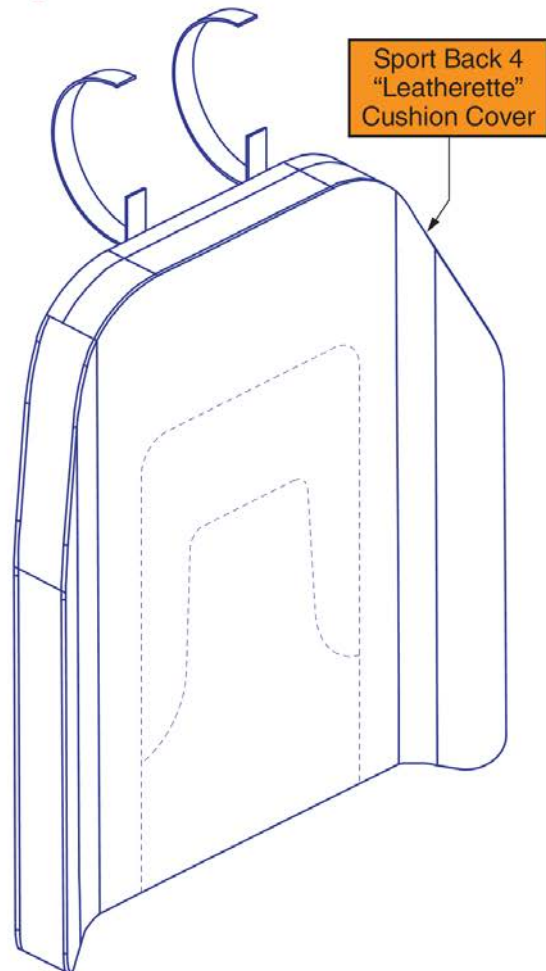
Item	Part No.	Name	Qty
A1	SB4-LBLK1213	CUSHION COVER,ASSY,SB4,LEATHERETTE,12"W, 13"H	1
B1	SB4-LBLK1413	CUSHION COVER,ASSY,SB4,LEATHERETTE,14"W, 13"H	1
C1	SB4-LBLK1415	CUSHION COVER,ASSY,SB4,LEATHERETTE,14"W, 15"H	1
D1	SB4-LBLK1417	CUSHION COVER,ASSY,SB4,LEATHERETTE,14"W, 17"H	1
E1	SB4-LBLK1419	CUSHION COVER,ASSY,SB4,LEATHERETTE,14"W, 19"H	1
F1	SB4-LBLK1421	CUSHION COVER,ASSY,SB4,LEATHERETTE,14"W, 21"H	1
G1	SB4-LBLK1423	CUSHION COVER,ASSY,SB4,LEATHERETTE,14"W, 23"H	1
H1	SB4-LBLK1425	CUSHION COVER,ASSY,SB4,LEATHERETTE,14"W, 25"H	1
I1	SB4-LBLK1513	CUSHION COVER,ASSY,SB4,LEATHERETTE,15"W, 13"H	1
J1	SB4-LBLK1515	CUSHION COVER,ASSY,SB4,LEATHERETTE,15"W, 15"H	1
K1	SB4-LBLK1517	CUSHION COVER,ASSY,SB4,LEATHERETTE,15"W, 17"H	1
L1	SB4-LBLK1519	CUSHION COVER,ASSY,SB4,LEATHERETTE,15"W, 19"H	1
M1	SB4-LBLK1521	CUSHION COVER,ASSY,SB4,LEATHERETTE,15"W, 21"H	1
N1	SB4-LBLK1523	CUSHION COVER,ASSY,SB4,LEATHERETTE,15"W, 23"H	1
O1	SB4-LBLK1525	CUSHION COVER,ASSY,SB4,LEATHERETTE,15"W, 25"H	1
P1	SB4-LBLK1613	CUSHION COVER,ASSY,SB4,LEATHERETTE,16"W, 13"H	1
Q1	SB4-LBLK1615	CUSHION COVER,ASSY,SB4,LEATHERETTE,16"W, 15"H	1
R1	SB4-LBLK1617	CUSHION COVER,ASSY,SB4,LEATHERETTE,16"W, 17"H	1
S1	SB4-LBLK1619	CUSHION COVER,ASSY,SB4,LEATHERETTE,16"W, 19"H	1
T1	SB4-LBLK1621	CUSHION COVER,ASSY,SB4,LEATHERETTE,16"W, 21"H	1
U1	SB4-LBLK1623	CUSHION COVER,ASSY,SB4,LEATHERETTE,16"W, 23"H	1
V1	SB4-LBLK1625	CUSHION COVER,ASSY,SB4,LEATHERETTE,16"W, 25"H	1
W1	SB4-LBLK1713	CUSHION COVER,ASSY,SB4,LEATHERETTE,17"W, 13"H	1
X1	SB4-LBLK1715	CUSHION COVER,ASSY,SB4,LEATHERETTE,17"W, 15"H	1
Y1	SB4-LBLK1717	CUSHION COVER,ASSY,SB4,LEATHERETTE,17"W, 17"H	1
Z1	SB4-LBLK1719	CUSHION COVER,ASSY,SB4,LEATHERETTE,17"W, 19"H	1
AA1	SB4-LBLK1721	CUSHION COVER,ASSY,SB4,LEATHERETTE,17"W, 21"H	1
BB1	SB4-LBLK1723	CUSHION COVER,ASSY,SB4,LEATHERETTE,17"W, 23"H	1
CC1	SB4-LBLK1725	CUSHION COVER,ASSY,SB4,LEATHERETTE,17"W, 25"H	1
DD1	SB4-LBLK1813	CUSHION COVER,ASSY,SB4,LEATHERETTE,18"W, 13"H	1
EE1	SB4-LBLK1815	CUSHION COVER,ASSY,SB4,LEATHERETTE,18"W, 15"H	1
FF1	SB4-LBLK1817	CUSHION COVER,ASSY,SB4,LEATHERETTE,18"W, 17"H	1
GG1	SB4-LBLK1819	CUSHION COVER,ASSY,SB4,LEATHERETTE,18"W, 19"H	1
HH1	SB4-LBLK1821	CUSHION COVER,ASSY,SB4,LEATHERETTE,18"W, 21"H	1
II1	SB4-LBLK1823	CUSHION COVER,ASSY,SB4,LEATHERETTE,18"W, 23"H	1
JJ1	SB4-LBLK1825	CUSHION COVER,ASSY,SB4,LEATHERETTE,18"W, 25"H	1

Sport Back 4 Cushion Covers, 19"-22"W

19" - 22" W Sport Back 4 Cushion Covers				
Ref	Actual Back/ Cushion Size		For use on units with overall back Heights of:	
	Width	Height	Static/Tilt Backs ¹	Recline Backs ²
A1	19"	13"	16" or 17"	19" or 20"
B1	19"	15"	18" or 19"	21" or 22"
C1	19"	17"	20" or 21"	23" or 24"
D1	19"	19"	22" or 23"	25" or 26"
E1	19"	21"	24" or 25"	27" or 28"
F1	19"	23"	26" or 27"	29" or 30"
G1	19"	25"	28" or 29"	31" or 32"
H1	20"	13"	16" or 17"	19" or 20"
I1	20"	15"	18" or 19"	21" or 22"
J1	20"	17"	20" or 21"	23" or 24"
K1	20"	19"	22" or 23"	25" or 26"
L1	20"	21"	24" or 25"	27" or 28"
M1	20"	23"	26" or 27"	29" or 30"
N1	20"	25"	28" or 29"	31" or 32"
O1	21"	13"	16" or 17"	19" or 20"
P1	21"	15"	18" or 19"	21" or 22"
Q1	21"	17"	20" or 21"	23" or 24"
R1	21"	19"	22" or 23"	25" or 26"
S1	21"	21"	24" or 25"	27" or 28"
T1	21"	23"	26" or 27"	29" or 30"
U1	21"	25"	28" or 29"	31" or 32"
V1	22"	13"	16" or 17"	19" or 20"
W1	22"	15"	18" or 19"	21" or 22"
X1	22"	17"	20" or 21"	23" or 24"
Y1	22"	19"	22" or 23"	25" or 26"
Z1	22"	21"	24" or 25"	27" or 28"
AA1	22"	23"	26" or 27"	29" or 30"
BB1	22"	25"	28" or 29"	31" or 32"

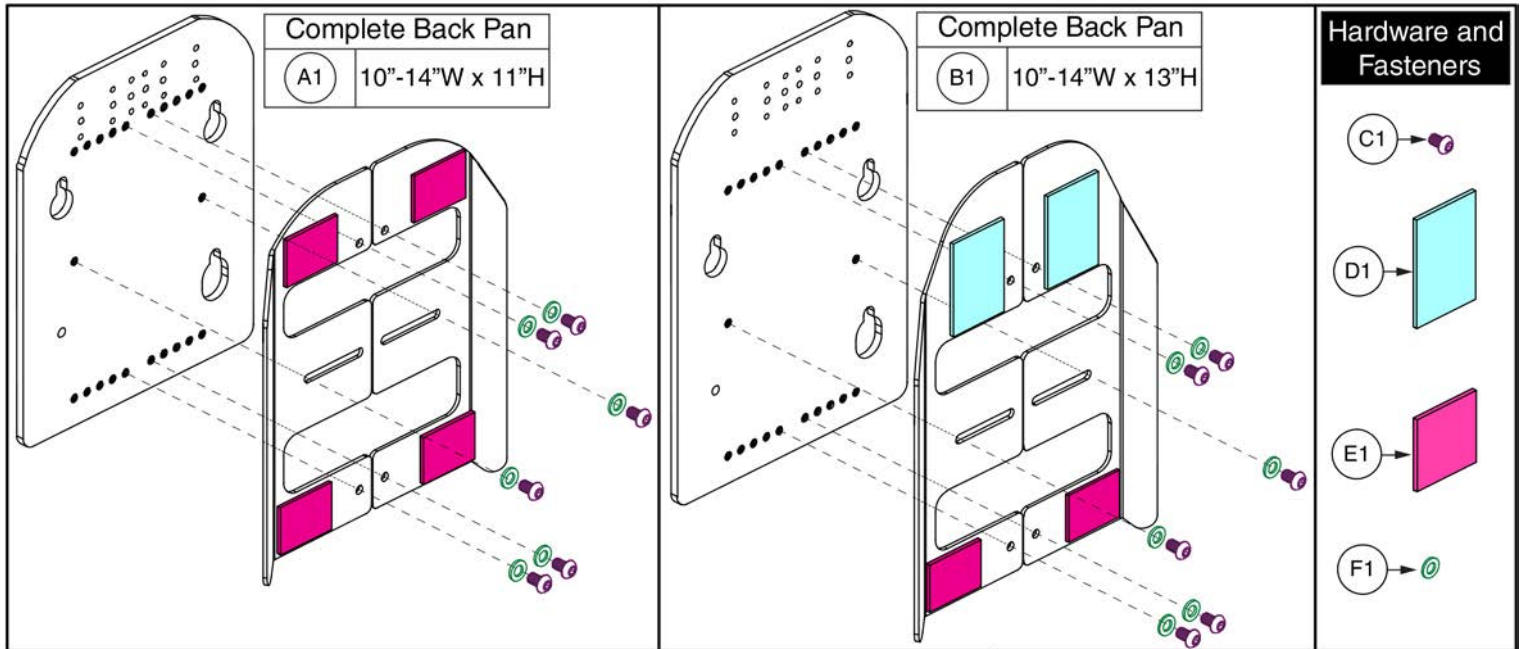
These assemblies include the Complete Sport Back 4 Cushion Outer Cover. All other components are only available with the complete cushion assy.

1. The sizes represent a cushion to pan gap of 3" for even sized overall back heights and 4" for odd sized overall back heights.
2. The sizes represent a cushion to pan gap of 6" for odd sized overall back heights and 7" for even sized overall back heights



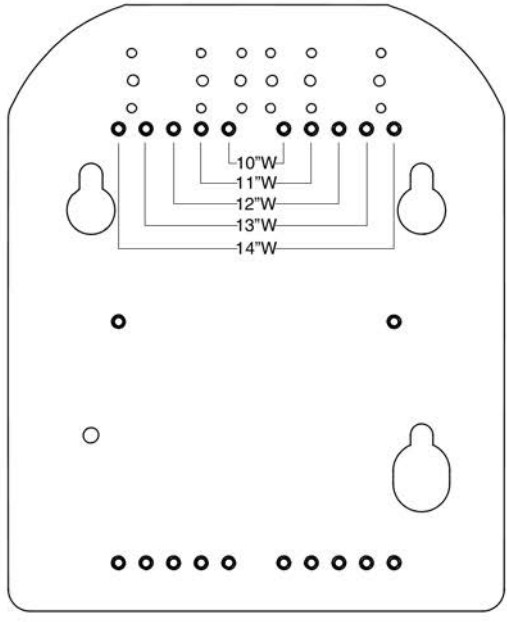
Sport Back 4 Cushion Covers, 19"-22"W

Item	Part No.	Name	Qty
A1	SB4-LBLK1913	CUSHION COVER,ASSY,SB4,LEATHERETTE,19"W, 13"H	1
B1	SB4-LBLK1915	CUSHION COVER,ASSY,SB4,LEATHERETTE,19"W, 15"H	1
C1	SB4-LBLK1917	CUSHION COVER,ASSY,SB4,LEATHERETTE,19"W, 17"H	1
D1	SB4-LBLK1919	CUSHION COVER,ASSY,SB4,LEATHERETTE,19"W, 19"H	1
E1	SB4-LBLK1921	CUSHION COVER,ASSY,SB4,LEATHERETTE,19"W, 21"H	1
F1	SB4-LBLK1923	CUSHION COVER,ASSY,SB4,LEATHERETTE,19"W, 23"H	1
G1	SB4-LBLK1925	CUSHION COVER,ASSY,SB4,LEATHERETTE,19"W, 25"H	1
H1	SB4-LBLK2013	CUSHION COVER,ASSY,SB4,LEATHERETTE,20"W, 13"H	1
I1	SB4-LBLK2015	CUSHION COVER,ASSY,SB4,LEATHERETTE,20"W, 15"H	1
J1	SB4-LBLK2017	CUSHION COVER,ASSY,SB4,LEATHERETTE,20"W, 17"H	1
K1	SB4-LBLK2019	CUSHION COVER,ASSY,SB4,LEATHERETTE,20"W, 19"H	1
L1	SB4-LBLK2021	CUSHION COVER,ASSY,SB4,LEATHERETTE,20"W, 21"H	1
M1	SB4-LBLK2023	CUSHION COVER,ASSY,SB4,LEATHERETTE,20"W, 23"H	1
N1	SB4-LBLK2025	CUSHION COVER,ASSY,SB4,LEATHERETTE,20"W, 25"H	1
O1	SB4-LBLK2113	CUSHION COVER,ASSY,SB4,LEATHERETTE,21"W, 13"H	1
P1	SB4-LBLK2115	CUSHION COVER,ASSY,SB4,LEATHERETTE,21"W, 15"H	1
Q1	SB4-LBLK2117	CUSHION COVER,ASSY,SB4,LEATHERETTE,21"W, 17"H	1
R1	SB4-LBLK2119	CUSHION COVER,ASSY,SB4,LEATHERETTE,21"W, 19"H	1
S1	SB4-LBLK2121	CUSHION COVER,ASSY,SB4,LEATHERETTE,21"W, 21"H	1
T1	SB4-LBLK2123	CUSHION COVER,ASSY,SB4,LEATHERETTE,21"W, 23"H	1
U1	SB4-LBLK2125	CUSHION COVER,ASSY,SB4,LEATHERETTE,21"W, 25"H	1
V1	SB4-LBLK2213	CUSHION COVER,ASSY,SB4,LEATHERETTE,22"W, 13"H	1
W1	SB4-LBLK2215	CUSHION COVER,ASSY,SB4,LEATHERETTE,22"W, 15"H	1
X1	SB4-LBLK2217	CUSHION COVER,ASSY,SB4,LEATHERETTE,22"W, 17"H	1
Y1	SB4-LBLK2219	CUSHION COVER,ASSY,SB4,LEATHERETTE,22"W, 19"H	1
Z1	SB4-LBLK2221	CUSHION COVER,ASSY,SB4,LEATHERETTE,22"W, 21"H	1
AA1	SB4-LBLK2223	CUSHION COVER,ASSY,SB4,LEATHERETTE,22"W, 23"H	1
BB1	SB4-LBLK2225	CUSHION COVER,ASSY,SB4,LEATHERETTE,22"W, 25"H	1



Ref	Back Pan Size	For use on units with overall back Heights of:	
		Static/Tilt Backs ¹	Recline Backs ²
A1	10-14"W x 11"H	14" or 15"	17" or 18"
B1	10-14"W x 13"H	16" or 17"	19" or 20"

¹ The sizes represent a cushion to pan gap of 3" for even sized overall back heights and 4" for odd sized overall back heights.
² The sizes represent a cushion to pan gap of 6" for odd sized overall back heights and 7" for even sized overall back heights.

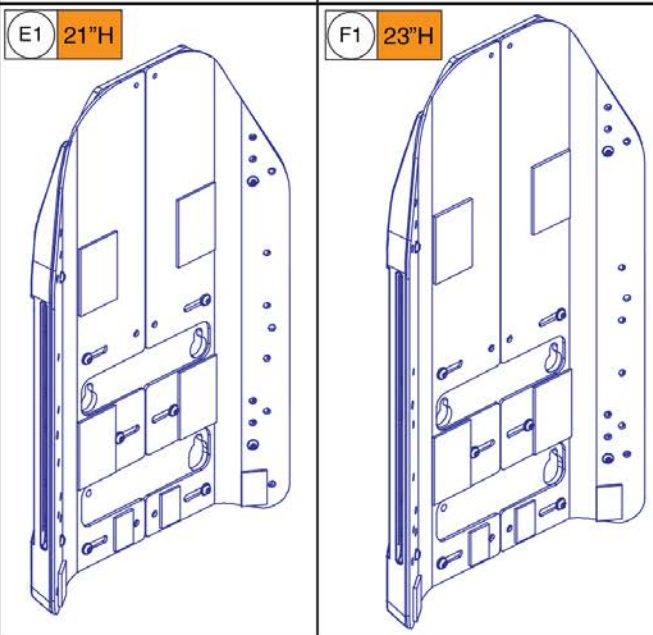
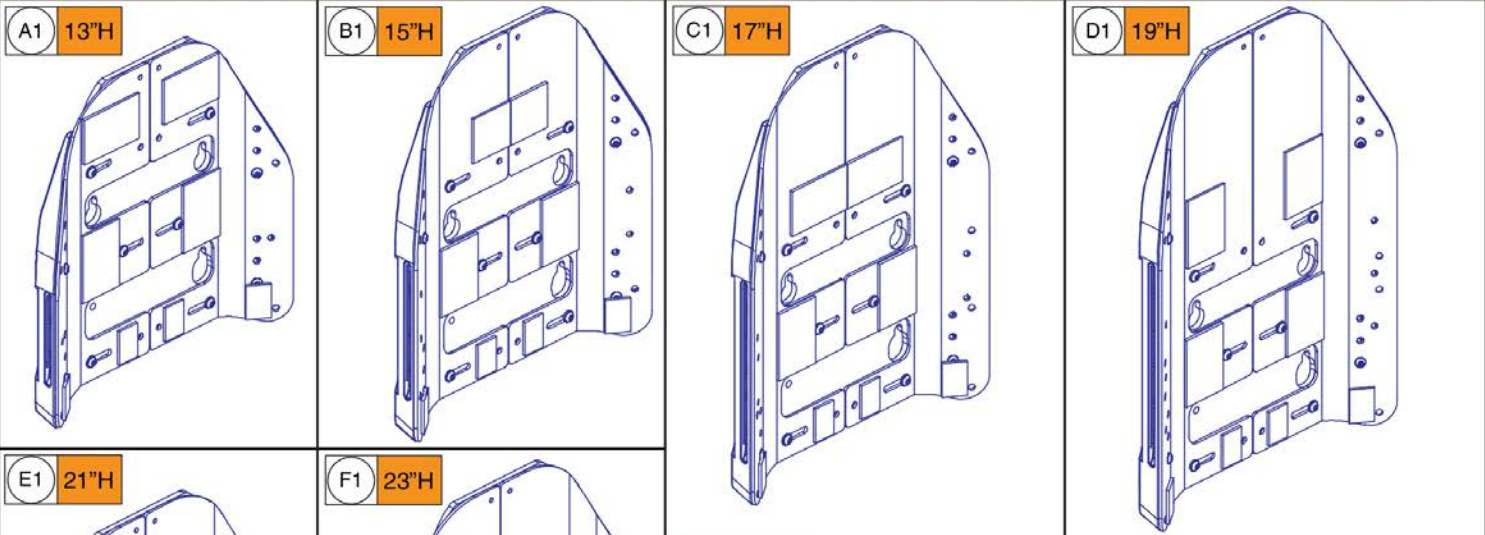


The diagram shows a chair back with mounting points for different widths: 10"W, 11"W, 12"W, 13"W, and 14"W. It also shows the locations for hardware C1, D1, E1, and F1.

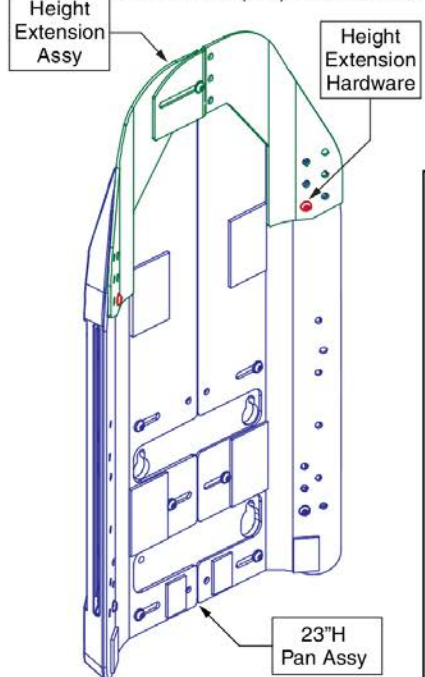
10"-14"W Back Pans, TB3 / TRU-Balance 4 Backs

Item	Part No.	Name	Qty
A1	SET124538	SEAT BACK,ASSY,10"W-14"W,11"H,W/MOUNTING HARDWARE,TB3	1
B1	SET124539	SEAT BACK,ASSY,10"W-14"W,13"H,W/MOUNTING HARDWARE,TB3	1
C1	SCR8120002	SCREW, BUTTON HEAD, M6X1.0 X 10, ISO 7380-1, CL 012.9, BZ, PVTP	6
D1	HDW124709	FABRIC FASTENER, HOOK, 2IN X 3IN (51MM X 76MM), ADHESIVE BACKED, BLACK	2
E1	HDW124711	FABRIC FASTENER, HOOK, 2IN X 1.5IN (51MM X 38MM), ADHESIVE BACKED, BLACK	4
F1	WASSTND1097	WASHER, FLAT, 6.4 ID X 12 OD X 1.6 THK, ISO 7089-6-200 HV, BZ	6

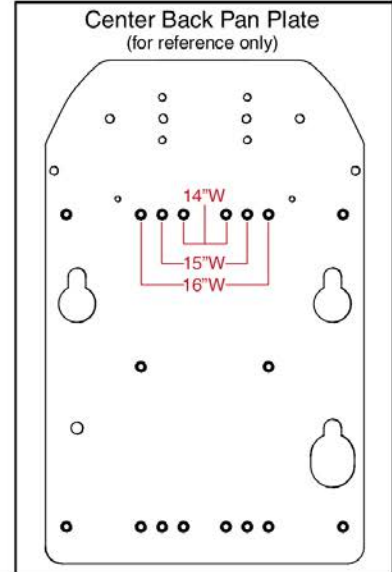
TB3 Redesigned / Tru-Balance 4 Back Pans - 14"-16"W (See notes & sizing chart below)



25"H Back To procure the 25"H Back assy, the 23"H Back Pan assy (F1), the 2" Height Extension assy (G1), & the Extension Hardware (H1) must be selected.



- F1 23"H Pan Assy
- G1 Height Extension Assy
- H1 Height Extension Hardware x2



Ref	Back Height	Overall Back Heights:	
		Static/Tilt Backs ¹	Recline Backs ²
A1	13"H	16" or 17"	19" or 20"
B1	15"H	18" or 19"	21" or 22"
C1	17"H	20" or 21"	23" or 24"
D1	19"H	22" or 23"	25" or 26"
E1	21"H	24" or 25"	27" or 28"
F1	23"H	26" or 27"	29" or 30"
F1 / G1 / H1	25"H	28" or 29"	31" or 32"

¹ The sizes represent a cushion to pan gap of 3" for even sized overall back heights and 4" for odd sized overall back heights.
² The sizes represent a cushion to pan gap of 6" for odd sized overall back heights and 7" for even sized overall back heights.

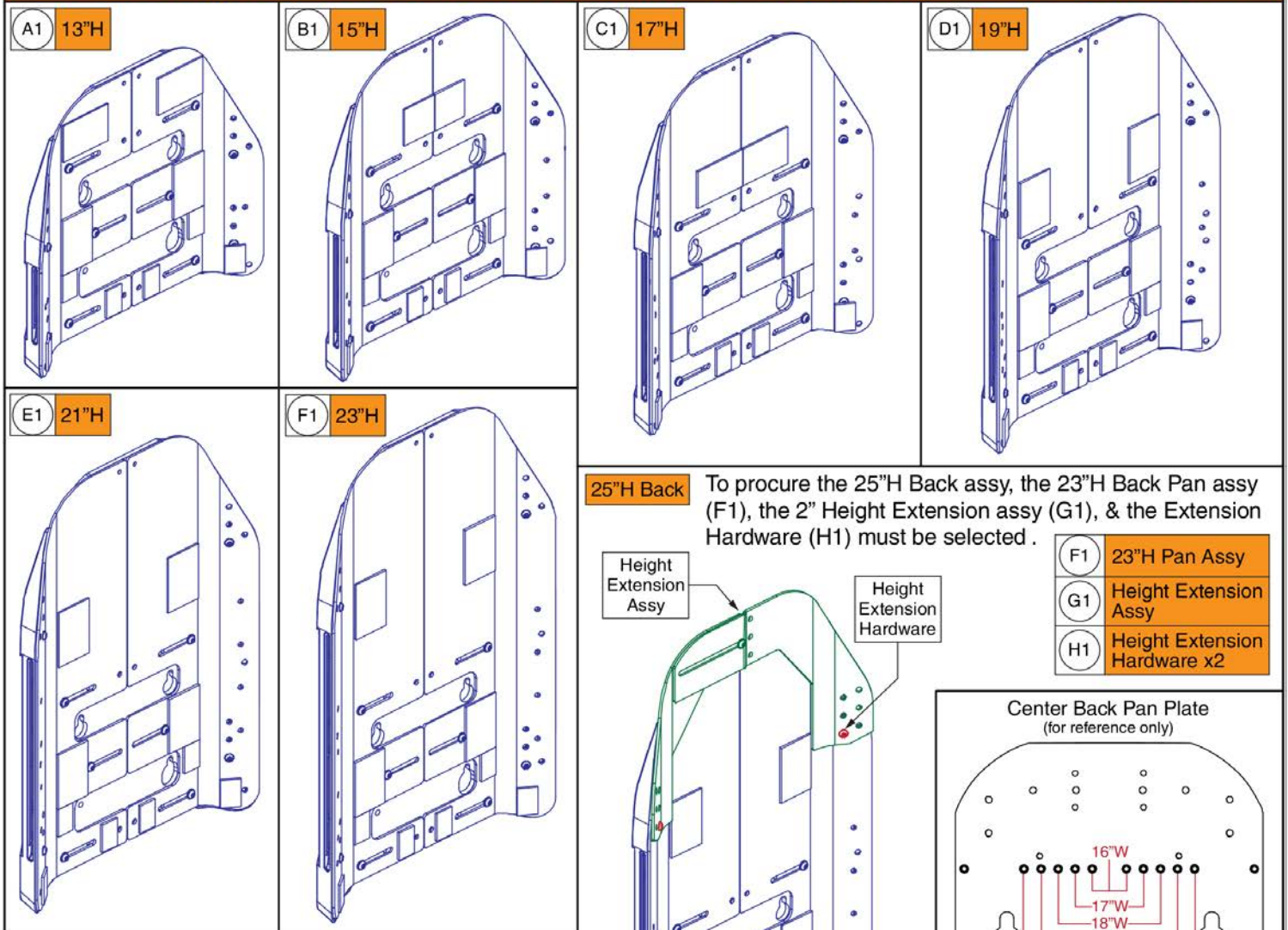
Notes:

- The Back Pan assy's are utilized with both Sport Back 4 & TRU-Comfort Back 4 assy's.
- Painted side cover inserts are not included with the back pan assy's.
- Individual components are not available separately. The assy must be selected.
- 25"H backs utilize extension plates to achieve the back height. The plates are affixed to the 23"H back pan assy.

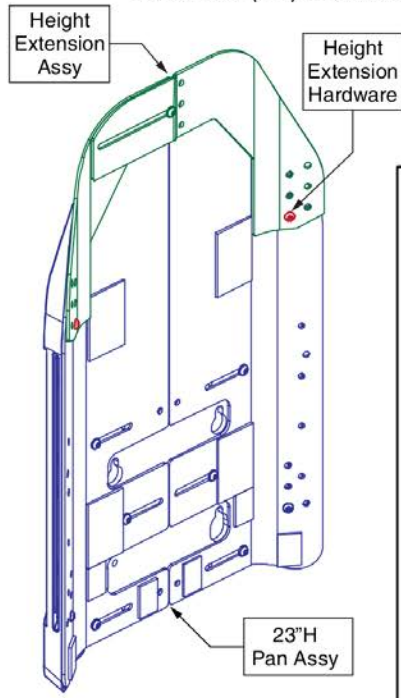
14"-16"W Back Pans, TB3 Redesigned / TRU-Balance 4 Backs

Item	Part No.	Name	Qty
A1	SET2008398	SEAT BACK,ASSY,14"W-16"W,13"H,W/MOUNTING HARDWARE,TRU-BALANCE 3	1
B1	SET2008399	SEAT BACK,ASSY,14"W-16"W,15"H,W/MOUNTING HARDWARE,TRU-BALANCE 3	1
C1	SET2008400	SEAT BACK,ASSY,14"W-16"W,17"H,W/MOUNTING HARDWARE,TRU-BALANCE 3	1
D1	SET2008401	SEAT BACK,ASSY,14"W-16"W,19"H,W/MOUNTING HARDWARE,TRU-BALANCE 3	1
E1	SET2008402	SEAT BACK,ASSY,14"W-16"W,21"H,W/MOUNTING HARDWARE,TRU-BALANCE 3	1
F1	SET2008403	SEAT BACK,ASSY,14"W-16"W,23"H,W/MOUNTING HARDWARE,TRU-BALANCE 3	1
G1	MEC1906115	SEAT BACK,ASSY,HEIGHT EXTENSION,14"W-16" W,W/HARDWARE	1
H1	SCRASBH1264	SCREW, BUTTON HEAD, M6X1.0 X 15, ISO 7380-1, CL 10.9, BZ	2

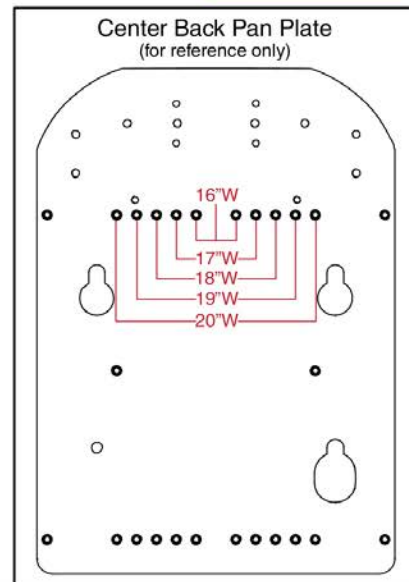
TB3 Redesigned / Tru-Balance 4 Back Pans - 16"-20"W (See notes & sizing chart below)



25"H Back To procure the 25"H Back assy, the 23"H Back Pan assy (F1), the 2" Height Extension assy (G1), & the Extension Hardware (H1) must be selected .



F1	23"H Pan Assy
G1	Height Extension Assy
H1	Height Extension Hardware x2



Ref	Back Height	Overall Back Heights:	
		Static/Tilt Backs ¹	Recline Backs ²
A1	13"H	16" or 17"	19" or 20"
B1	15"H	18" or 19"	21" or 22"
C1	17"H	20" or 21"	23" or 24"
D1	19"H	22" or 23"	25" or 26"
E1	21"H	24" or 25"	27" or 28"
F1	23"H	26" or 27"	29" or 30"
F1 / G1 / H1	25"H	28" or 29"	31" or 32"

¹. The sizes represent a cushion to pan gap of 3" for even sized overall back heights and 4" for odd sized overall back heights.
². The sizes represent a cushion to pan gap of 6" for odd sized overall back heights and 7" for even sized overall back heights.

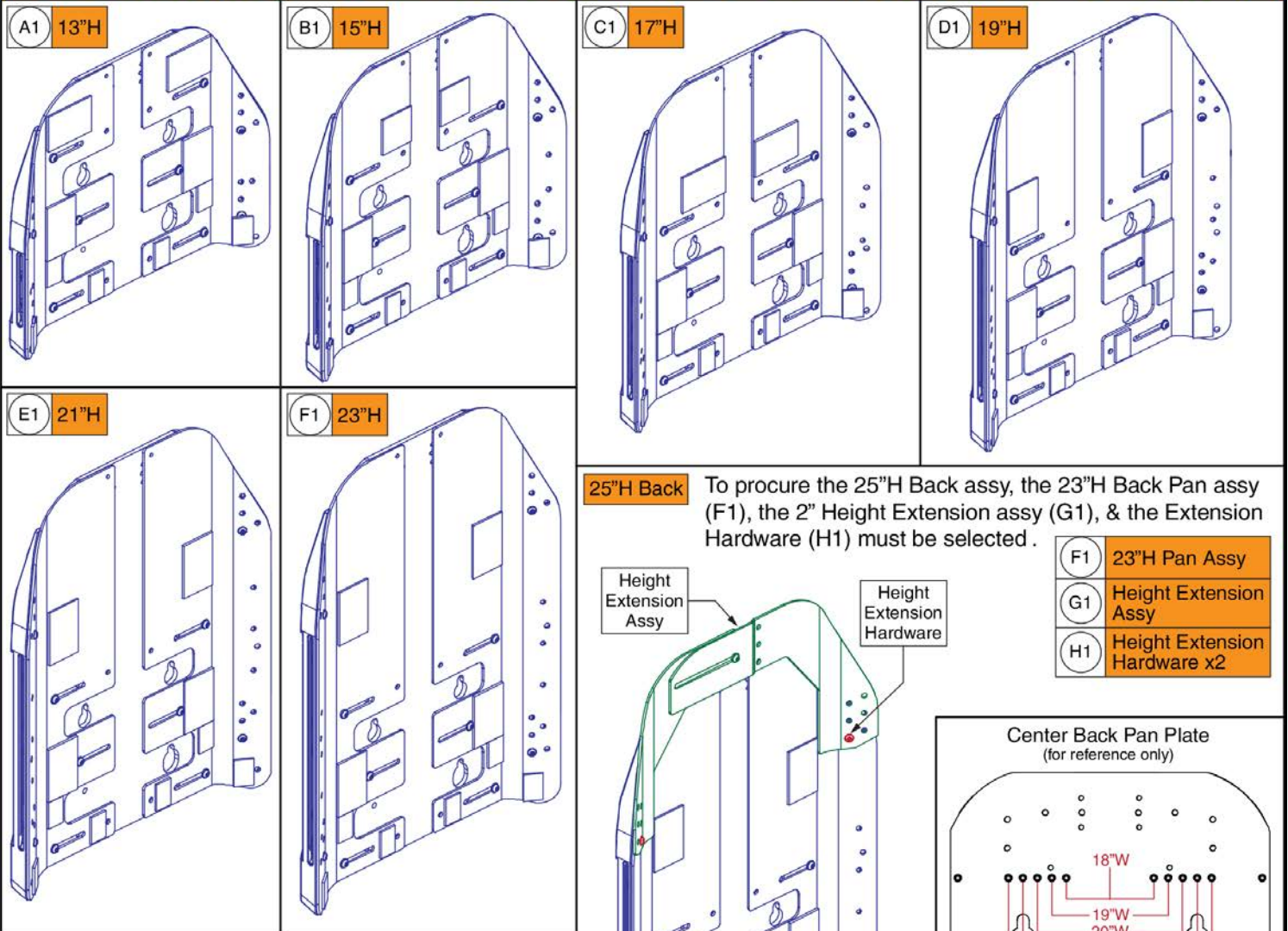
Notes:

- The Back Pan assy's are utilized with both Sport Back 4 & TRU-Comfort Back 4 assy's.
- Painted side cover inserts are not included with the back pan assy's.
- Individual components are not available separately. The assy must be selected.
- 25"H backs utilize extension plates to achieve the back height. The plates are affixed to the 23"H back pan assy .

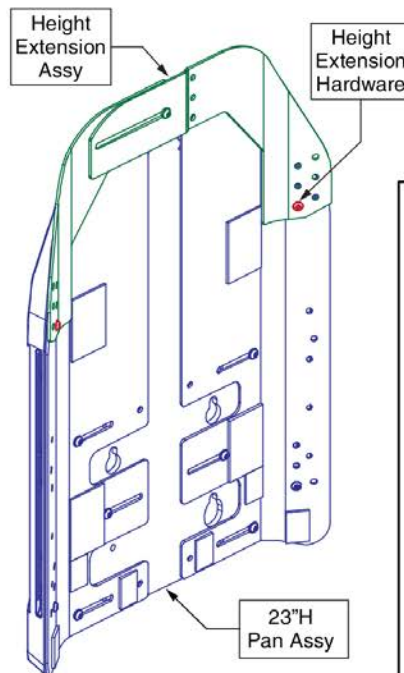
16"-20"W Back Pans, TB3 Redesigned / TRU-Balance 4 Backs

Item	Part No.	Name	Qty
A1	SET2008404	SEAT BACK,ASSY,16"W-20"W,13"H,W/MOUNTING HARDWARE,TRU-BALANCE 3	1
B1	SET2008408	SEAT BACK,ASSY,16"W-20"W,15"H,W/MOUNTING HARDWARE,TRU-BALANCE 3	1
C1	SET2008409	SEAT BACK,ASSY,16"W-20"W,17"H,W/MOUNTING HARDWARE,TRU-BALANCE 3	1
D1	SET2008410	SEAT BACK,ASSY,16"W-20"W,19"H,W/MOUNTING HARDWARE,TRU-BALANCE 3	1
E1	SET2008411	SEAT BACK,ASSY,16"W-20"W,21"H,W/MOUNTING HARDWARE,TRU-BALANCE 3	1
F1	SET2008412	SEAT BACK,ASSY,16"W-20"W,23"H,W/MOUNTING HARDWARE,TRU-BALANCE 3	1
G1	MEC1906116	SEAT BACK,ASSY,HEIGHT EXTENSION,16"W-20" W,W/HARDWARE	1
H1	SCRASBH1264	SCREW, BUTTON HEAD, M6X1.0 X 15, ISO 7380-1, CL 10.9, BZ	2

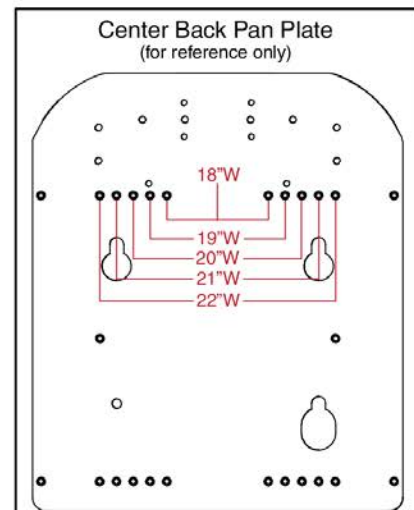
TB3 Redesigned / Tru-Balance 4 Back Pans - 18"-22"W (See notes & sizing chart below)



25"H Back To procure the 25"H Back assy, the 23"H Back Pan assy (F1), the 2" Height Extension assy (G1), & the Extension Hardware (H1) must be selected.



F1	23"H Pan Assy
G1	Height Extension Assy
H1	Height Extension Hardware x2



Ref	Back Height	Overall Back Heights:	
		Static/Tilt Backs ¹	Recline Backs ²
A1	13"H	16" or 17"	19" or 20"
B1	15"H	18" or 19"	21" or 22"
C1	17"H	20" or 21"	23" or 24"
D1	19"H	22" or 23"	25" or 26"
E1	21"H	24" or 25"	27" or 28"
F1	23"H	26" or 27"	29" or 30"
F1 / G1 / H1	25"H	28" or 29"	31" or 32"

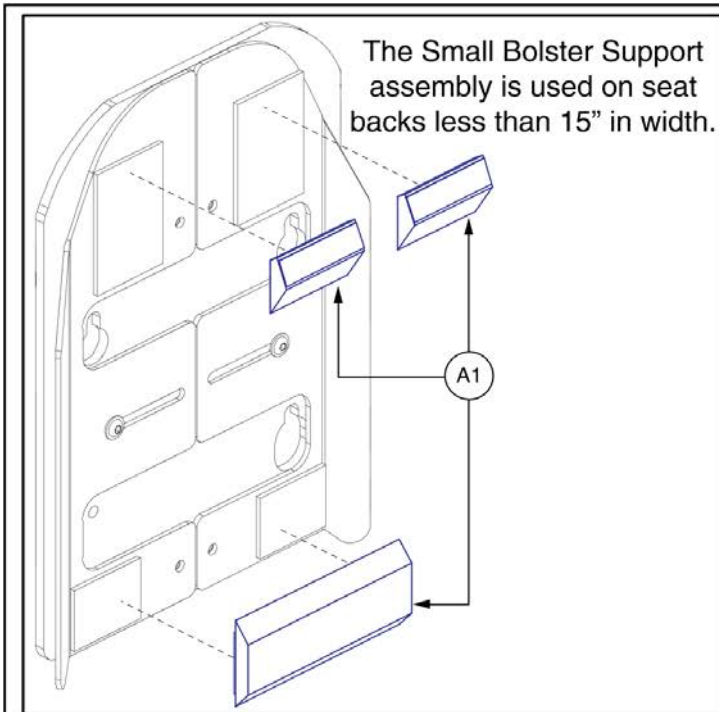
¹ The sizes represent a cushion to pan gap of 3" for even sized overall back heights and 4" for odd sized overall back heights.
² The sizes represent a cushion to pan gap of 6" for odd sized overall back heights and 7" for even sized overall back heights.

Notes:

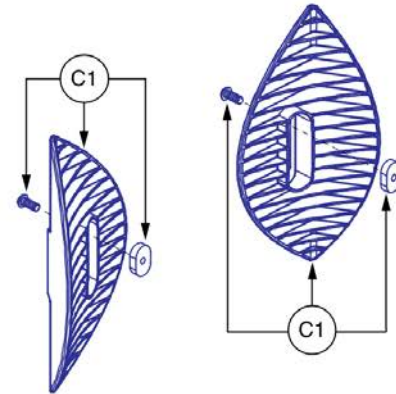
- The Back Pan assy's are utilized with both Sport Back 4 & TRU-Comfort Back 4 assy's.
- Painted side cover inserts are not included with the back pan assy's.
- Individual components are not available separately. The assy must be selected.
- 25"H backs utilize extension plates to achieve the back height. The plates are affixed to the 23"H back pan assy.

18"-22"W Back Pans, TB3 Redesigned / TRU-Balance 4 Backs

Item	Part No.	Name	Qty
A1	SET2008413	SEAT BACK,ASSY,18"W-22"W,13"H,W/MOUNTING HARDWARE,TRU-BALANCE 3	1
B1	SET2008418	SEAT BACK,ASSY,18"W-22"W,15"H,W/MOUNTING HARDWARE,TRU-BALANCE 3	1
C1	SET2008419	SEAT BACK,ASSY,18"W-22"W,17"H,W/MOUNTING HARDWARE,TRU-BALANCE 3	1
D1	SET2008420	SEAT BACK,ASSY,18"W-22"W,19"H,W/MOUNTING HARDWARE,TRU-BALANCE 3	1
E1	SET2008421	SEAT BACK,ASSY,18"W-22"W,21"H,W/MOUNTING HARDWARE,TRU-BALANCE 3	1
F1	SET2008422	SEAT BACK,ASSY,18"W-22"W,23"H,W/MOUNTING HARDWARE,TRU-BALANCE 3	1
G1	MEC1906117	SEAT BACK,ASSY,HEIGHT EXTENSION,18"W-22" W,W/HARDWARE	1
H1	SCRASBH1264	SCREW, BUTTON HEAD, M6X1.0 X 15, ISO 7380-1, CL 10.9, BZ	2

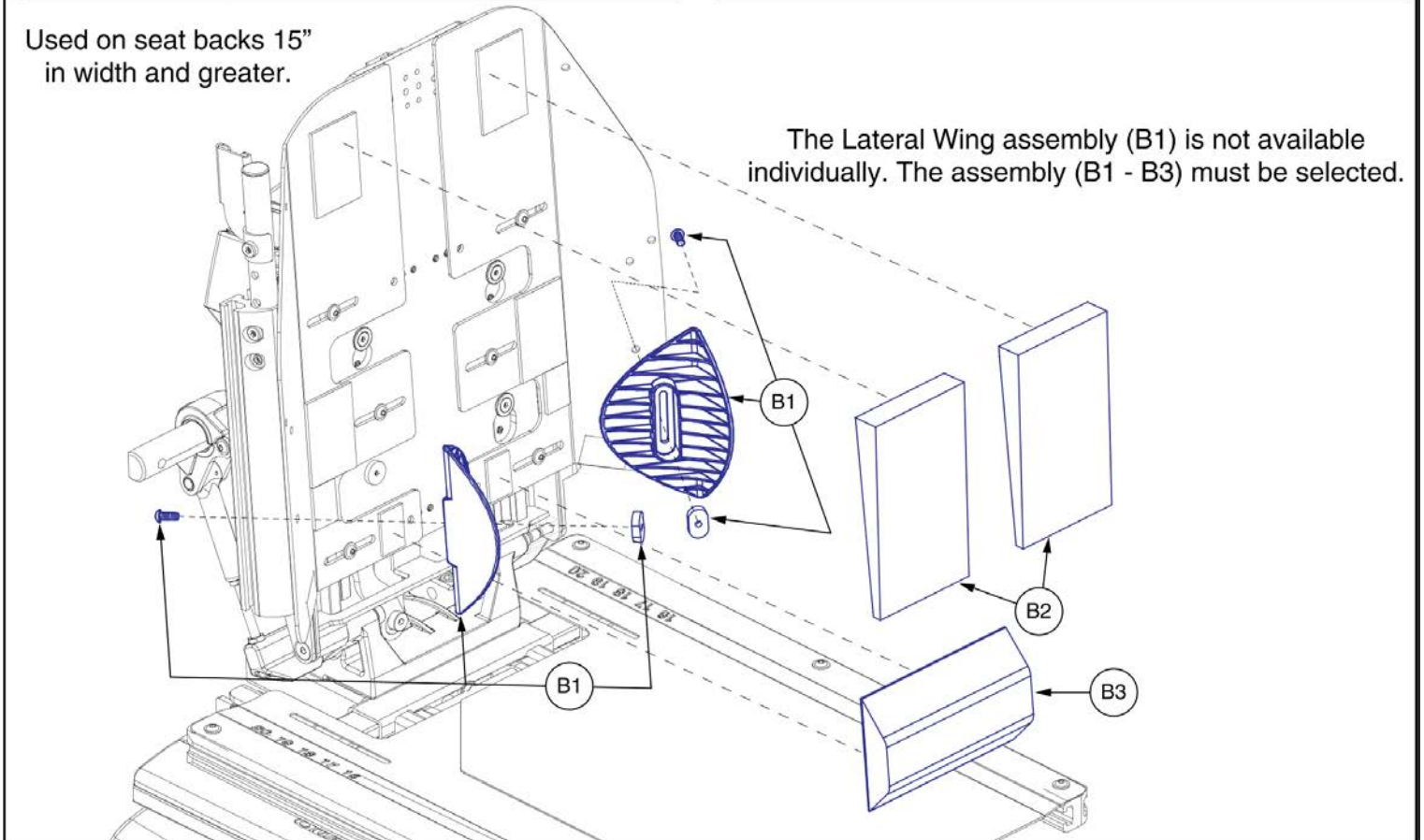


Optional. See notes.



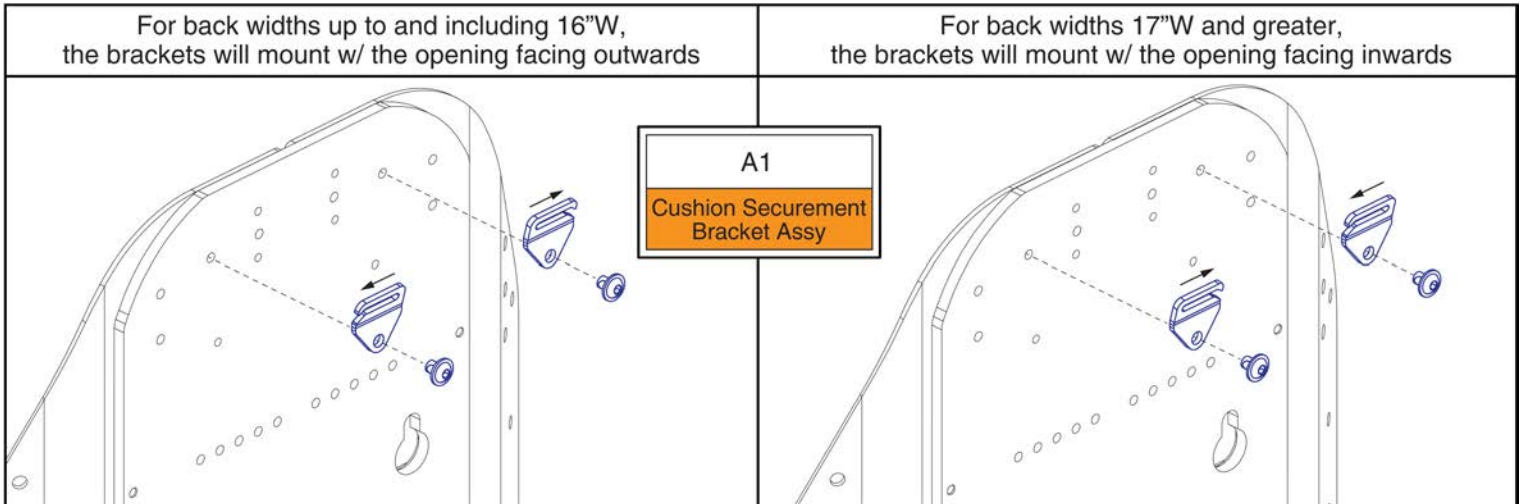
The Large Bolster Support assembly is not available on Tilt Backs 16"-17"H and with limited adjustability on 18"H. Not available on Recline Backs 19"-20"H and with limited adjustability on 21"H. Also not available with the Back Cane Option.

Used on seat backs 15" in width and greater.



TRU-Comfort Bolsters and Supports, TB3 / TB3 Redesigned / TRU-Balance 4 Backs

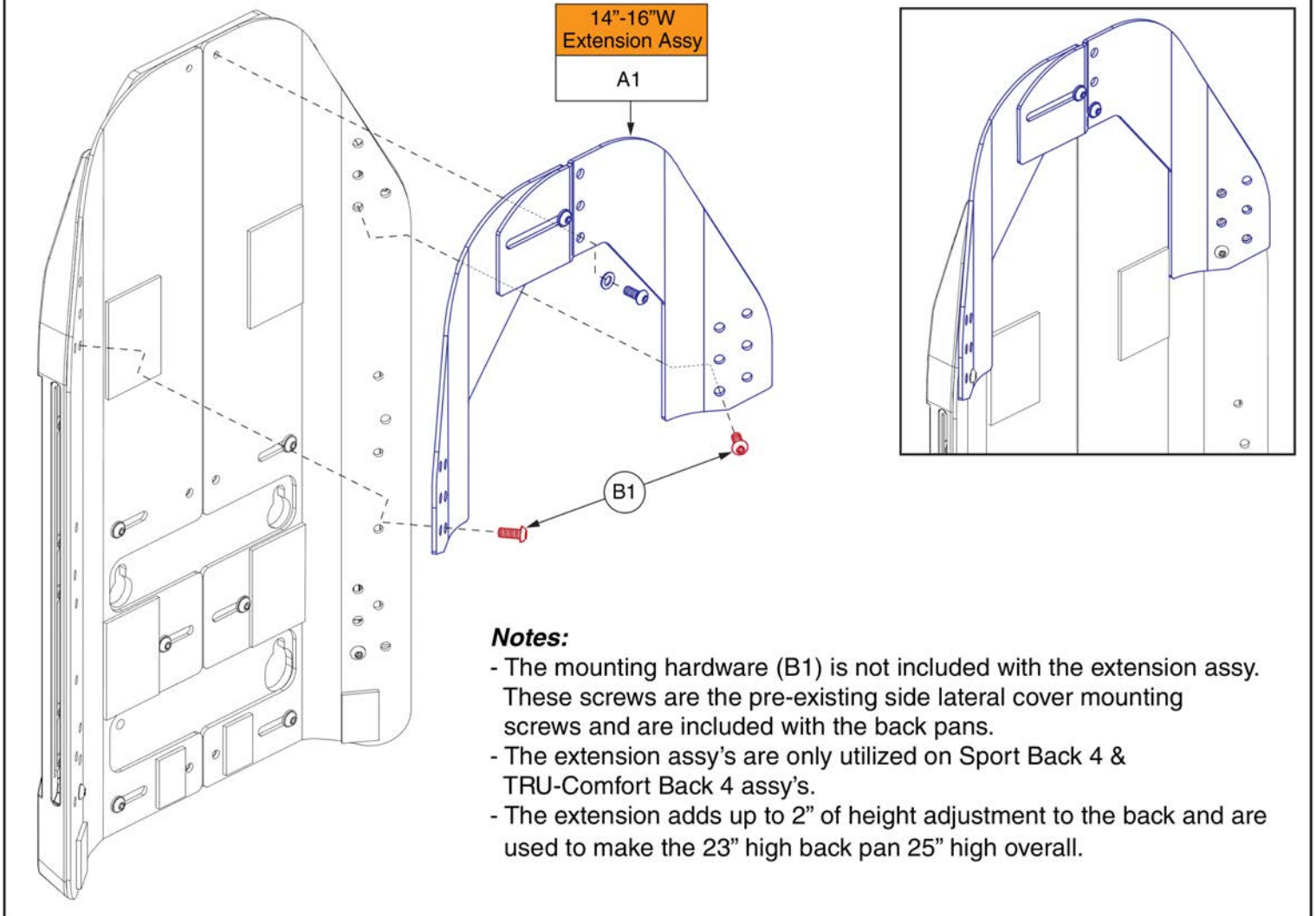
Item	Part No.	Name	Qty
A1	CUS131244	CUSHION,ASSY,BOLSTER SUPPORTS,SMALL,TC2 BACK	1
B1 - B3	CUS122169	CUSHION,ASSY,BOLSTER SUPPORTS,TRU-COMFORT 2 BACK	1
B1	SET122294	LATERAL WING,ASSY,TRU-BALANCE 3	2
B2	DWR1306D059	THORACIC SUPPORT,TRU-COMFORT SEAT,LEFT/RIGHT,D-1306-059	2
B3	DWR1306D014	CUSHION,LUMBAR SUPPORT,TRU-COMFORT SEAT,D-1306-014	1
C1	SET123465	LATERAL WING,ASSY,LARGE,TRU-BALANCE 3	2



Back Cushion Securement Brackets, TB3 Redesigned / TRU-Balance 4 Backs

Item	Part No.	Name	Qty
A1	MEC1907389	BACK CUSHION SECUREMENT BRACKET,REDESIGNED BACK,PAIR	1

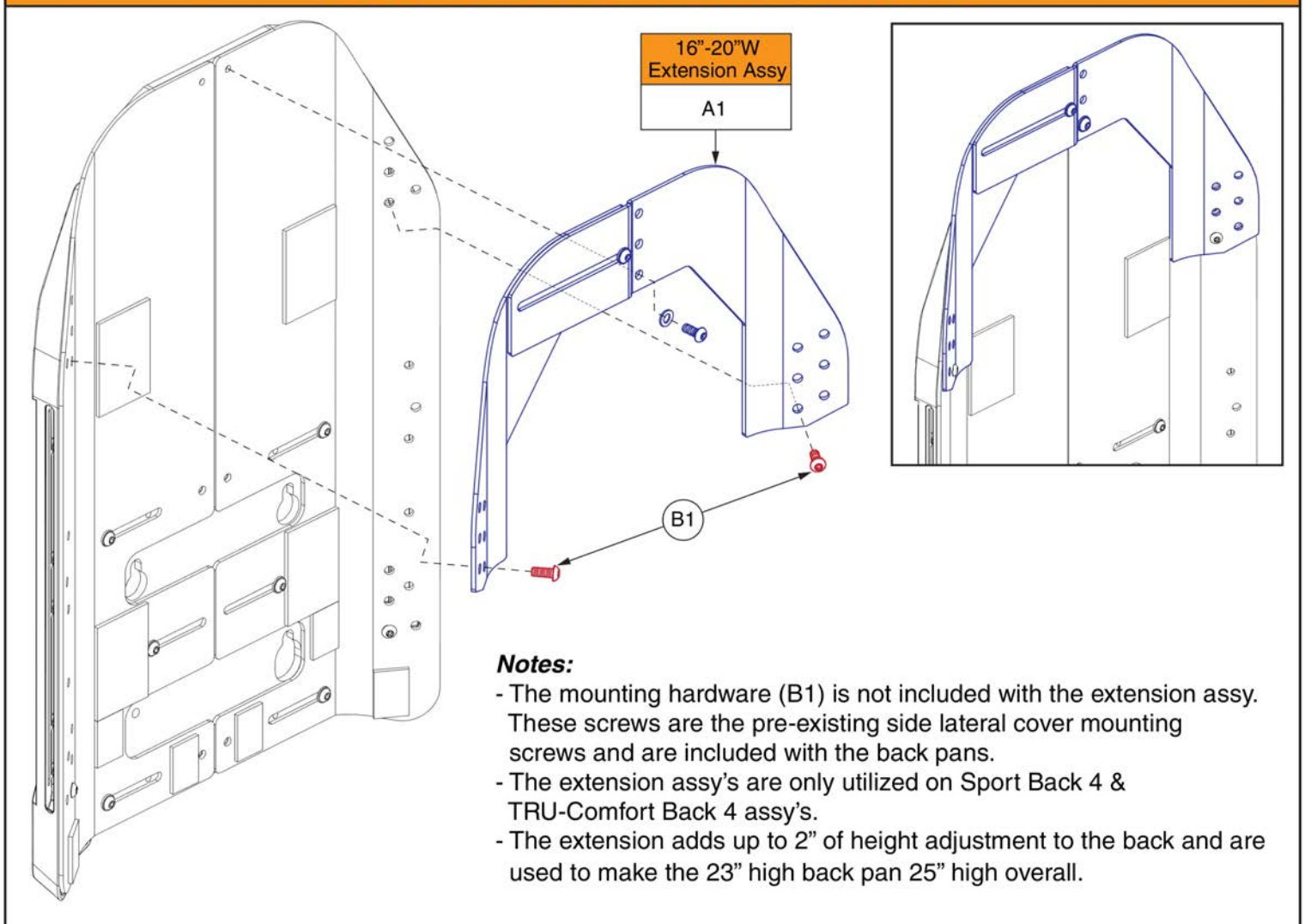
TB4 Back Pan Extension for 14"-16"W Backs



Back Height Extension, 14"-16"W, TB3 Redesigned / TRU-Balance 4 Backs

Item	Part No.	Name	Qty
A1	MEC1906115	SEAT BACK,ASSY,HEIGHT EXTENSION,14"W-16" W,W/HARDWARE	1
B1	SCRASBH1264	SCREW, BUTTON HEAD, M6X1.0 X 15, ISO 7380-1, CL 10.9, BZ	2

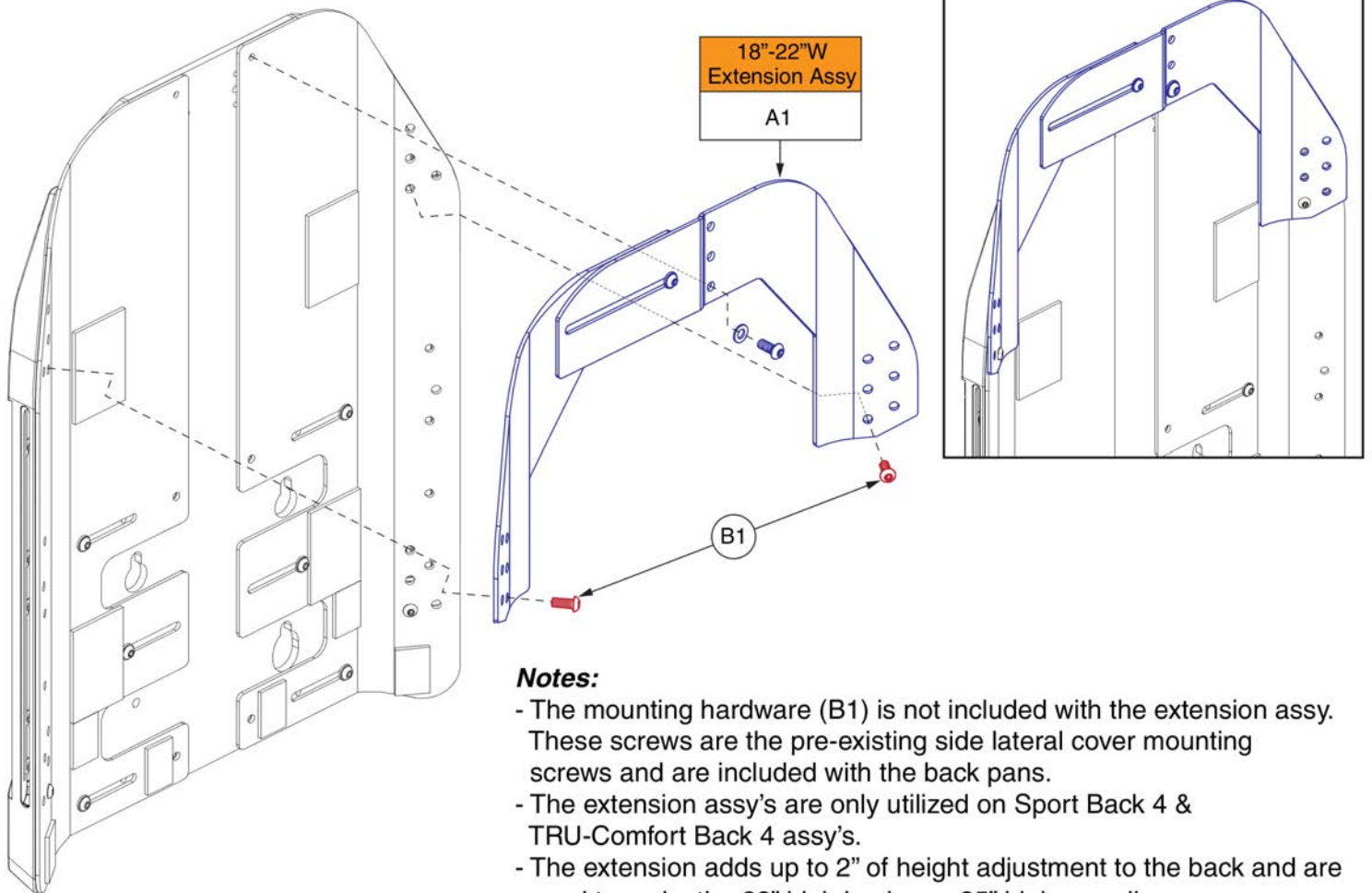
TB4 Back Pan Extension for 16"-20"W Backs



Back Height Extension, 16"-20"W, TB3 Redesigned / TRU-Balance 4 Backs

Item	Part No.	Name	Qty
A1	MEC1906116	SEAT BACK,ASSY,HEIGHT EXTENSION,16"W-20" W,W/HARDWARE	1
B1	SCRASBH1264	SCREW, BUTTON HEAD, M6X1.0 X 15, ISO 7380-1, CL 10.9, BZ	2

TB4 Back Pan Extension for 18"-22"W Backs



Back Height Extension, 18"-22"W, TB3 Redesigned / TRU-Balance 4 Backs

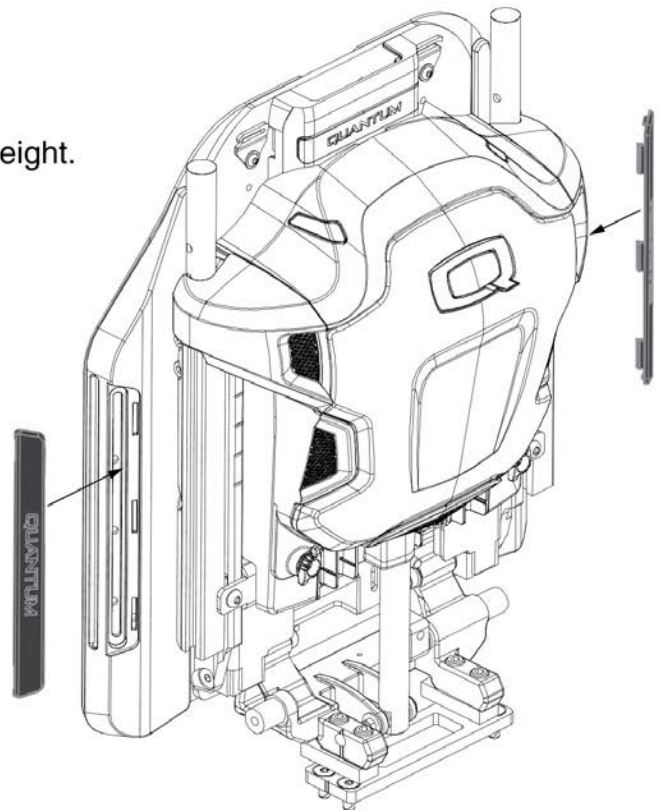
Item	Part No.	Name	Qty
A1	MEC1906117	SEAT BACK,ASSY,HEIGHT EXTENSION,18"W-22" W,W/HARDWARE	1
B1	SCRASBH1264	SCREW, BUTTON HEAD, M6X1.0 X 15, ISO 7380-1, CL 10.9, BZ	2



Notes:

- A quantity of 2 must be selected for the pair.
- The illustration depicts the 17” variant for clarity.
- **Important!** Reference the chart for sizing information.
- 25”H backs utilize extension plates to achieve the back height. 23”H inserts and back assy’s are utilized for 25”H backs.

Ref	Back Height	Overall Back Heights:	
		Static/Tilt Backs ¹	Recline Backs ²
A1	13”H	16” or 17”	19” or 20”
B1	15”H	18” or 19”	21” or 22”
C1	17”H	20” or 21”	23” or 24”
D1	19”H	22” or 23”	25” or 26”
E1	21”H	24” or 25”	27” or 28”
F1	23”H / 25”H	26” or 27”/ 28” or 29”	29” or 30”/ 31” or 32”

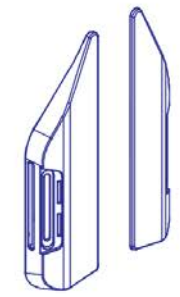
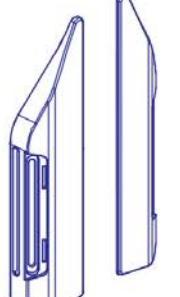
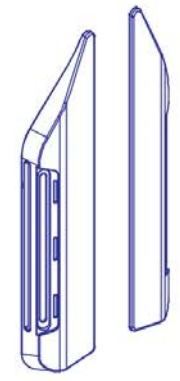
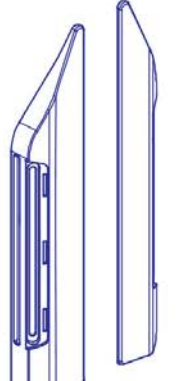
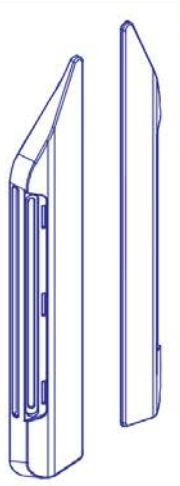
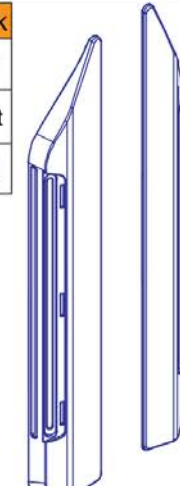


¹. The sizes represent a cushion to pan gap of 3” for even sized overall back heights and 4” for odd sized overall back heights.

². The sizes represent a cushion to pan gap of 6” for odd sized overall back heights and 7” for even sized overall back heights.

Lateral Side Cover Inserts, TB3 Redesigned / TRU-Balance 4 Backs

Item	Part No.	Name	Qty
A1	DGN2004465	BACK PAN SIDE COVER, 13H, FLEXIBLE, TB4 BACK	1
B1	DGN2004468	BACK PAN SIDE COVER, 15H, FLEXIBLE, TB4 BACK	1
C1	DGN2004466	BACK PAN SIDE COVER, 17H, FLEXIBLE, TB4 BACK	1
D1	DGN2004275	BACK PAN SIDE COVER, 19H, FLEXIBLE, TB4 BACK	1
E1	DGN2004469	BACK PAN SIDE COVER, 21H, FLEXIBLE, TB4 BACK	1
F1	DGN2004467	BACK PAN SIDE COVER, 23H, FLEXIBLE, TB4 BACK	1

TB4 Back Side Lateral Covers (Does Not Include Mounting Hardware)			
13"H Back		15"H Back	
A1	Pair	B1	Pair
A1a	Right	B1a	Right
A1b	Left	B1b	Left
			
17"H Back		19"H Back	
C1	Pair	D1	Pair
C1a	Right	D1a	Right
C1b	Left	D1b	Left
			
21"H Back		23"H / 25"H Back	
E1	Pair	F1	Pair
E1a	Right	F1a	Right
E1b	Left	F1b	Left
			

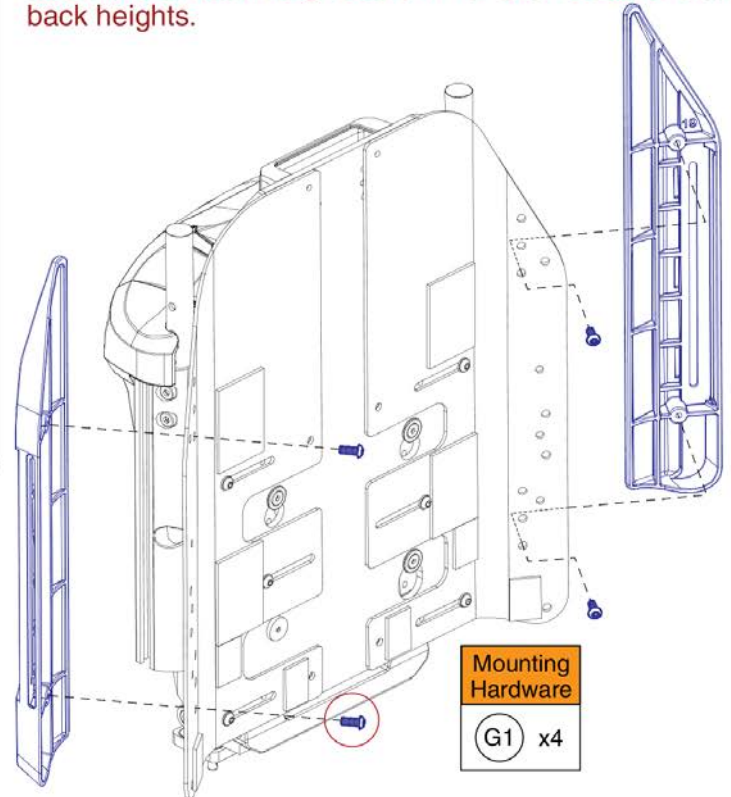
Notes:

- Painted inserts are not included with the cover assy's.
- Mounting hardware is not included with the assy's.
- The illustration depicts the 19" variant for clarity.
- Important! Reference the chart for sizing information.
- 25"H backs utilize extension plates to achieve the back height. Therefore 23"H Lateral Side Covers and back assy's are utilized for 25"H backs.

			Overall Back Heights:		
Pair	R	L	Back Height	Static/Tilt Backs ¹	Recline Backs ²
A1	A1a	A1b	13"H	16" or 17"	19" or 20"
B1	B1a	B1b	15"H	18" or 19"	21" or 22"
C1	C1a	C1b	17"H	20" or 21"	23" or 24"
D1	D1a	D1b	19"H	22" or 23"	25" or 26"
E1	E1a	E1b	21"H	24" or 25"	27" or 28"
F1	F1a	F1b	23"H / 25"H	26" or 27"/ 28" or 29"	29" or 30"/ 31" or 32"

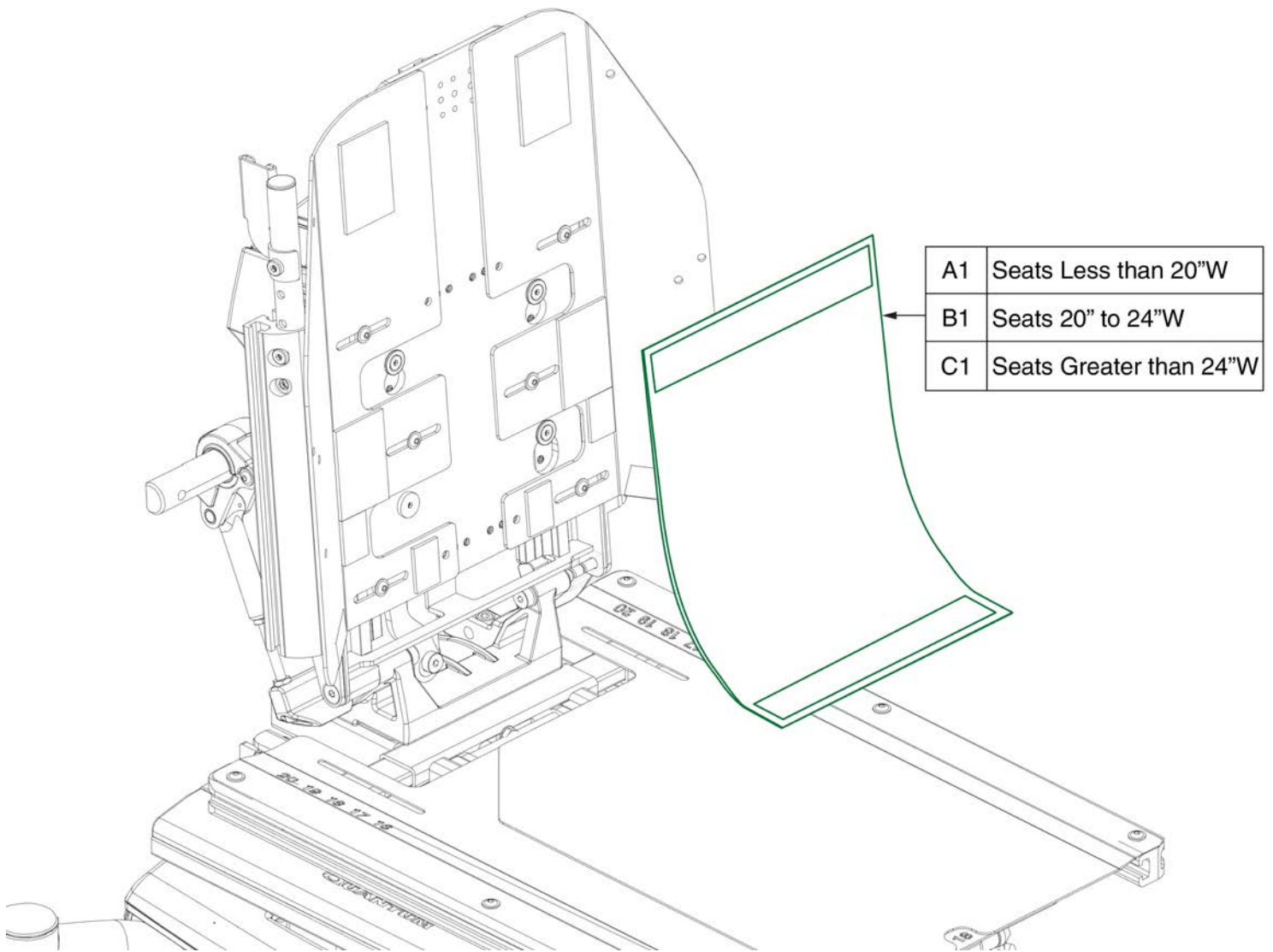
¹. The sizes represent a cushion to pan gap of 3" for even sized overall back heights and 4" for odd sized overall back heights.

². The sizes represent a cushion to pan gap of 6" for odd sized overall back heights and 7" for even sized overall back heights.



Lateral Side Covers, TB3 Redesigned / TRU-Balance 4 Backs

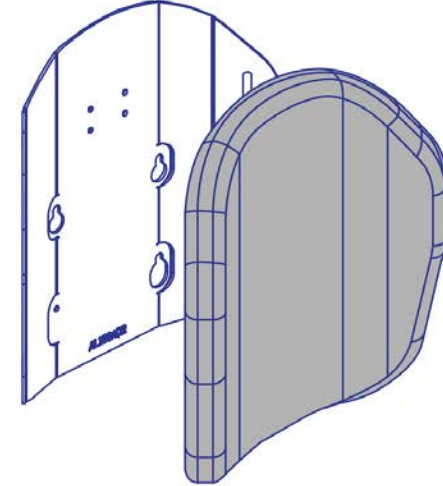

Item	Part No.	Name	Qty
A1	MEC1904509	SIDE LATERAL COVER,13"H,REDESIGNED BACK,PAIR	1
A1a	MEC1804303	TB4-BACK PAN SIDE COVER, 13H, RH	1
A1b	MEC1804302	TB4-BACK PAN SIDE COVER, 13H, LH	1
B1	MEC1904510	SIDE LATERAL COVER,15"H,REDESIGNED BACK,PAIR	1
B1a	MEC1804305	TB4-BACK PAN SIDE COVER, 15H, RH	1
B1b	MEC1804304	TB4-BACK PAN SIDE COVER, 15H, LH	1
C1	MEC1904511	SIDE LATERAL COVER,17"H,REDESIGNED BACK,PAIR	1
C1a	MEC1804307	TB4-BACK PAN SIDE COVER, 17H, RH	1
C1b	MEC1804306	TB4-BACK PAN SIDE COVER, 17H, LH	1
D1	MEC1904512	SIDE LATERAL COVER,19"H,REDESIGNED BACK,PAIR	1
D1a	MEC1804309	TB4-BACK PAN SIDE COVER, 19H, RH	1
D1b	MEC1804308	TB4-BACK PAN SIDE COVER, 19H, LH	1
E1	MEC1904513	SIDE LATERAL COVER,21"H,REDESIGNED BACK,PAIR	1
E1a	MEC1804311	TB4-BACK PAN SIDE COVER, 21H, RH	1
E1b	MEC1804310	TB4-BACK PAN SIDE COVER, 21H, LH	1
F1	MEC1904515	SIDE LATERAL COVER,23"H,REDESIGNED BACK,PAIR	1
F1a	MEC1804313	TB4-BACK PAN SIDE COVER, 23H, RH	1
F1b	MEC1804312	TB4-BACK PAN SIDE COVER, 23H, LH	1
G1	SCRASBH1264	SCREW, BUTTON HEAD, M6X1.0 X 15, ISO 7380-1, CL 10.9, BZ	4



Privacy Flaps, TB3 / TB3 Redesigned / TRU-Balance 4 Backs

Item	Part No.	Name	Qty
A1	DWR1044E456B	SEAT BACK,PRIVACY FLAP,9.75"W,SYNERGY STANDARD BACK,E-1044-456	1
B1	DWR1044E456A	SEAT BACK,PRIVACY FLAP,12.75"W,SYNERGY STANDARD BACK,E-1044-456	1
C1	FAB140123	SEAT BACK,PRIVACY FLAP,20.75"W,TRU-BALANCE 3	1

Complete Back Assemblies	
Ref	Back Size
A1	14"W x 16"H
A2	14"W x 18"H
A3	16"W x 16"H
A4	16"W x 18"H
A5	16"W x 20"H
A6	16"W x 22"H
A7	18"W x 16"H
A8	18"W x 18"H
A9	18"W x 20"H
A10	18"W x 22"H
A11	20"W x 16"H
A12	20"W x 18"H
A13	20"W x 20"H
A14	20"W x 22"H

Active

For use on units w/ overall back Heights of:		
Back Height	Static/Tilt Backs ¹	Recline Backs ²
16"H	19" or 20"	22" or 23"
18"H	21" or 22"	24" or 25"
20"H	23" or 24"	26" or 27"
22"H	25" or 26"	28" or 29"

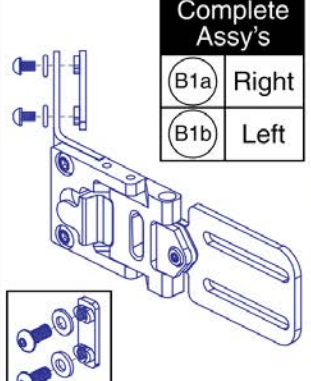
¹The sizes represent a cushion to pan gap of 3" for odd sized overall back heights and 4" for even sized overall back heights.

²The sizes represent a cushion to pan gap of 6" for even sized overall back heights and 7" for odd sized overall back heights.

Lateral Bracket for Active Contour Back Plates

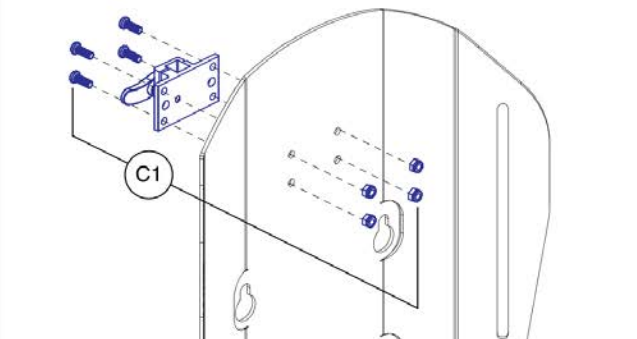
Complete Assy's

B1a	Right
B1b	Left



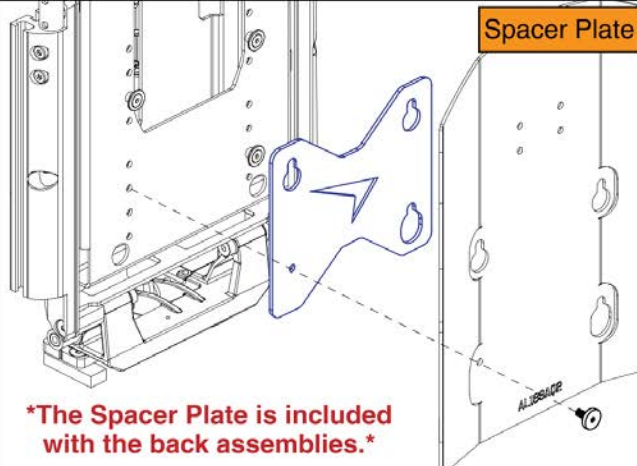
Mounts to the interior of the back pan.

Headrest Mounting Bracket Assy



C1

Spacer Plate

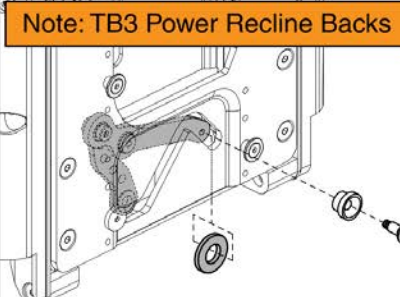


The Spacer Plate is included with the back assemblies.

Note: TB3 Power Recline Backs

Prior to Serial Number JE707721058020

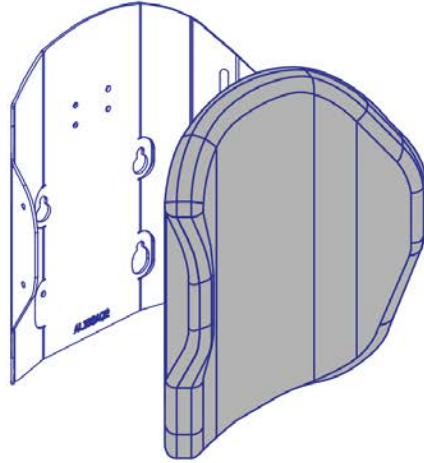
If the unit is equipped with a TB3 / TB3 redesigned power recline back and was manufactured prior to the serial number listed, a spacer needs to be added to the shear reduction mechanism. See the power recline back page(s) for more information.



Stealth Q-Back 2, Active Contour w/ International Sizes

Item	Part No.	Name	Qty
A1	QB2AL14AS	Q-BACK 2.0,AL SERIES,ACTIVE STANDARD,14"W,16"H,(ADI)	1
A2	QB2AL14AT	Q-BACK 2.0,AL SERIES,ACTIVE TALL,14"W,18"H,(ADI)	1
A3	QB2AL16AS	Q-BACK 2.0,AL SERIES,ACTIVE STANDARD,16"W,16"H,(ADI)	1
A4	QB2AL16AT	Q-BACK 2.0,AL SERIES,ACTIVE TALL,16"W,18"H,(ADI)	1
A5	QB2AL16AX	Q-BACK 2.0,AL SERIES,ACTIVE EXTRA TALL,16"W,20"H,(ADI)	1
A6	QB2AL16AXX	Q-BACK 2.0 AL BACK 16 ACTIVE EXTRA EXTRA TALL, 16"W, 22"H (ADI)	1
A7	QB2AL18AS	Q-BACK 2.0,AL SERIES,ACTIVE STANDARD,18"W,16"H,(ADI)	1
A8	QB2AL18AT	Q-BACK 2.0,AL SERIES,ACTIVE TALL,18"W,18"H,(ADI)	1
A9	QB2AL18AX	Q-BACK 2.0,AL SERIES,ACTIVE EXTRA TALL,18"W,20"H,(ADI)	1
A10	QB2AL18AXX	Q-BACK 2.0 AL BACK 18 ACTIVE EXTRA EXTRA TALL, 18"W, 22"H (ADI)	1
A11	QB2AL20AS	Q-BACK 2.0,AL SERIES,ACTIVE STANDARD,20"W,16"H,(ADI)	1
A12	QB2AL20AT	Q-BACK 2.0,AL SERIES,ACTIVE TALL,20"W,18"H,(ADI)	1
A13	QB2AL20AX	Q-BACK 2.0,AL SERIES,ACTIVE EXTRA TALL,20"W,20"H,(ADI)	1
A14	QB2AL20AXX	Q-BACK 2.0 AL BACK 20 ACTIVE EXTRA EXTRA TALL, 20"W, 22"H (ADI)	1
B1a	ST-TWBLT-QL-R	LATERAL HARDWARE,Q-BACK,RIGHT	1
B1b	ST-TWBLT-QL-L	LATERAL HARDWARE,Q-BACK,LEFT	1
C1	SET167884	HEADREST BRACKET MOUNTING HARDWARE,ASSY,STEALTH,Q-BACK	1

Complete Back Assemblies	
Ref	Back Size
A1	14"W x 16"H
A2	14"W x 18"H
A3	16"W x 16"H
A4	16"W x 18"H
A5	16"W x 20"H
A6	16"W x 22"H
A7	18"W x 16"H
A8	18"W x 18"H
A9	18"W x 20"H
A10	18"W x 22"H
A11	20"W x 16"H
A12	20"W x 18"H
A13	20"W x 20"H
A14	20"W x 22"H



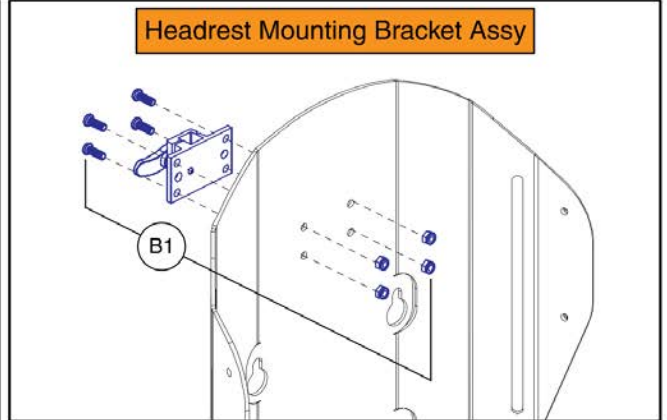
For use on units w/ overall back Heights of:

Back Height	Static/Tilt Backs ¹	Recline Backs ²
16"H	19" or 20"	22" or 23"
18"H	21" or 22"	24" or 25"
20"H	23" or 24"	26" or 27"
22"H	25" or 26"	28" or 29"

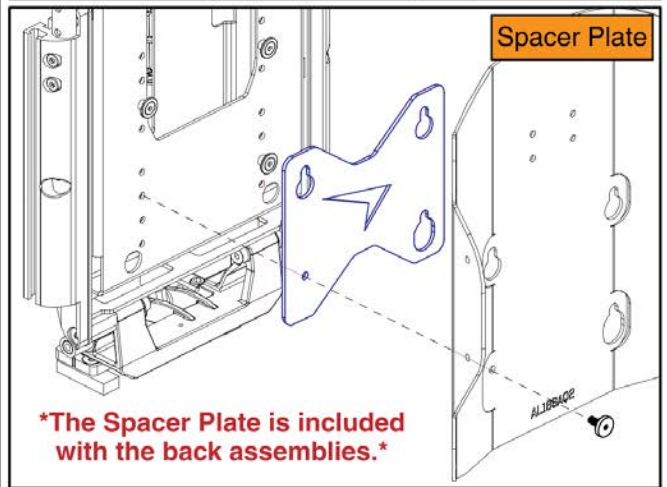
¹.The sizes represent a cushion to pan gap of 3" for odd sized overall back heights and 4" for even sized overall back heights.

².The sizes represent a cushion to pan gap of 6" for even sized overall back heights and 7" for odd sized overall back heights.

Headrest Mounting Bracket Assy

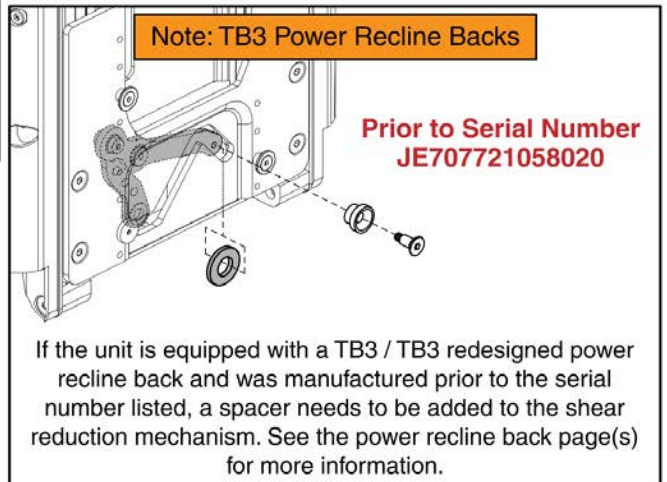


Spacer Plate



The Spacer Plate is included with the back assemblies.

Note: TB3 Power Recline Backs



Prior to Serial Number JE707721058020

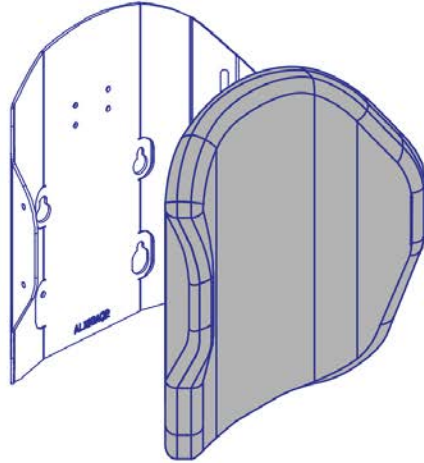
If the unit is equipped with a TB3 / TB3 redesigned power recline back and was manufactured prior to the serial number listed, a spacer needs to be added to the shear reduction mechanism. See the power recline back page(s) for more information.

Stealth Q-Back 2, Deep Contour w/ International Sizes

Item	Part No.	Name	Qty
A1	QB2AL14DS	Q-BACK 2.0,AL SERIES,DEEP STANDARD,14"W,16"H,(ADI)	1
A2	QB2AL14DT	Q-BACK 2.0,AL SERIES,DEEP TALL,14"W,18"H,(ADI)	
A3	QB2AL16DS	Q-BACK 2.0,AL SERIES,DEEP STANDARD,16"W,16"H,(ADI)	1
A4	QB2AL16DT	Q-BACK 2.0,AL SERIES,DEEP TALL,16"W,18"H,(ADI)	1
A5	QB2AL16DX	Q-BACK 2.0 AL BACK 16 DEEP EXTRA TALL, 16"W, 20"H (ADI)	1
A6	QB2AL16DXX	Q-BACK 2.0 AL BACK 16 DEEP EXTRA EXTRA TALL, 16"W, 22"H (ADI)	1
A7	QB2AL18DS	Q-BACK 2.0,AL SERIES,DEEP STANDARD,18"W,16"H,(ADI)	1
A8	QB2AL18DT	Q-BACK 2.0,AL SERIES,DEEP TALL,18"W,18"H,(ADI)	1
A9	QB2AL18DX	Q-BACK 2.0,AL SERIES,DEEP EXTRA TALL,18"W,20"H,(ADI)	1
A10	QB2AL18DXX	Q-BACK 2.0 AL BACK 18 DEEP EXTRA EXTRA TALL, 18"W, 22"H (ADI)	1
A11	QB2AL20DS	Q-BACK 2.0,AL SERIES,DEEP STANDARD,20"W,16"H,(ADI)	1
A12	QB2AL20DT	Q-BACK 2.0,AL SERIES,DEEP TALL,20"W,18"H,(ADI)	1
A13	QB2AL20DX	Q-BACK 2.0,AL SERIES,DEEP EXTRA TALL,20"W,20"H,(ADI)	1
A14	QB2AL20DXX	Q-BACK 2.0 AL BACK 20 DEEP EXTRA EXTRA TALL, 20"W, 22"H (ADI)	1
B1	SET150325	HEADREST BRACKET MOUNTING HARDWARE,ASSY,STEALTH,SYNERGY/TRU-BALANCE 2	1

Stealth Q-Back 2, Extra Deep Contour

Complete Back Assemblies	
Ref	Back Size
A1	14"W x 16"H
A2	14"W x 18"H
A3	16"W x 16"H
A4	16"W x 18"H
A5	16"W x 20"H
A6	16"W x 22"H
A7	18"W x 16"H
A8	18"W x 18"H
A9	18"W x 20"H
A10	18"W x 22"H
A11	20"W x 16"H
A12	20"W x 18"H
A13	20"W x 20"H
A14	20"W x 22"H



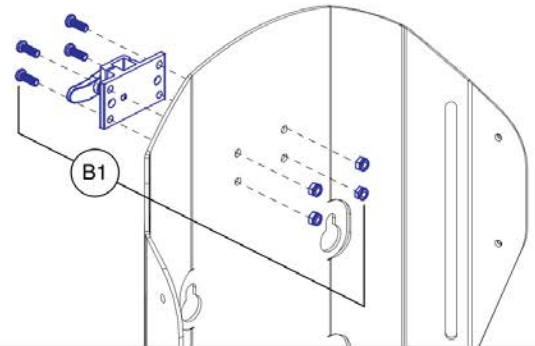
For use on units w/
overall back Heights of:

Back Height	Static/Tilt Backs ¹	Recline Backs ²
16"H	19" or 20"	22" or 23"
18"H	21" or 22"	24" or 25"
20"H	23" or 24"	26" or 27"
22"H	25" or 26"	28" or 29"

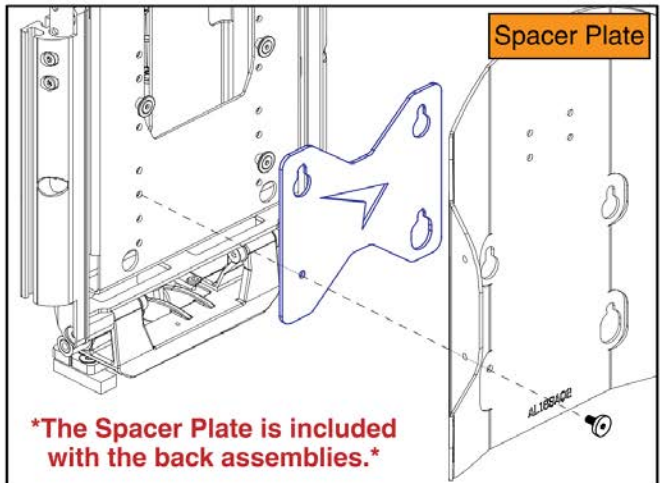
¹.The sizes represent a cushion to pan gap of 3" for odd sized overall back heights and 4" for even sized overall back heights.

².The sizes represent a cushion to pan gap of 6" for even sized overall back heights and 7" for odd sized overall back heights.

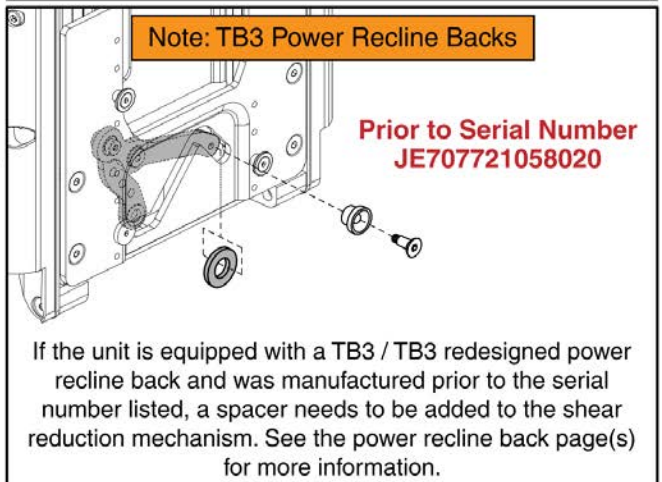
Headrest Mounting Bracket Assy



Spacer Plate



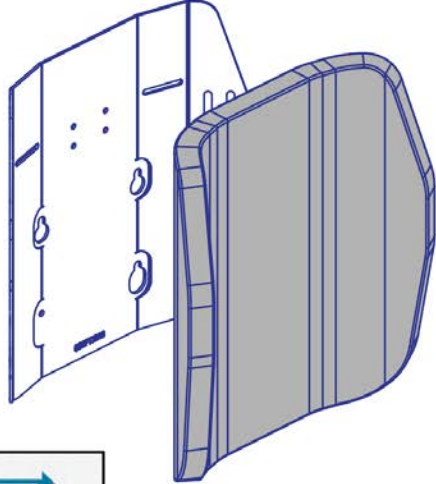

Note: TB3 Power Recline Backs



Stealth Q-Back 2, Extra Deep Contour

Item	Part No.	Name	Qty
A1	QB2AL14ES	Q-BACK 2.0 AL BACK 14 EXTRA DEEP STANDARD, 14"W, 16"H (ADI)	1
A2	QB2AL14ET	Q-BACK 2.0 AL BACK 14 EXTRA DEEP TALL, 14"W, 18"H (ADI)	1
A3	QB2AL16ES	Q-BACK 2.0 AL BACK 16 EXTRA DEEP STANDARD, 16"W, 16"H (ADI)	1
A4	QB2AL16ET	Q-BACK 2.0 AL BACK 16 EXTRA DEEP TALL, 16"W, 18"H (ADI)	1
A5	QB2AL16EX	Q-BACK 2.0 AL BACK 16 EXTRA DEEP EXTRA TALL, 16"W, 20"H (ADI)	1
A6	QB2AL16EXX	Q-BACK 2.0 AL BACK 16 EXTRA DEEP EXTRA EXTRA TALL, 16"W, 22"H (ADI)	1
A7	QB2AL18ES	Q-BACK 2.0 AL BACK 18 EXTRA DEEP STANDARD, 18"W, 16"H (ADI)	1
A8	QB2AL18ET	Q-BACK 2.0 AL BACK 18 EXTRA DEEP TALL, 18"W, 18"H (ADI)	1
A9	QB2AL18EX	Q-BACK 2.0 AL BACK 18 EXTRA DEEP EXTRA TALL, 18"W, 20"H (ADI)	1
A10	QB2AL18EXX	Q-BACK 2.0 AL BACK 18 EXTRA DEEP EXTRA EXTRA TALL, 18"W, 22"H (ADI)	1
A11	QB2AL20ES	Q-BACK 2.0 AL BACK 20 EXTRA DEEP STANDARD, 20"W, 16"H (ADI)	1
A12	QB2AL20ET	Q-BACK 2.0 AL BACK 20 EXTRA DEEP TALL, 20"W, 18"H (ADI)	1
A13	QB2AL20EX	Q-BACK 2.0 AL BACK 20 EXTRA DEEP EXTRA TALL, 20"W, 20"H (ADI)	1
A14	QB2AL20EXX	Q-BACK 2.0 AL BACK 22 EXTRA DEEP EXTRA EXTRA TALL, 20"W, 22"H (ADI)	1
B1	SET167884	HEADREST BRACKET MOUNTING HARDWARE,ASSY,STEALTH,Q-BACK	1

Complete Back Assemblies	
Ref	Back Size
A1	16"W x 16"H
A2	18"W x 16"H

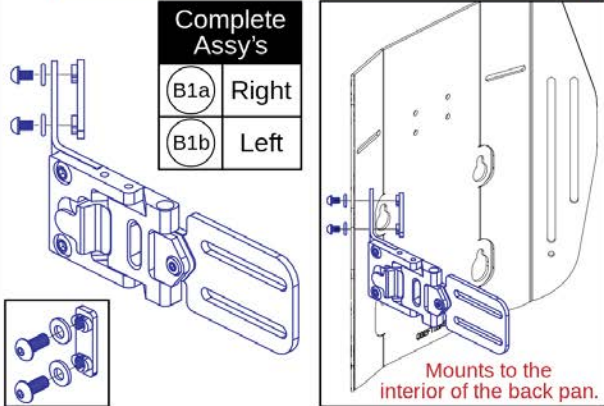
For use on units w/ overall back Heights of:		
Back Height	Static/Tilt Backs ¹	Recline Backs ²
16"H	19" or 20"	22" or 23"
18"H	21" or 22"	24" or 25"

¹The sizes represent a cushion to pan gap of 3" for odd sized overall back heights and 4" for even sized overall back heights.

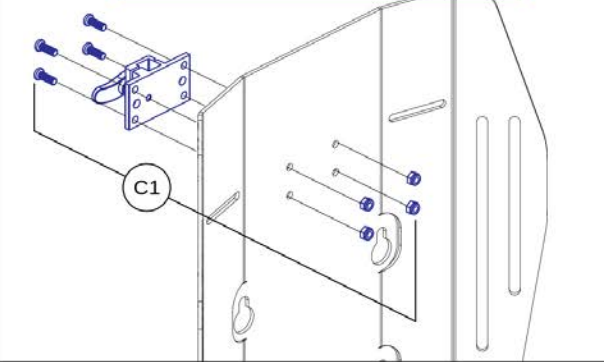
²The sizes represent a cushion to pan gap of 6" for even sized overall back heights and 7" for odd sized overall back heights.

Lateral Bracket for Active Contour Back Plates

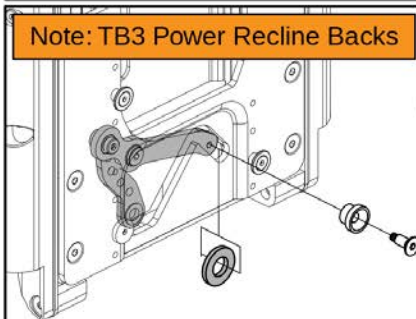
Complete Assy's	
B1a	Right
B1b	Left



Headrest Mounting Bracket Assy



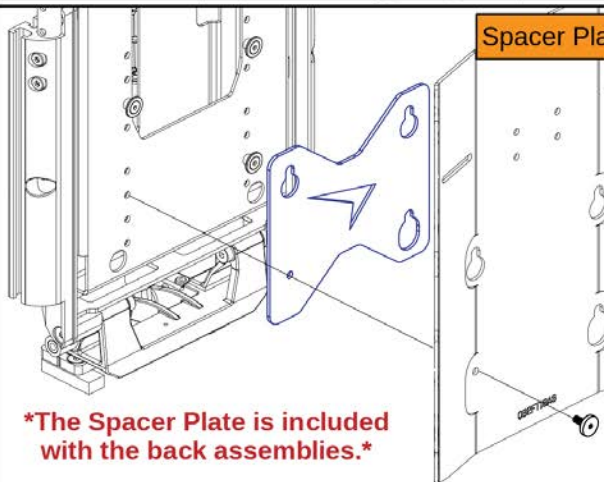
Note: TB3 Power Recline Backs



Prior to Serial Number JE707721058020

If the unit is equipped with a TB3 / TB3 redesigned power recline back and was manufactured prior to the serial number listed, a spacer needs to be added to the shear reduction mechanism. See the power recline back page(s) for more information.

Spacer Plate

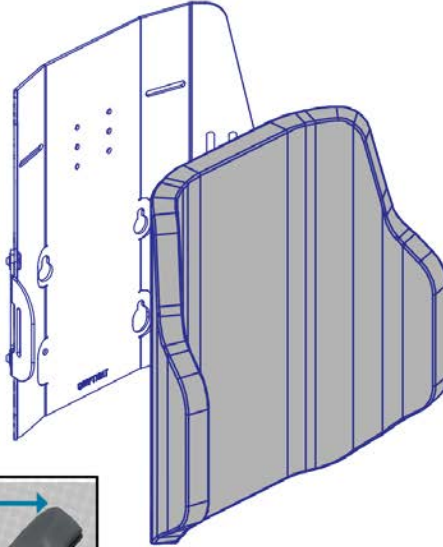


The Spacer Plate is included with the back assemblies.

Stealth Q-Back 2, Active Contour, AFT Series

Item	Part No.	Name	Qty
A1	QB2AFT16AS	Q-BACK 2.0,AFT SERIES,ACTIVE STANDARD,16"W,16"H,(ADI)	1
A2	QB2AFT18AS	Q-BACK 2.0,AFT SERIES,ACTIVE STANDARD,18"W,16"H,(ADI)	1
B1a	ST-TWBLT-QL-R	LATERAL HARDWARE,Q-BACK,RIGHT	1
B1b	ST-TWBLT-QL-L	LATERAL HARDWARE,Q-BACK,LEFT	1
C1	SET167884	HEADREST BRACKET MOUNTING HARDWARE,ASSY,STEALTH,Q-BACK	1

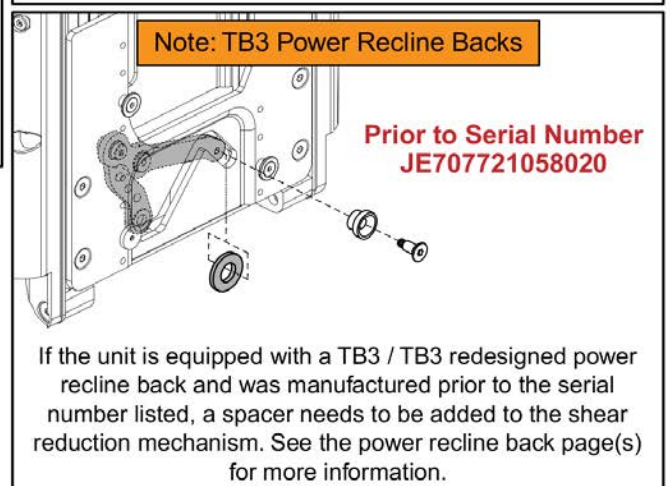
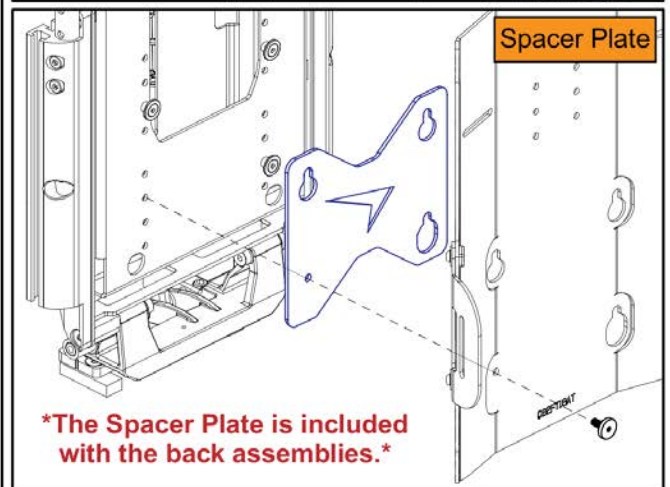
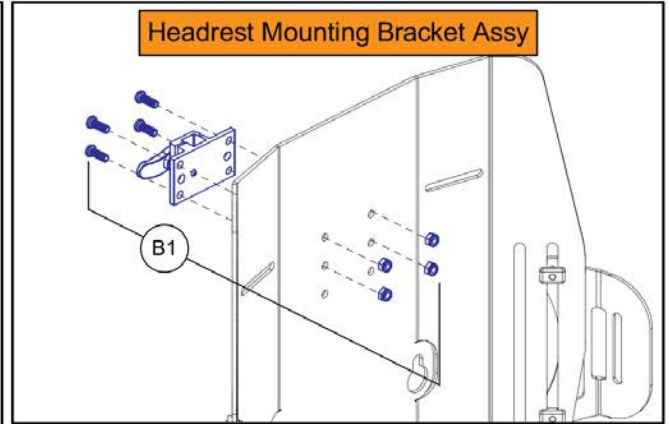
Complete Back Assemblies	
Ref	Back Size
A1	16"W x 16"H
A2	16"W x 18"H
A3	18"W x 16"H
A4	18"W x 18"H
A5	20"W x 18"H



For use on units w/ overall back Heights of:		
Back Height	Static/Tilt Backs ¹	Recline Backs ²
16"H	19" or 20"	22" or 23"
18"H	21" or 22"	24" or 25"

¹The sizes represent a cushion to pan gap of 3" for odd sized overall back heights and 4" for even sized overall back heights.

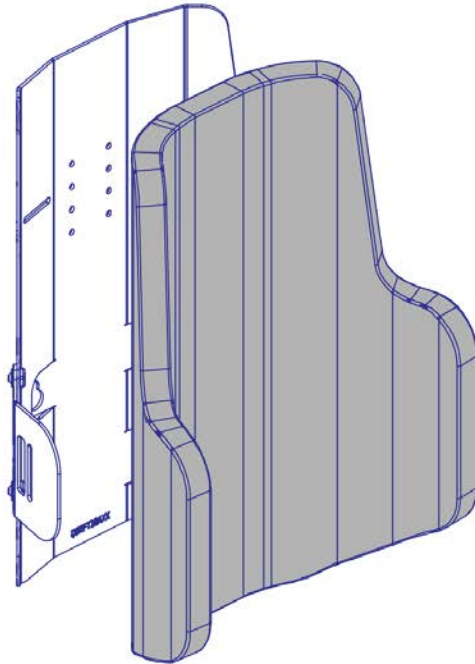
²The sizes represent a cushion to pan gap of 6" for even sized overall back heights and 7" for odd sized overall back heights.



Stealth Q-Back 2, Deep Contour, AFT Series

Item	Part No.	Name	Qty
A1	QB2AFT16DS	Q-BACK 2.0,AFT SERIES,DEEP STANDARD,16"W,16"H,(ADI)	1
A2	QB2AFT16DT	Q-BACK 2.0,AFT SERIES,DEEP TALL,16"W,18"H,(ADI)	1
A3	QB2AFT18DS	Q-BACK 2.0,AFT SERIES,DEEP STANDARD,18"W,16"H,(ADI)	1
A4	QB2AFT18DT	Q-BACK 2.0,AFT SERIES,DEEP TALL,18"W,18"H,(ADI)	1
A5	QB2AFT20DT	Q-BACK 2.0,AFT SERIES,DEEP TALL,20"W,18"H,(ADI)	1
B1	SET167884	HEADREST BRACKET MOUNTING HARDWARE,ASSY,STEALTH,Q-BACK	1

Complete Back Assemblies	
Ref	Back Size
A1	16"W x 22"H



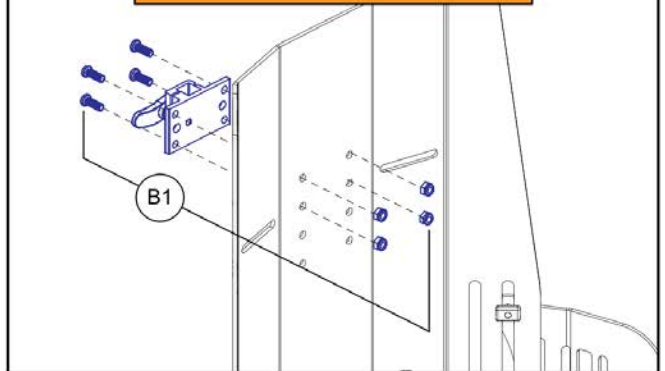
For use on units w/
overall back Heights of:

Back Height	Static/Tilt Backs ¹	Recline Backs ²
22"H	25" or 26"	28" or 29"

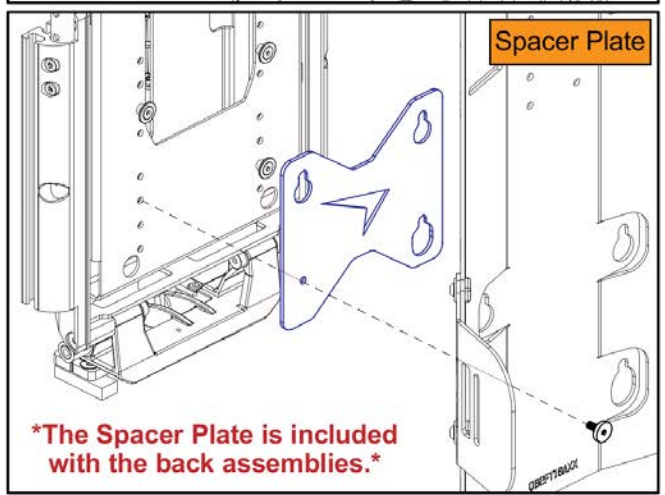
¹The sizes represent a cushion to pan gap of 3" for odd sized overall back heights and 4" for even sized overall back heights.

²The sizes represent a cushion to pan gap of 6" for even sized overall back heights and 7" for odd sized overall back heights.

Headrest Mounting Bracket Assy

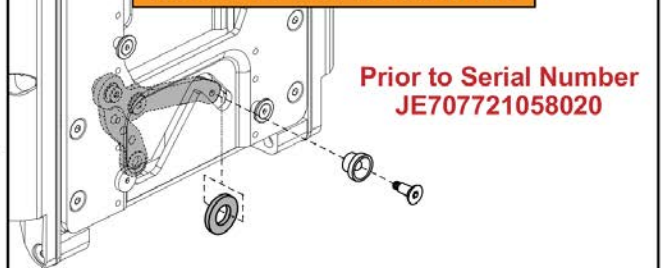


Spacer Plate



The Spacer Plate is included with the back assemblies.

Note: TB3 Power Recline Backs


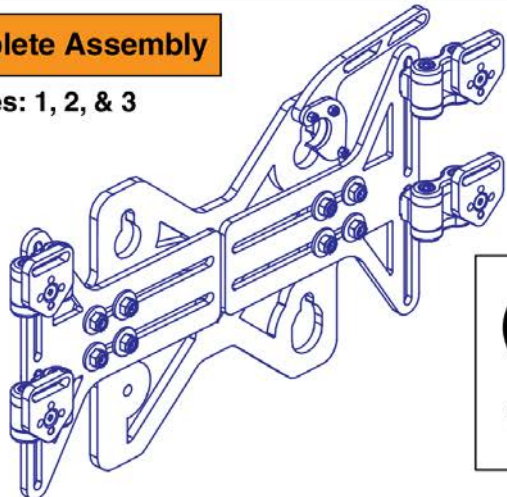



Prior to Serial Number JE707721058020

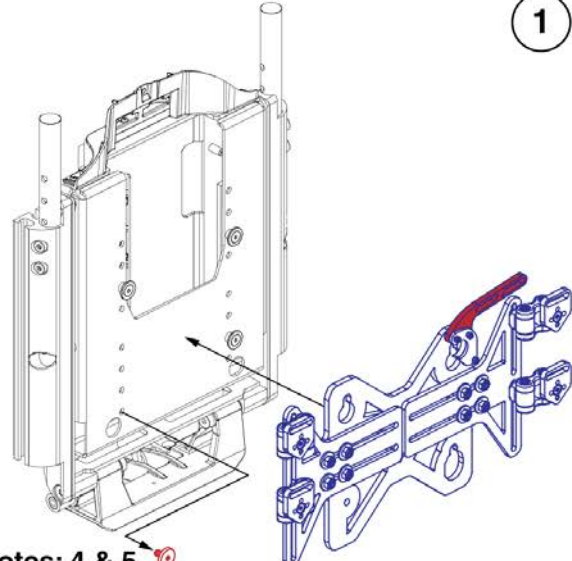
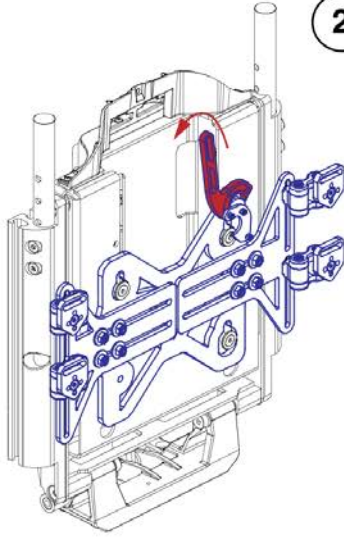
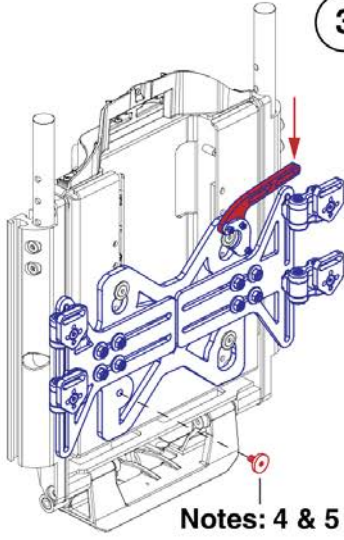
If the unit is equipped with a TB3 / TB3 redesigned power recline back and was manufactured prior to the serial number listed, a spacer needs to be added to the shear reduction mechanism. See the power recline back page(s) for more information.

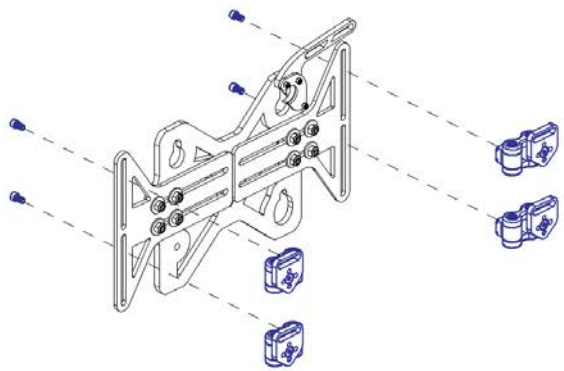
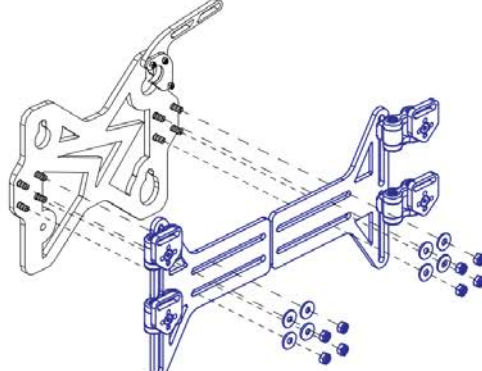
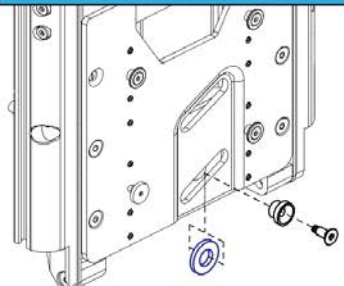
Stealth Q-Back 2, Extra Deep Contour, AFT Series

Item	Part No.	Name	Qty
A1	QB2AFT16EXX	Q-Back 2.0 AFT Back 16 Extra Deep Extra Extra Tall	1
B1	SET167884	HEADREST BRACKET MOUNTING HARDWARE,ASSY,STEALTH,Q-BACK	1

Stealth Simple Solutions Adapter Plate	Notes: ⚠
<div style="display: flex; justify-content: space-between; align-items: center;"> <div style="border: 1px solid black; border-radius: 50%; padding: 5px; width: 30px; text-align: center; margin-bottom: 10px;">A1</div> <div style="background-color: #f4a460; padding: 5px; border-radius: 5px;">Complete Assembly</div> </div> <p>Notes: 1, 2, & 3</p> <div style="display: flex; align-items: flex-start;"> <div style="margin-right: 20px;"> <p>Back Mounting Hardware</p>  </div> <div style="flex-grow: 1;">  </div> <div style="border: 1px solid black; padding: 5px; text-align: center; width: 80px;">  Owner's Manual </div> </div>	<ol style="list-style-type: none"> 1. Includes the Owner's Manual and Back Mounting Hardware. 2. For use with TB3 / TB3 Redesigned / Tru-Balance 4 backs. 3. Compatible with back plates that have mounting hole locations spaced between 9 3/4" and 20 5/8" wide. 4. The thumb screw is part of the back assembly and is not included with the adapter plate A1. 5. For enhanced securement of the adapter plate to the TB3 back, the thumb screw must be reinserted during installation.

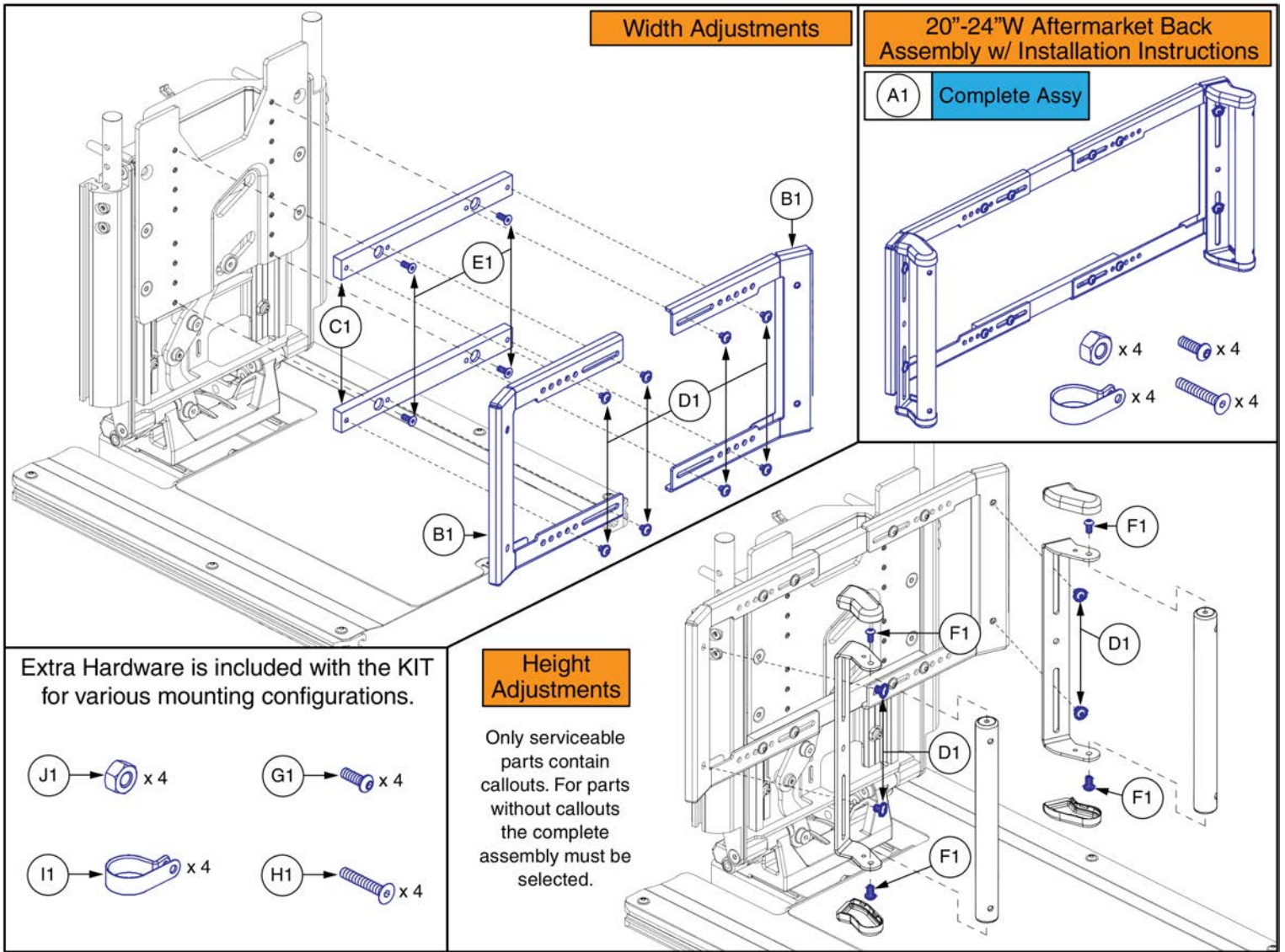
Installation and Adjustments

<div style="border: 1px solid black; border-radius: 50%; width: 30px; height: 30px; margin: 0 auto; display: flex; align-items: center; justify-content: center;">1</div>  <p style="font-size: small;">Notes: 4 & 5</p>	<div style="border: 1px solid black; border-radius: 50%; width: 30px; height: 30px; margin: 0 auto; display: flex; align-items: center; justify-content: center;">2</div> 	<div style="border: 1px solid black; border-radius: 50%; width: 30px; height: 30px; margin: 0 auto; display: flex; align-items: center; justify-content: center;">3</div>  <p style="font-size: small;">Notes: 4 & 5</p>
--	---	--

<div style="background-color: #0070c0; color: white; padding: 5px; text-align: center; border: 1px solid black;">Height Adjustment</div> 	<div style="background-color: #0070c0; color: white; padding: 5px; text-align: center; border: 1px solid black;">Width Adjustment</div> 	<div style="background-color: #0070c0; color: white; padding: 5px; text-align: center; border: 1px solid black;">Special Notes: Power Recline Backs</div>  <p style="font-size: small;">If the unit is equipped with a TB3 / TB3 Redesigned power recline back, a spacer may need to be added to the shear reduction mechanism. See the power recline back page(s) for more information.</p>
--	---	--

12"-21"W Aftermarket Back Adapter Kit, TB3 / TB3 Redesigned / TRU-Balance 4 Backs

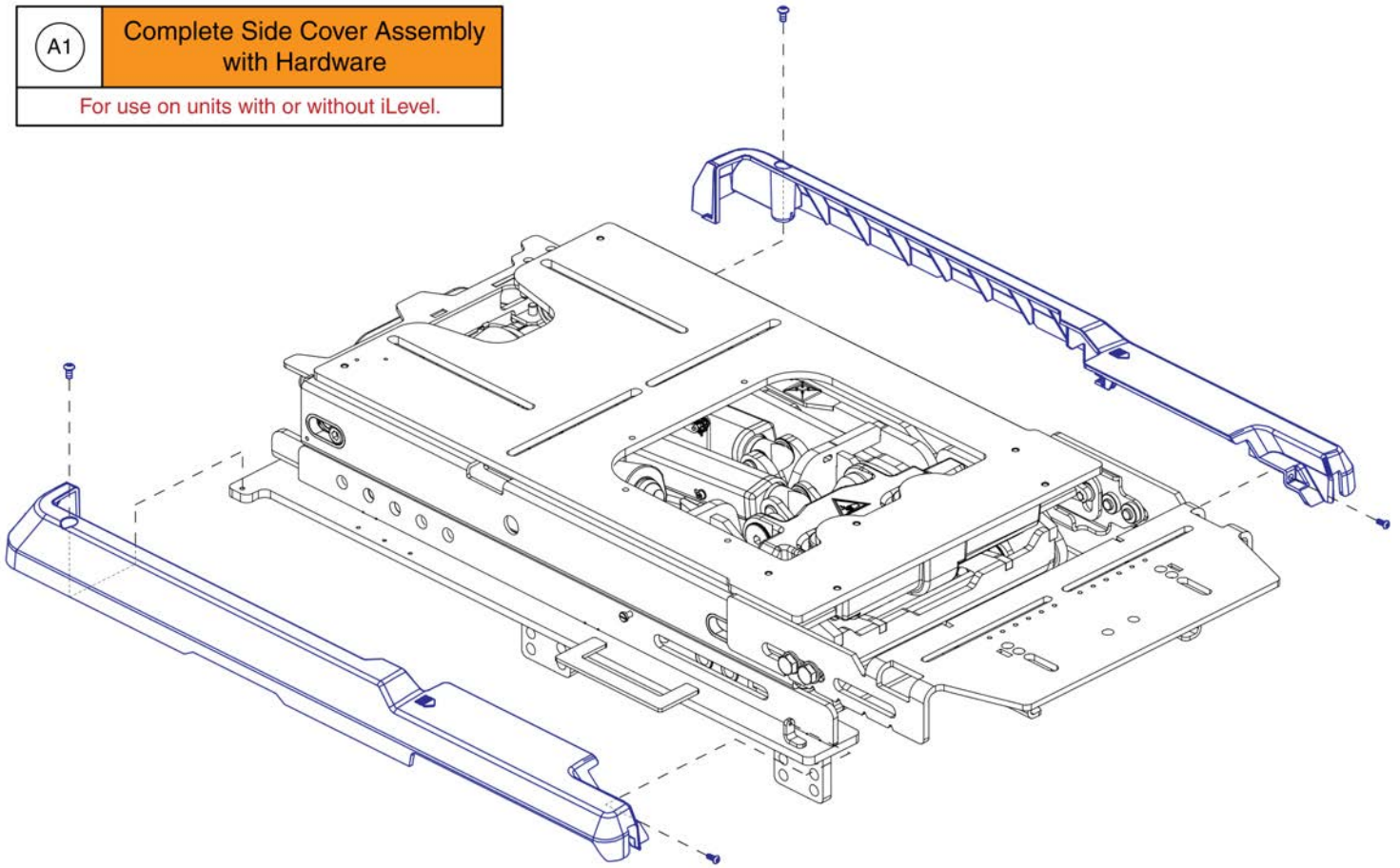
Item	Part No.	Name	Qty
A1	ST-SSAPT4-Q	STEALTH,SIMPLE SOLUTIONS ADAPTER PLATE,12"W-21"W, AFTER MARKET BACK INTEGRATION,TB3/REDESIGNED BACK SPINE	1



20"-24"W Aftermarket Back Adapter Kit, TB3 / TB3 Redesigned / TRU-Balance 4 Backs

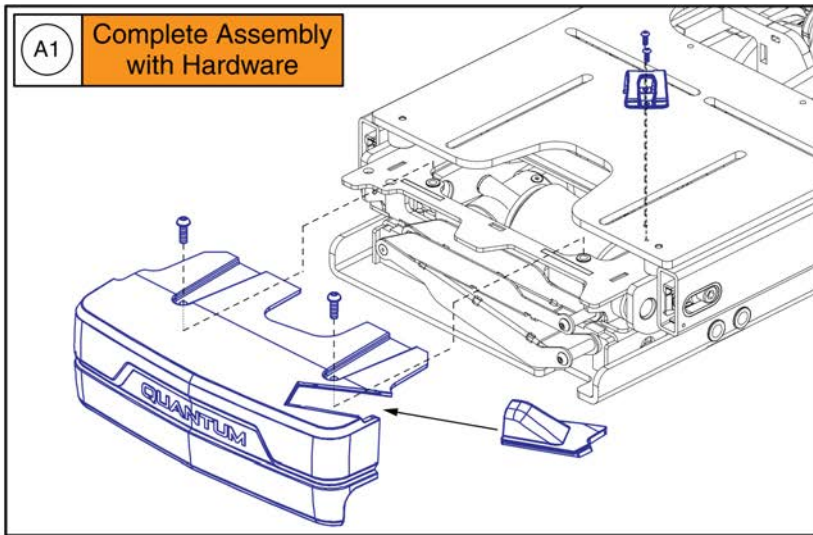
Item	Part No.	Name	Qty
A1	KIT153257	SEAT BACK,ASSY,20"W-24"W,AFTER MARKET BACK INTEGRATION,TB3 SEAT,W/INSTALLATION INSTRUCTIONS	1
B1	MEC131706	WIDTH ADJUSTMENT,20"W-24"W,AFTER MARKET BACK	1
C1	MEC131663	BAR,WIDTH ADJUSTMENT,AFTER MARKET BACK INTEGRATION	2
D1	HDW121242	SCREW, BUTTON HEAD, FLANGED, M6X1.0 X 8, ISO 7380-2, CL 10.9, BZ, PVTP	12
E1	SCR8120019	SCREW, FLAT HEAD, M6X1.0 X 16, ISO 10642, CL 10.9, BZ, PVTP	4
F1	SCRASBH1148	SCREW, BUTTON HEAD, .250-20 X .500, ASTM F835, BZ, PVTP	4
G1	SCRASBH1014	SCREW, BUTTON HEAD, .250-20 X 0.750, ASTM F835, BZ	4
H1	SCRSHFH1047	SCREW, FLAT HEAD, .250-20 X 1.25, ASTM F835, BLK	4
I1	CLPCBLC1041	CLAMP,CABLE,STEEL,1.00" DIA,VINYL COATED	4
J1	NUTNYLK1014	NUT, LOCK, .250-20, ASME B18.16.6, GR NE2, BZ, PVTP	4

A1 Complete Side Cover Assembly with Hardware
For use on units with or without iLevel.

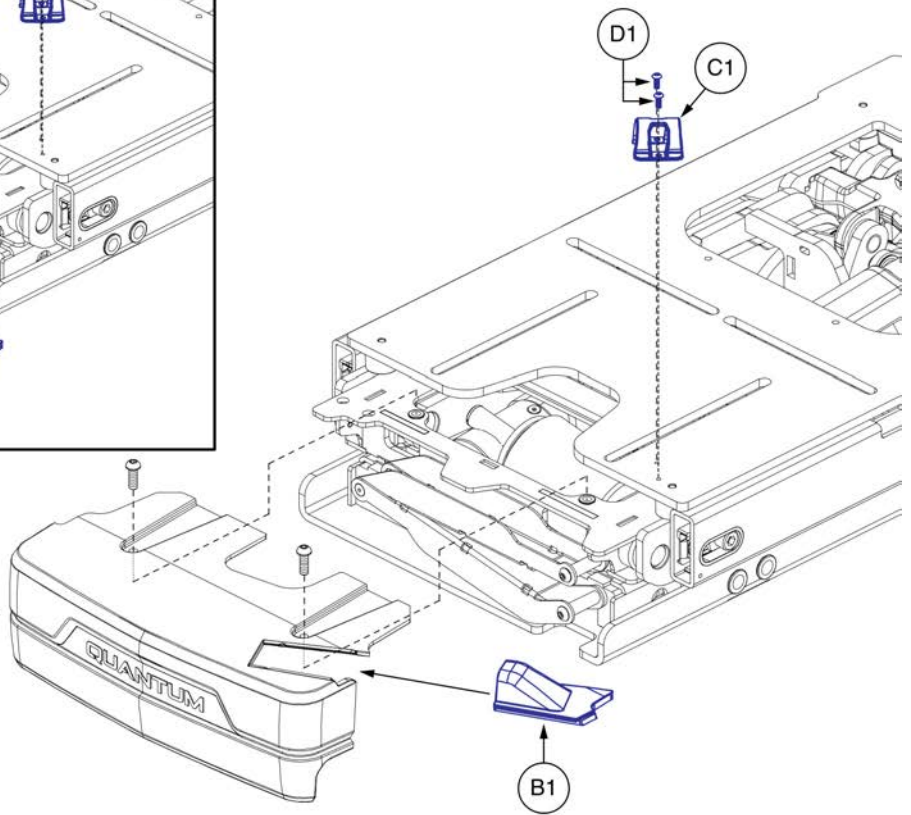


Side Rail Interface Covers, TRU-Balance 4

Item	Part No.	Name	Qty
A1	DGN2009259	COVER,SIDE,BLACK,PLASTIC,PAIR,TRU BALANCE 4 LIFT	1



Serviceable Components



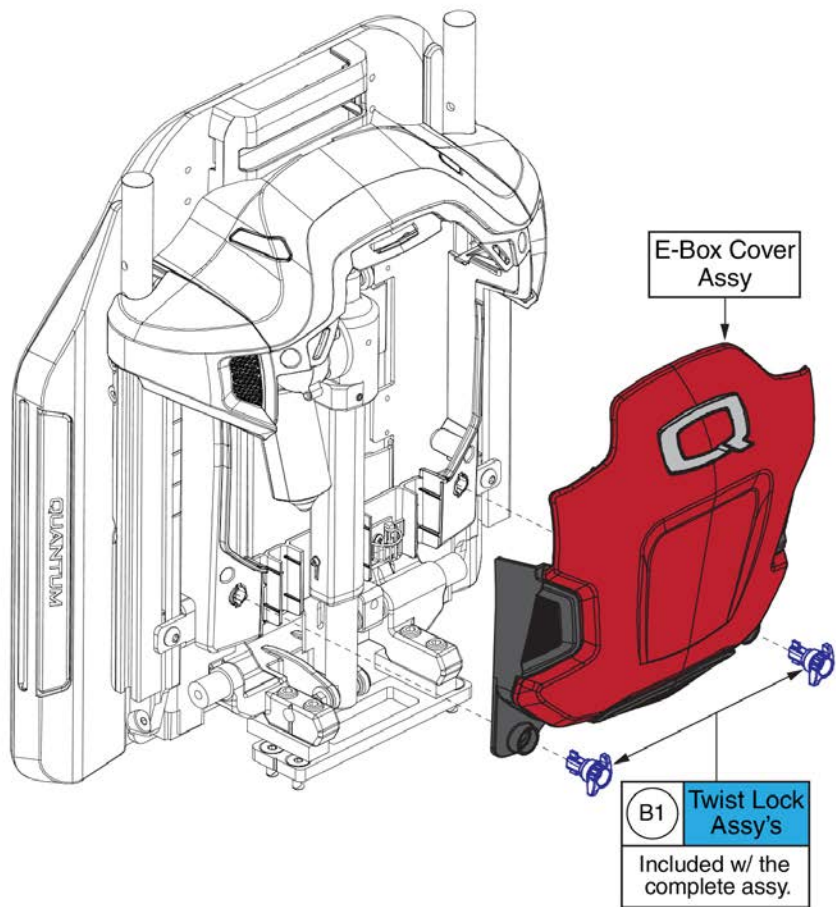
The rear cover and mounting hardware are not available individually. The complete assembly must be selected.

Rear Wire Cover and Guide, TRU-Balance 4

Item	Part No.	Name	Qty
A1	DGN2009141	COVER,ASSY,REAR,PLASTIC,TRU-BALANCE 4 LIFT,W/MOUNTING HARDWARE	1
B1	DGN2003877	REAR SHROUD WIRE GUIDE	1
C1	DGN2002631	17 MM, SADDLE, WIRE GUIDE	1
D1	HDW2004312	SCREW, BUTTON HEAD, M3X0.5 X 8, ISO 7380-1, CL 10.9, BZ, PVTP	2

Painted* E-Box w/ Twist Locks	
Ref#	Color Name
A1a	Back in Black
A1b	Night Train
A1c	Grey Street
A1d	White Satin
A1e	Red Corvette
A1f	Cherry Bomb
A1g	Pretty in Pink
A1h	Raspberry Beret
A1i	Sugar Plum
A1j	Deep Purple
A1k	Midnight Blue
A1l	Electric Blue
A1m	Blue Jean
A1n	Green Machine
A1o	Military Green
A1p	Lemon Crush
A1q	Evolution Orange
A1r	Carbon Fiber
A1s	Digital Camo
A1t	Faded Glory

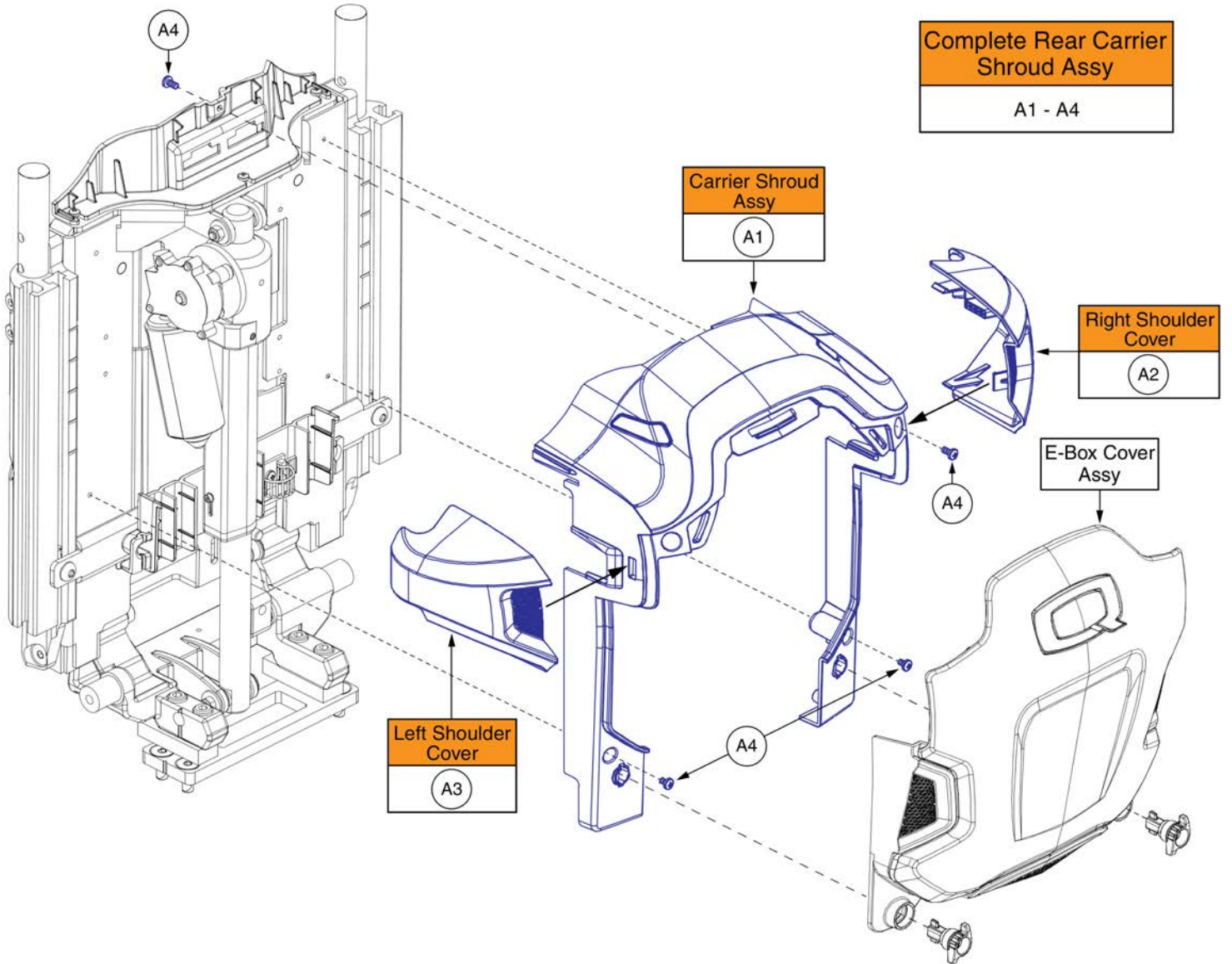
***Please Note:**
 - Colors vary by seating system.
 - Visit www.quantumrehab.com for a model specific breakdown of all available colors or contact Technical Service for more information.



Painted E-Box Shroud Covers, TB3 Redesigned / TRU-Balance 4 Backs

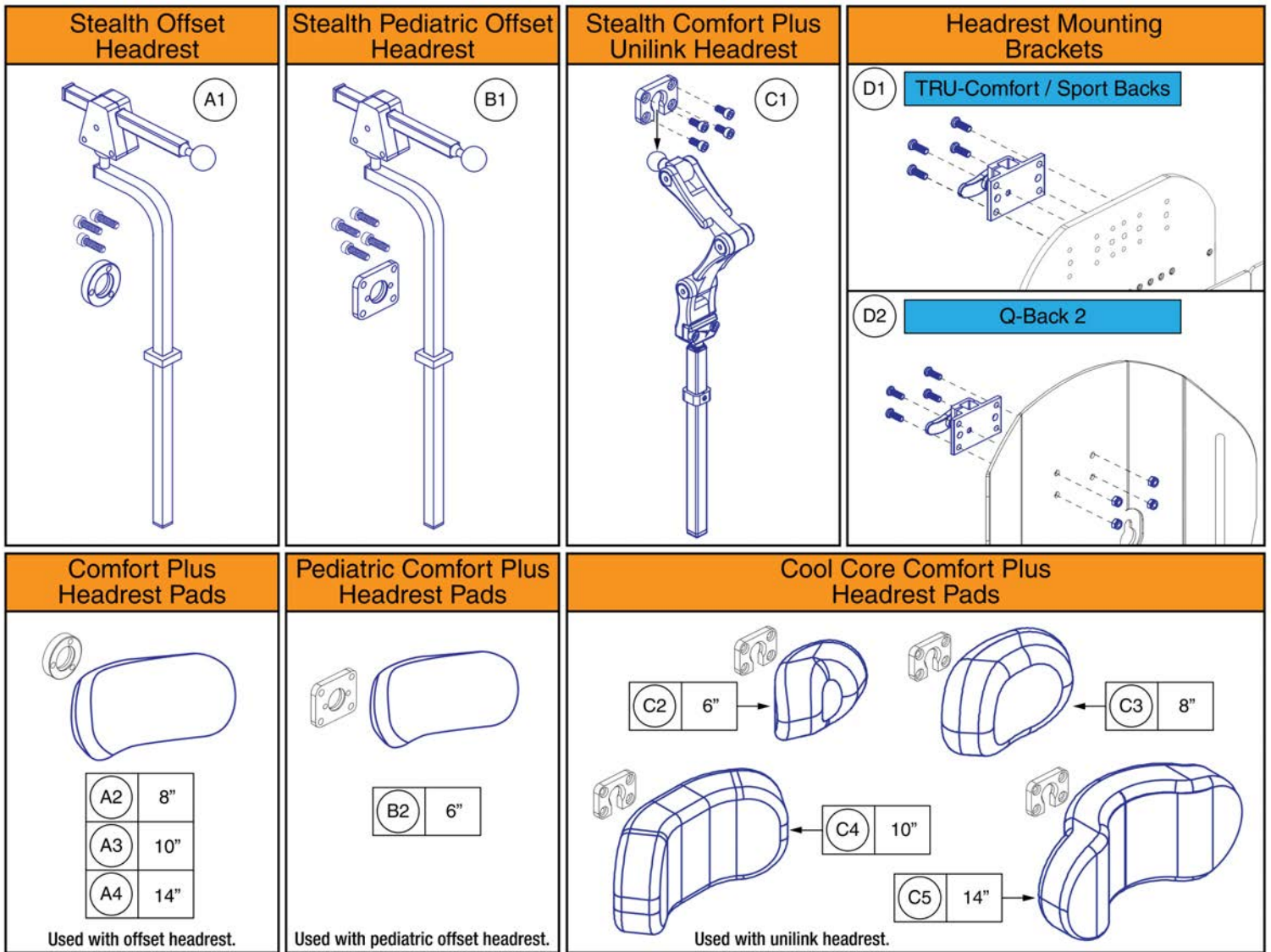
Item	Part No.	Name	Qty
A1a	DGN1714085-PBK1	ELECTRONICS BOX,ASSY,BACK IN BLACK/BLACK,W/MOUNTING HARDWARE	1
A1b	DGN1714085-PBK3	ELECTRONICS BOX,ASSY,NIGHT TRAIN,W/MOUNTING HARDWARE	1
A1c	DGN1714085-PSL3	ELECTRONICS BOX,ASSY,GREY STREET,W/MOUNTING HARDWARE	1
A1d	DGN1714085-PWT2	ELECTRONICS BOX,ASSY,WHITE SATIN,W/MOUNTING HARDWARE	1
A1e	DGN1714085-PRD1	ELECTRONICS BOX,ASSY,RED CORVETTE/CANDY APPLE RED,W/MOUNTING HARDWARE	1
A1f	DGN1714085-PRD4	ELECTRONICS BOX,ASSY,CHERRY BOMB,W/MOUNTING HARDWARE	1
A1g	DGN1714085-PPK3	ELECTRONICS BOX,ASSY,PRETTY IN PINK,W/MOUNTING HARDWARE	1
A1h	DGN1714085-PPK4	ELECTRONICS BOX,ASSY,RASPBERRY BERET,W/MOUNTING HARDWARE	1
A1i	DGN1714085-PPR7	ELECTRONICS BOX,ASSY,SUGAR PLUM,W/MOUNTING HARDWARE	1
A1j	DGN1714085-PPR5	ELECTRONICS BOX,ASSY,DEEP PURPLE,W/MOUNTING HARDWARE	1
A1k	DGN1714085-PBU10	ELECTRONICS BOX,ASSY,MIDNIGHT BLUE,W/MOUNTING HARDWARE	1
A1l	DGN1714085-PBU9	ELECTRONICS BOX,ASSY,ELECTRIC BLUE/TRUE BLUE,W/MOUNTING HARDWARE	1
A1m	DGN1714085-PBU11	ELECTRONICS BOX,ASSY,BLUE JEAN,W/MOUNTING HARDWARE	1
A1n	DGN1714085-PGN11	ELECTRONICS BOX,ASSY,GREEN MACHINE,W/MOUNTING HARDWARE	1
A1o	DGN1714085-PGN8	ELECTRONICS BOX,ASSY,MILITARY GREEN,W/MOUNTING HARDWARE	1
A1p	DGN1714085-PYL4	ELECTRONICS BOX,ASSY,LEMON CRUSH,W/MOUNTING HARDWARE	1
A1q	DGN1714085-POR7	ELECTRONICS BOX,ASSY,EVOLUTION ORANGE,W/MOUNTING HARDWARE	1
A1r	DGN1714085-WCB1	ELECTRONICS BOX,ASSY,CARBON FIBER,W/MOUNTING HARDWARE	1
A1s	DGN1714085-WCM7	ELECTRONICS BOX,ASSY,DIGITAL CAMO,W/MOUNTING HARDWARE	1
A1t	DGN1714085-WFL2	ELECTRONICS BOX,ASSY,FADED GLORY,W/MOUNTING HARDWARE	1
B1	MEC1902176	QUARTER TURN, ASSEMBLY	2

Rear Shroud Assembly, TRU-Balance 4 Backs



Rear Shroud Assembly, TRU-Balance 4 Backs

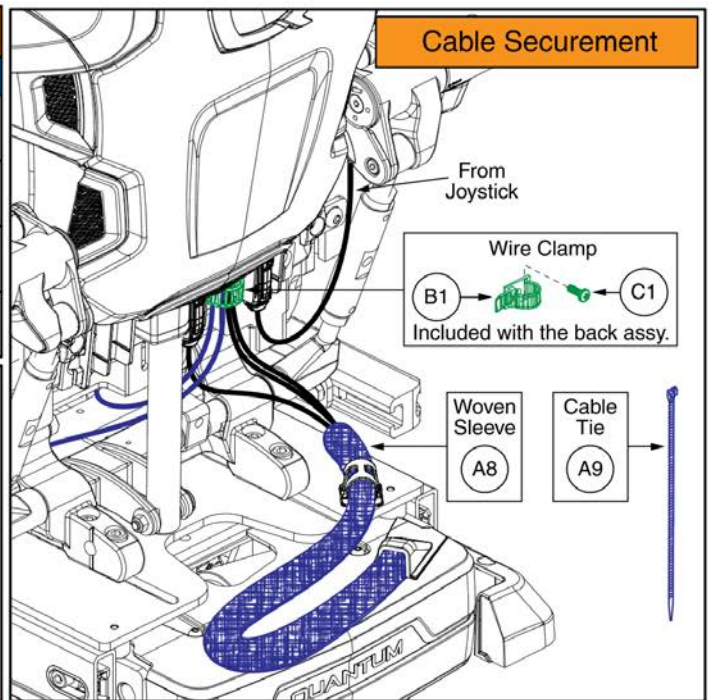
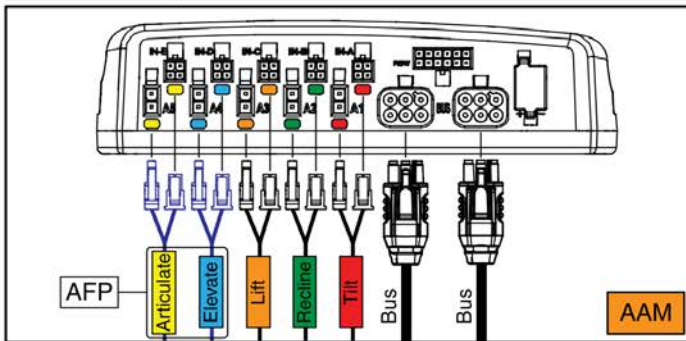
Item	Part No.	Name	Qty
A1 - A4	DGN1904463	REAR SHROUD ASSEMBLY, BACK REFLECTORS, REDESIGNED BACK	1
A1	DGN1900261	UPPER CARRIER WITH REFLECTOR PLUGS, ASSEMBLY, TB4 BACK	1
A2	DGN1714081	ARM COVER, RIGHT, TB4 BACK	1
A3	DGN1714080	ARM COVER, LEFT, TB4 BACK	1
A4	SCRPPH1304	SCREW, PAN HEAD, TYPE H, M4X0.7 X 6, FT, ISO 7045, CL 4.8, BZ	4



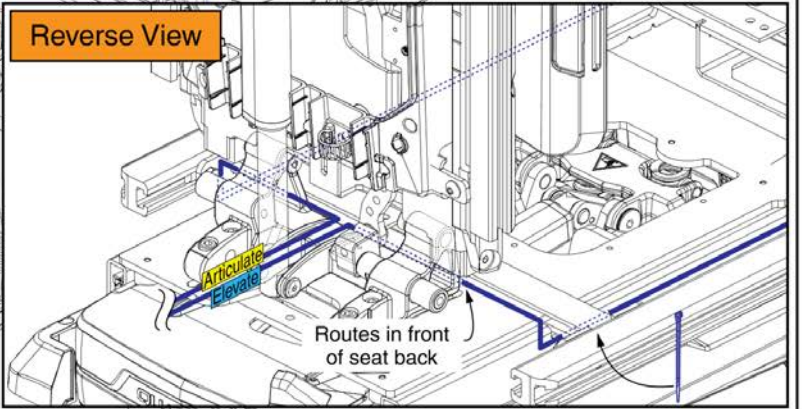
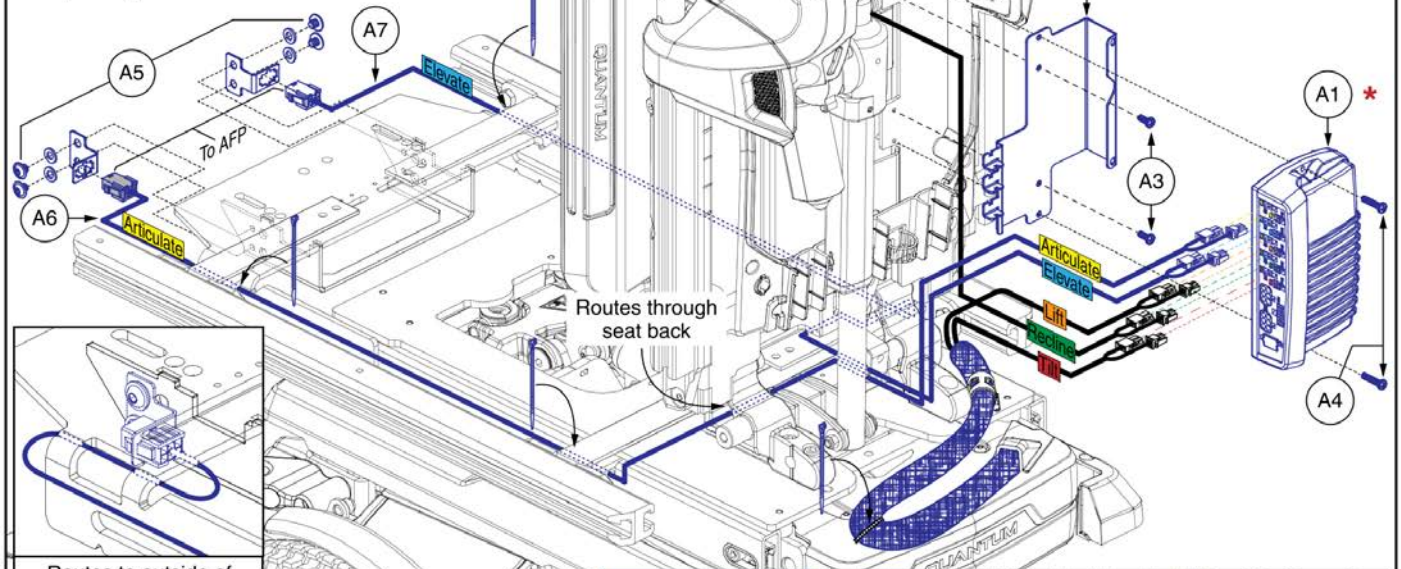
Headrests and Pads, TRU-Balance 4 Seating

Item	Part No.	Name	Qty
A1	HDWASMB1084	KIT,QUANTUM REHAB, OFFSET HEADREST,(STEALTH: HMO475P)	1
A2	POS148484	HEADREST,PAD,8",COMFORT PLUS,(STEALTH:CP450)	1
A3	SETHEAD1057	HEADREST,PAD,10IN,COMFORT PLUS,(STEALTH: CP250)	1
A4	INDPART2327	HEADREST,PAD,14",COMFORT PLUS,(STEALTH:CP150)	1
B1	HDWASMB1166	KIT,QUANTUM REHAB,OFFSET HEADREST,PEDIATRIC,(STEALTH: HMO475P-17)	1
B2	SETHEAD1069	HEADREST,PEDIATRIC,6"L X 4.5"H,(STEALTH: CPN350)	1
C1	ST-UHB2D33200-Q	HARDWARE KIT,ASSY,HEADREST MOUNT,COMFORT PLUS,UNILINK MOUNTING HARDWARE,(STEALTH:ST-UHB2D33200-Q)	1
C2	ST-CP06CCFPM-Q	HEADREST,PAD,PEDIATRIC,6",COMFORT PLUS,COOL CORE,(STEALTH:CP06CCFPM)	1
C3	ST-CP08CCFPM-Q	HEADREST,PAD,8",COMFORT PLUS,COOL CORE(STEALTH:CP08CCFPM)	1
C4	ST-CP10CCFPM-Q	HEADREST,PAD,10",COMFORT PLUS,COOL CORE,(STEALTH:CP10CCFPM)	1
C5	ST-CP14CCFPM-Q	HEADREST,PAD,14",COMFORT PLUS,COOL CORE,(STEALTH:CP14CCFPM)	1
D1	SET150326	HEADREST BRACKET MOUNTING HARDWARE,ASSY,STEALTH,TRU-BALANCE 3	1
D2	SET167884	HEADREST BRACKET MOUNTING HARDWARE,ASSY,STEALTH,Q-BACK	1

Complete Assemblies with Seat Program*		
Ref #	Seating Config.	Power Base
A1 - A9	with Anterior Tilt	Q6 Edge 3 / Stretto
A1 - A9	without Anterior Tilt	Q6 Edge 3 / Stretto
A1 - A9	with Anterior Tilt	4Front 2
A1 - A9	without Anterior Tilt	4Front 2



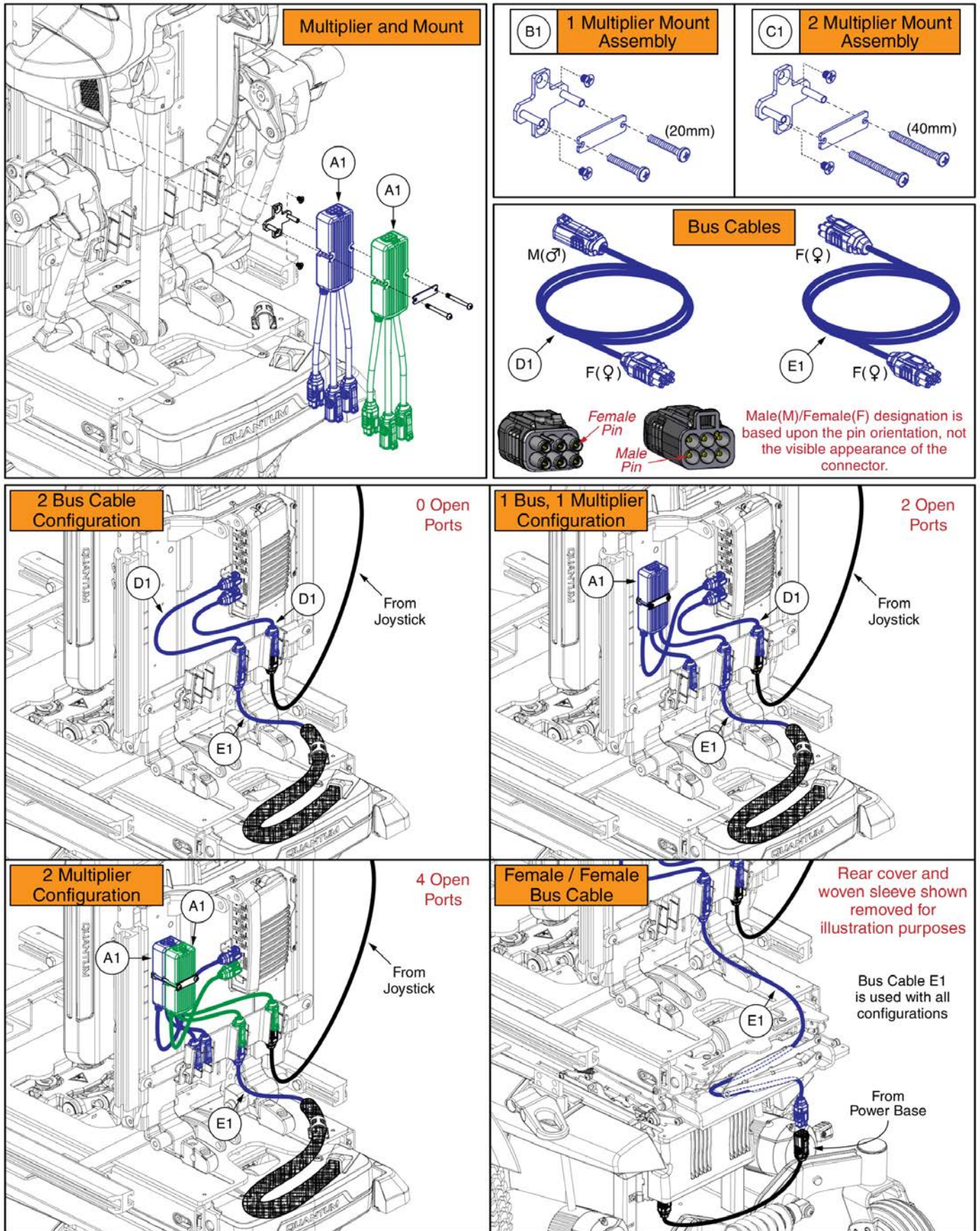
- A5 includes both brackets and mounting hardware
 - The Articulate and Elevate harnesses connect to the corresponding actuators on the AFP



***Important:** The system will need to be recalibrated during replacement.

Complete Electronic Assemblies, TRU-Balance 4

Item	Part No.	Name	Qty
A1 - A9	ELE2100439	ELECTRONIC,ASSY,Q-LOGIC 3/AAM,TRU-BALANCE 4 SEAT,POWER ADJUSTABLE LIFT TILT & RECLINE,DUAL POWER AFP,(CONFIGURATION # 37.1)	1
A1 - A9	ELE2009579	ELECTRONIC,ASSY,Q-LOGIC 3/AAM,TRU-BALANCE 4 SEAT,POWER ADJUSTABLE LIFT TILT & RECLINE,NO ANTERIOR TILT,DUAL POWER AFP,(CONFIGURATION # 37.1)	1
A1 - A9	ELE2100436	ELECTRONIC,ASSY,Q-LOGIC 3/AAM,TRU-BALANCE 4 SEAT,POWER ADJUSTABLE LIFT TILT & RECLINE,DUAL POWER AFP,(CONFIGURATION # 37.1),Q4FRONT	1
A1 - A9	ELE2009581	ELECTRONIC,ASSY,Q-LOGIC 3/AAM,TRU-BALANCE 4 SEAT,POWER ADJUSTABLE LIFT TILT & RECLINE,NO ANTERIOR TILT,DUAL POWER AFP,(CONFIGURATION # 37.1),Q4FRONT	1
A1	CTL143982	ADVANCED ACTUATOR MODULE,Q-LOGIC 3,5 ACTUATOR,(CURTIS: 17952700-5009)	1
A2	MEC156032	AAM STRAIN RELIEF,Q-LOGIC 3,SEATBACK BRACKET ASSEMBLY	1
A3	SCRPPH1036	SCREW, PAN HEAD, TYPE H, M4X0.7 X 8, FT, ISO 7045, CL 4.8, BZ	2
A4	SCRPPH1153	SCREW, PAN HEAD, TYPE H, M4X0.7 X 20, FT, ISO 7045, CL 4.8, BZ	2
A5	ELE2100435	ELECTRONIC,ASSY,DUAL AFP W/MOUNTING BRACKET & HARDWARE,TRU-BALANCE 4	1
A6	ELE2000970	HARNESS, QUANTUM, INTERMEDIATE, AFP W/ FEEDBACK, CLOSED ACTUATOR	1
A7	ELE2001313	HARNESS, QUANTUM, INTERMEDIATE, DUAL ACT. AFP W/ FEEDBACK, OPEN ACTUATOR	1
A8	ELE2101872	ELECTRONIC,SELF WRAPPING,5/8"D,20"L,SPLIT TUBULAR WOVEN SLEEVE,UL94V0,BLACK	1
A9	PLSTIE1004	TIEDOWN STRAP, 200 LG, PLASTIC, BLACK, SPEC NO. 2106329-2-50-175-V2	5
B1	HDW135288	WIRE CLAMP, LADDER STYLE, ADJUSTABLE, BLACK, PLASTIC	1
C1	SCRPPTC1021	SCREW, PAN HEAD, TYPE I CROSS RECESSED, THREAD CUTTING TYPE F, 8 (.164)-32 X .5, ASME B18.6.3, BZ	1

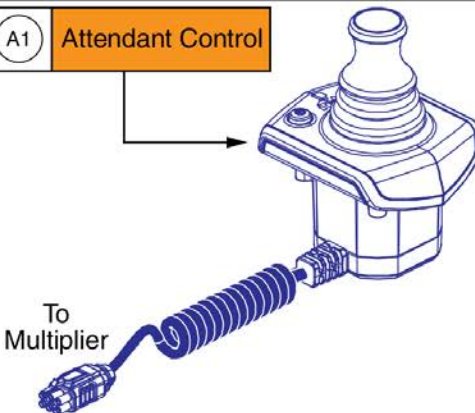


Q-Logic 3 Multiplier Harness, Mounts, & Bus Cables, TRU-Balance 4

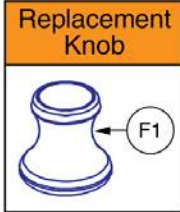
Item	Part No.	Name	Qty
A1	HAR144004	HARNESS,BASE MULTIPLIER Q-LOGIC 3	1
B1	MEC1611656	MULTIPLIER STUD MOUNT ASSEMBLY,PRIMARY	1
C1	MEC1611657	MULTIPLIER STUD MOUNT ASSEMBLY,PRIMARY & SECONDARY	1
D1	HAR144005	HARNESS, BUS EXTENSION CABLE, Q-LOGIC 3, 0.410 METER, MALE/FEMALE, (CURTIS: 17881362-01-01)	1
E1	HAR144000	HARNESS, BUS CABLE, Q-LOGIC 3, 1.1 METER, FEMALE / FEMALE, (CURTIS: 17881361-01-01)	1

Q-Logic 3 Attendant Control & Mounts for TB3 & TRU-Balance 4 Seating Systems

A1 Attendant Control



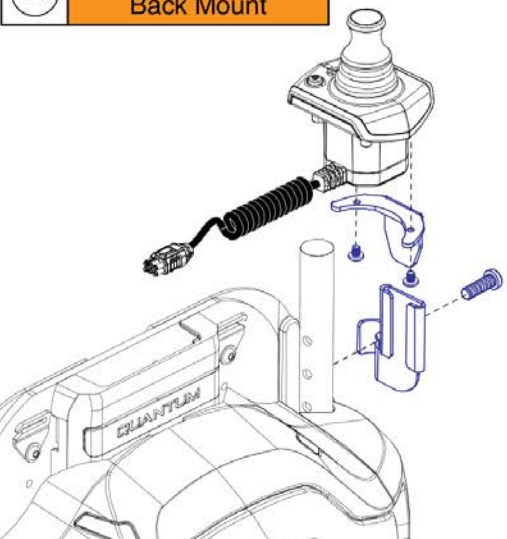
Replacement Knob



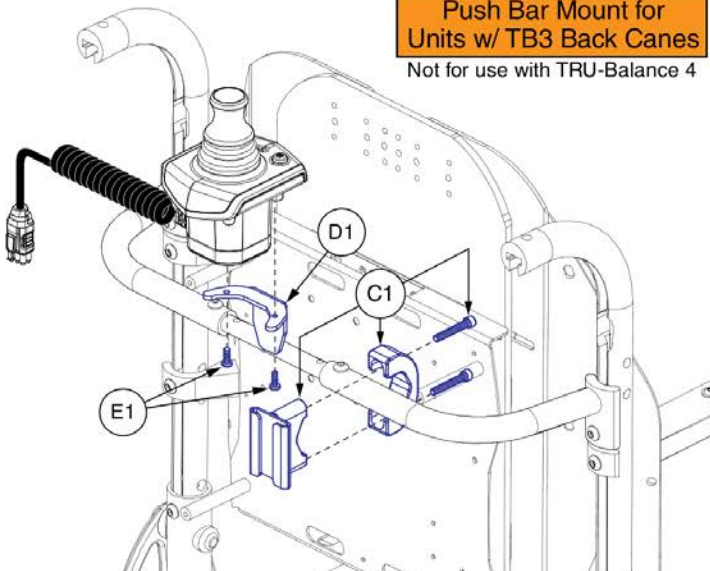
Attendant Control Notes:

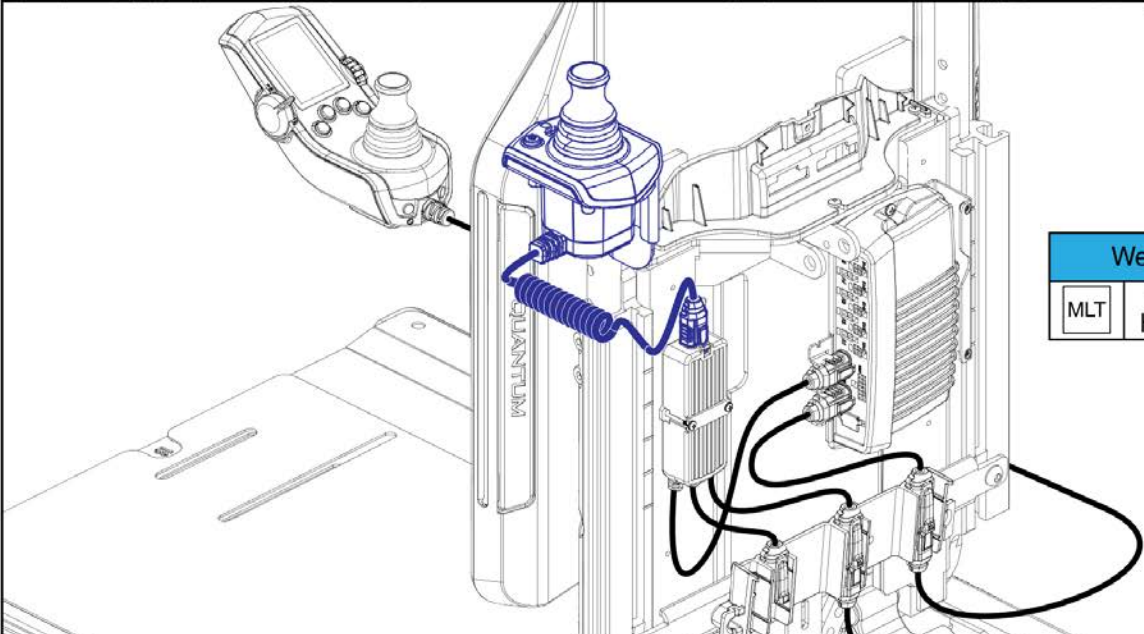
- Mounting options are listed below.
- Must be used in conjunction with an Enhanced Display or Q-Logic 3 Joystick.
- A multiplier harness is required. See the seating system multiplier page for selection.
- The Attendant Control is equipped with a "Curly" bus cable.

B1 TB3 / TRU-Balance 4 Back Mount



Push Bar Mount for Units w/ TB3 Back Canes
Not for use with TRU-Balance 4





TRU-Balance 4 Shown

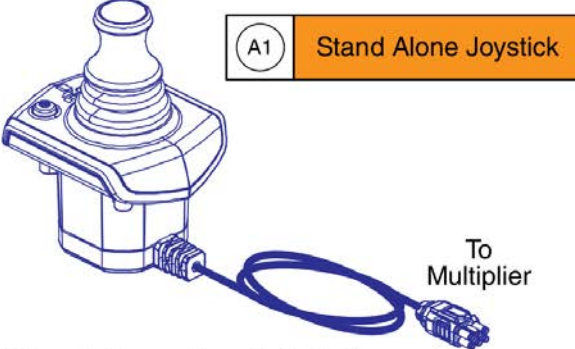
Web Link

MLT	Multiplier Harnesses
-----	----------------------

Q-Logic 3 Attendant Joystick & Mount

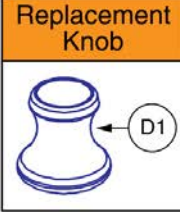
Item	Part No.	Name	Qty
A1	CTL143981	ATTENDANT CONTROL MODULE,Q-LOGIC 3,(CURTIS:17962700-2109)	1
B1	MEC125270	MOUNTING BRACKET,ASSY,ATTENDANT CONTROL,TRU-BALANCE 3	1
C1	FRMASMB10455	MOUNTING BRACKET,ASSY,ATTENDANT CONTROL,C-1010-285	1
D1	DWR1010D298	MOUNTING BRACKET,ATTENDANT BRACKET,CURTIS STAND ALONE JOYSTICK,D-1010-298	1
E1	SCRPPH1036	SCREW, PAN HEAD, TYPE H, M4X0.7 X 8, FT, ISO 7045, CL 4.8, BZ	2
F1	DGN154742	JOYSTICK, KNOB, Q-LOGIC 3, 6.35MM-ID, (CURTIS: 17519114-01)	1
MLT		WEB LINK,IPB,QL3 MULTIPLIER HARNESSSES (This is not an orderable part, see IPB)	0

Q-Logic 3 Stand Alone Joystick




A1 Stand Alone Joystick

Replacement Knob

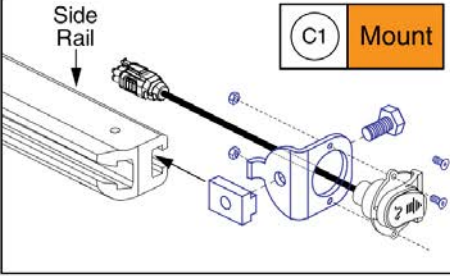


D1

Charging / Programming Harness & Side Rail Mount



B1 Harness



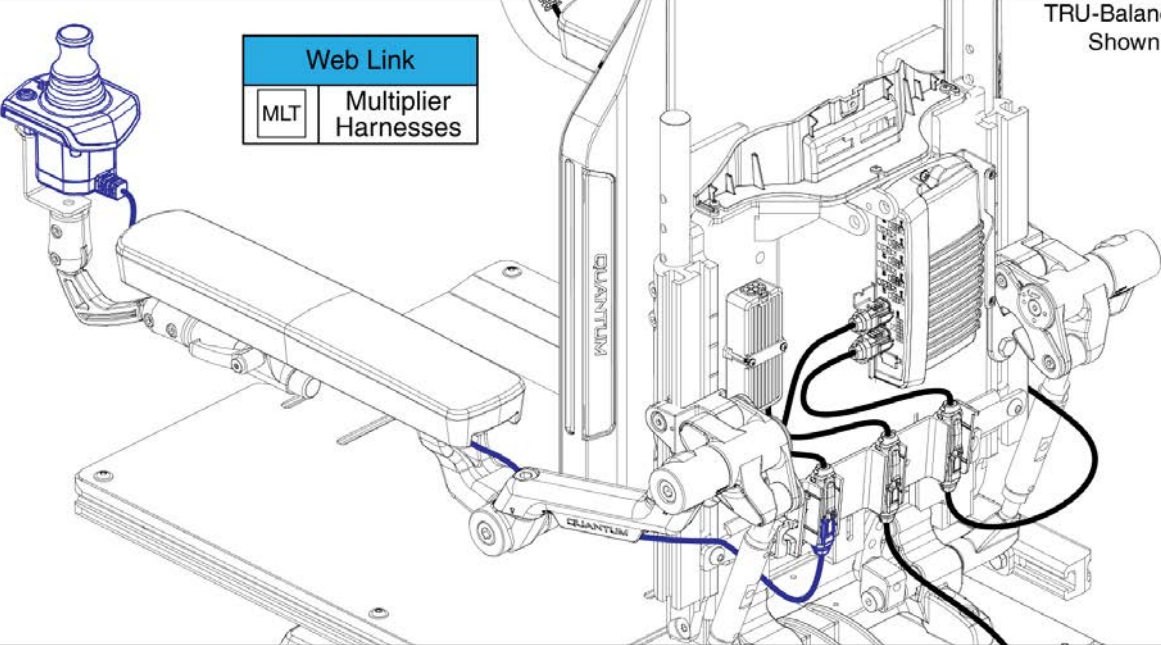
C1 Mount

Stand Alone Joystick Notes:

- Must be used in conjunction with an Enhanced Display or Q-Logic 3 Joystick.
- A multiplier harness is required. See the seating system multiplier page for selection.
- The Stand Alone Joystick mounts to the seating system arms. The joystick mounting options are contained within the Power Base IPB Joystick Mounts & Receivers Sections.

Web Link

MLT	Multiplier Harnesses
-----	----------------------

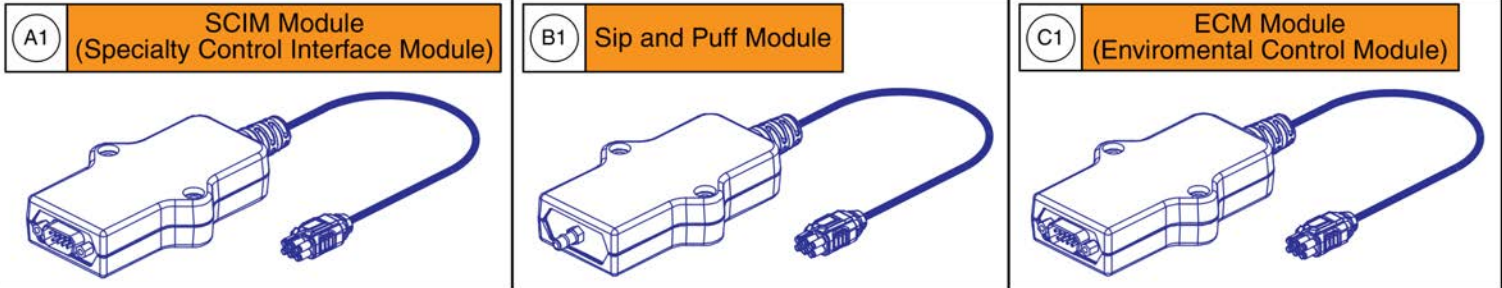


TRU-Balance 4 Shown

Q-Logic 3 Standalone Joystick

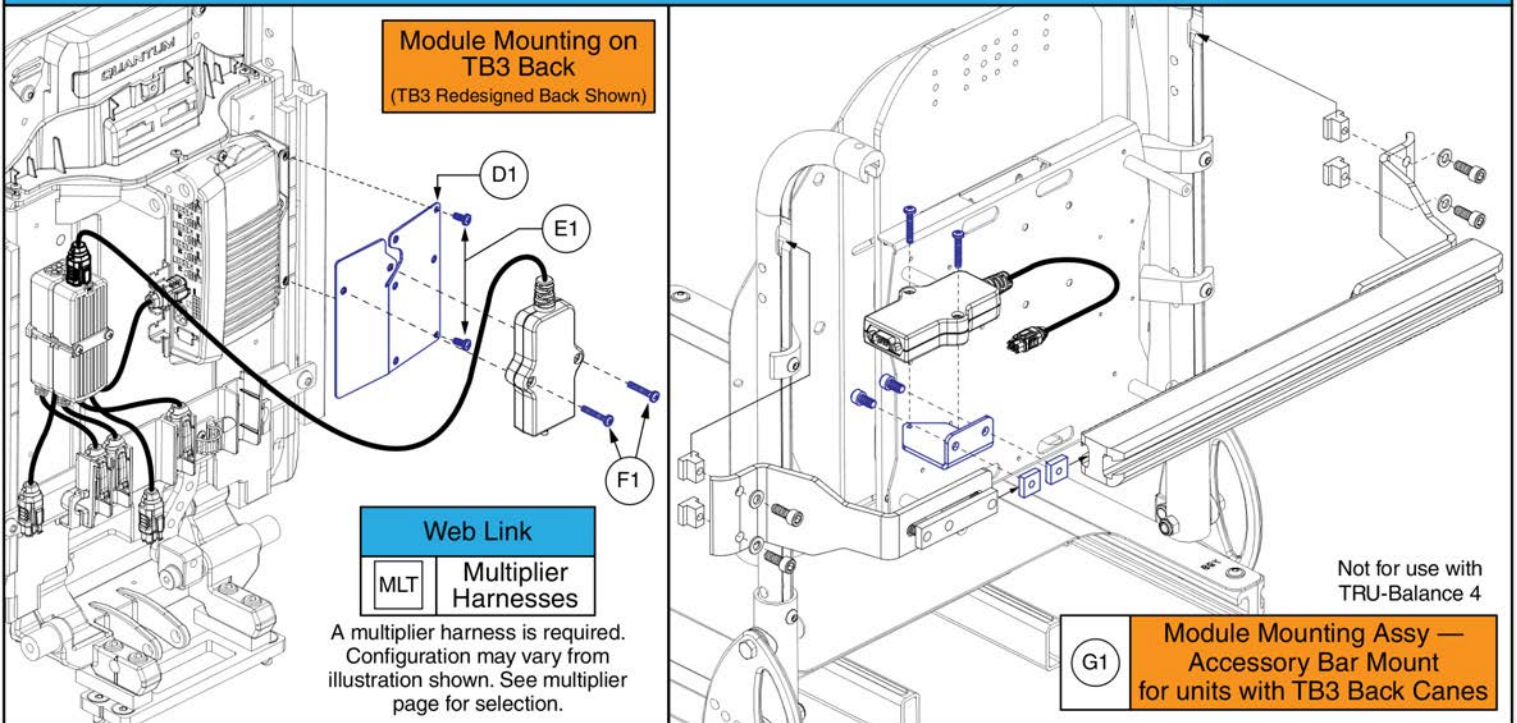
Item	Part No.	Name	Qty
A1	CTL143980	STANDALONE JOYSTICK, Q-LOGIC 3, (CURTIS: 17953700-1109)	1
B1	HAR144001	HARNESS, CHARGER/PROGRAMMER, Q-LOGIC 3, 0.9 METER,(CURTIS: 17880701)	1
C1	FRMASMB11156	MOUNTING BRACKET,ASSY,STAND ALONE JOYSTICK,SIDE RAIL MOUNT,C-1360-163	1
D1	DGN154742	JOYSTICK, KNOB, Q-LOGIC 3, 6.35MM-ID, (CURTIS: 17519114-01)	1
MLT		WEB LINK,IPB,QL3 MULTIPLIER HARNESES (This is not an orderable part, see IPB)	0

Alternative Control Modules



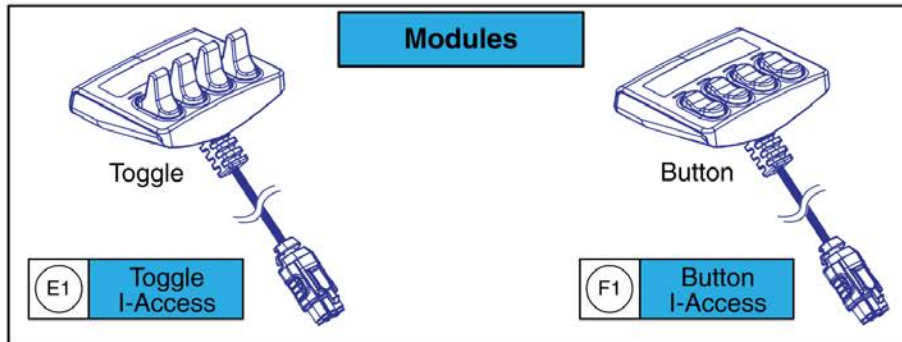
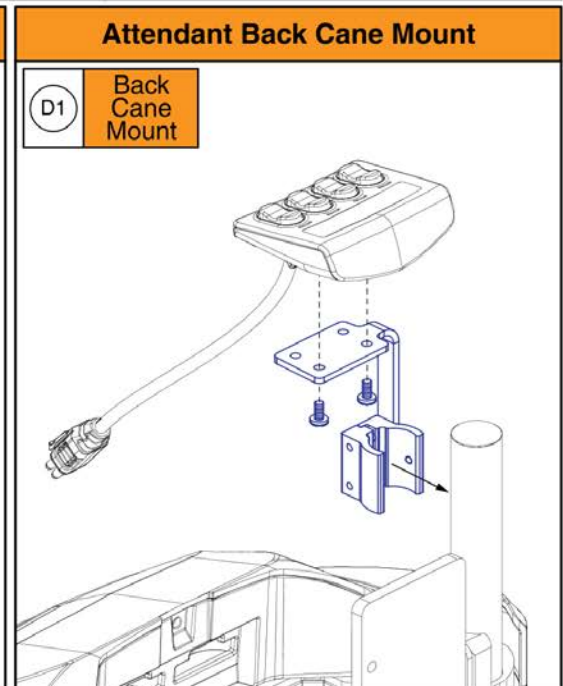
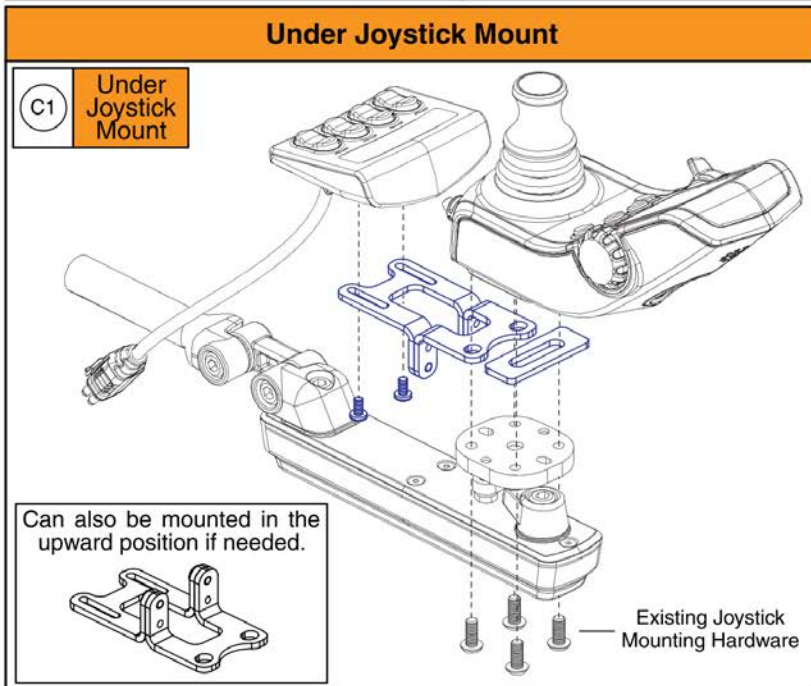
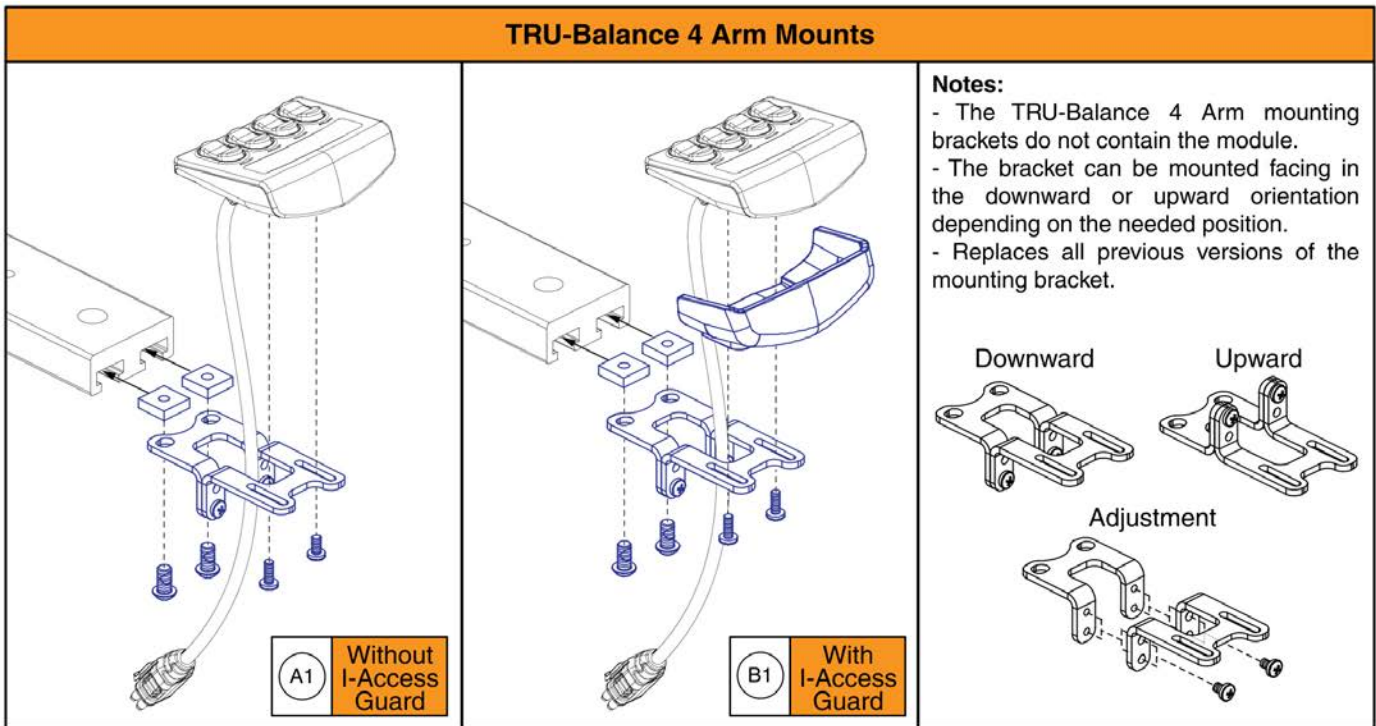
Note: Mounting a combination of the ECM, SCIM, and Sip & Puff modules simultaneously is only available through SOF.

Alternative Control Module Mounts for TB3 & TRU-Balance 4 Seating System



Q-Logic 3 SCIM, Sip & Puff, & ECM Modules & Mounts

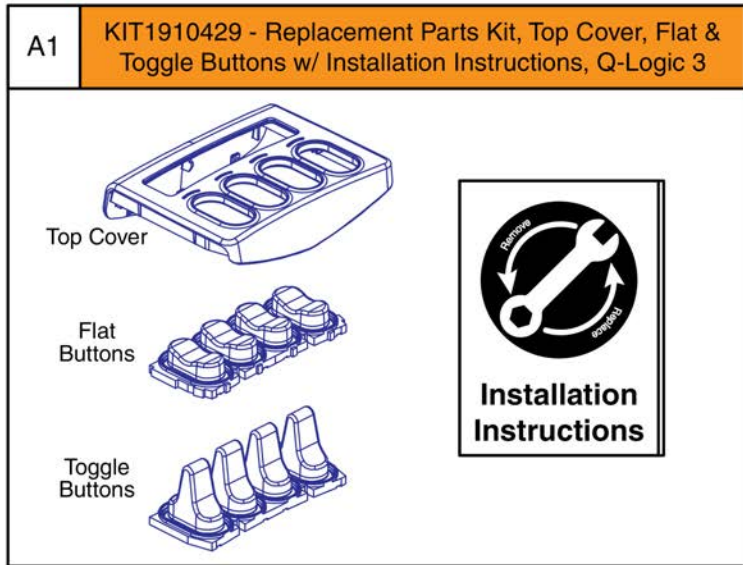
Item	Part No.	Name	Qty
A1	CTL143988	SPECIALTY CONTROL INTERFACE MODULE,Q-LOGIC 3,(SCIM),(CURTIS:17950700-1009)	1
B1	CTL143990	SIP & PUFF MODULE,Q-LOGIC 3,(CURTIS:17961700-0009)	1
C1	CTL143989	ENVIRONMENTAL CONTROL MODULE, Q-LOGIC 3	1
D1	MEC162072	SPECIALTY CONTROLS SEATBACK BRACKET LID ASSEMBLY	1
E1	SCRPPH1163	SCREW, PAN HEAD, TYPE H, M4X0.7 X 10, FT, ISO 7045, CL 4.8, BZ	2
F1	SCRPPH1103	SCREW, PAN HEAD, TYPE H, M4X0.7 X 25, FT, ISO 7045, CL 4.8, BZ	2
G1	MEC138192	BRACKET,ASSY,SCIM,ACCESSORY BAR MOUNT,TRU-BALANCE 3	1
MLT		WEB LINK,IPB,QL3 MULTIPLIER HARNESSSES (This is not an orderable part, see IPB)	0



I-Access & 4-Function Seating Modules & Mounts, TRU-Balance 4

Item	Part No.	Name	Qty
A1	MEC1906531	MOUNTING BRACKET,ASSY,4-FUNCTION PUSH BUTTON/IACCESS,FOR NEW FLIP BACK ARM,W/HARDWARE	1
B1	MEC2001392	MOUNTING BRACKET,ASSY,4-FUNCTION PUSH BUTTON/IACCESS,FOR NEW FLIP BACK ARM,W/GUARD	1
C1	MEC1907500	MOUNTING BRACKET,ASSY,4-FUNCTION PUSH BUTTON/IACCESS,JOYSTICK MOUNT,W/HARDWARE	1
D1	MEC1906564	MOUNTING BRACKET,ASSY,4-FUNCTION PUSH BUTTON/IACCESS,ATTENDANT MOUNT,W/HARDWARE	1
E1	CTL144010	IACCESS ENHANCED SWITCH MODULE,Q-LOGIC 3,TOGGLE BUTTON,(CURTIS:17966700-4109)	1
F1	CTL144009	IACCESS ENHANCED SWITCH MODULE,Q-LOGIC 3,FLAT BUTTON,(CURTIS:17966700-4009)	1

A1 KIT1910429 - Replacement Parts Kit, Top Cover, Flat & Toggle Buttons w/ Installation Instructions, Q-Logic 3



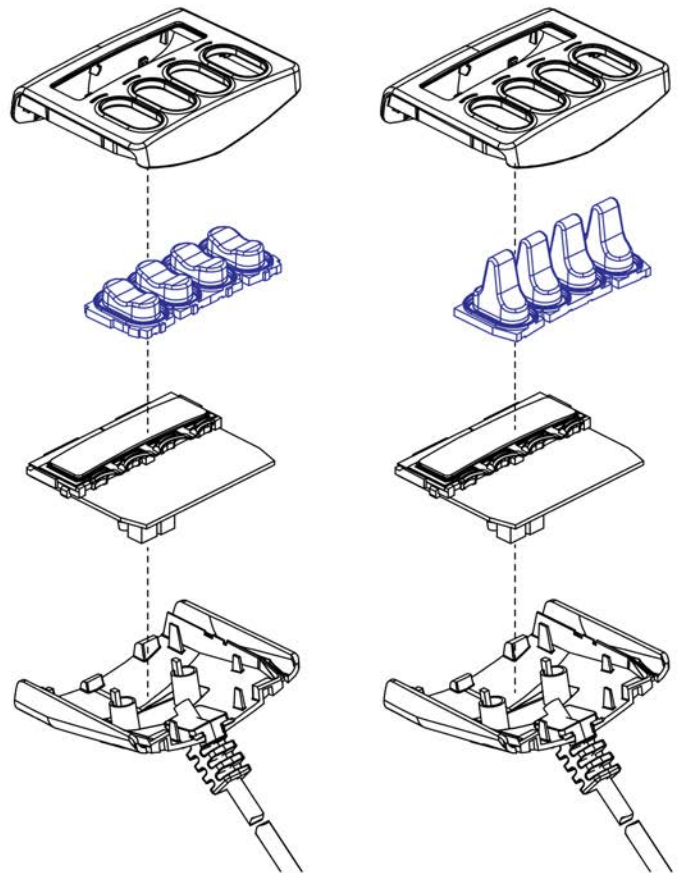
Top Cover

Flat Buttons

Toggle Buttons

Installation Instructions

See the Installation Instructions for a step by step guide to removing and replacing the buttons.

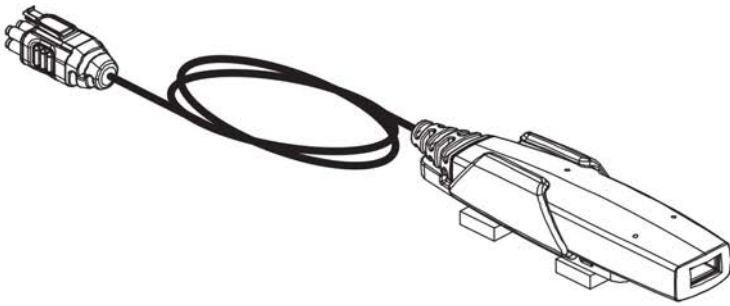


I-Access Toggle and Button Replacement Kit

Item	Part No.	Name	Qty
A1	KIT1910429	IACCESS, REPLACEMENT PARTS KIT, TOP COVER. FLAT & TOGGLE BUTTONS W/ INSTALLATION INSTRUCTIONS, Q-LOGIC 3	1

Q-Logic 3 USB Charger Module Assy

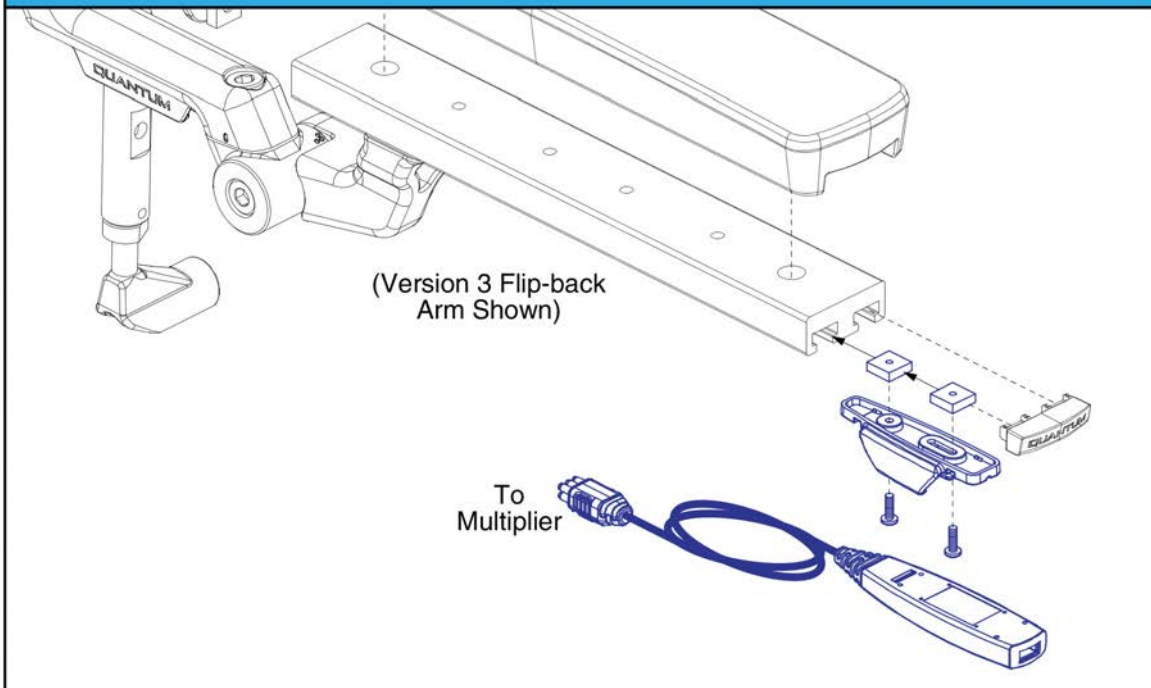
A1 Complete USB Charger Module Assy



USB Charger Module Notes:

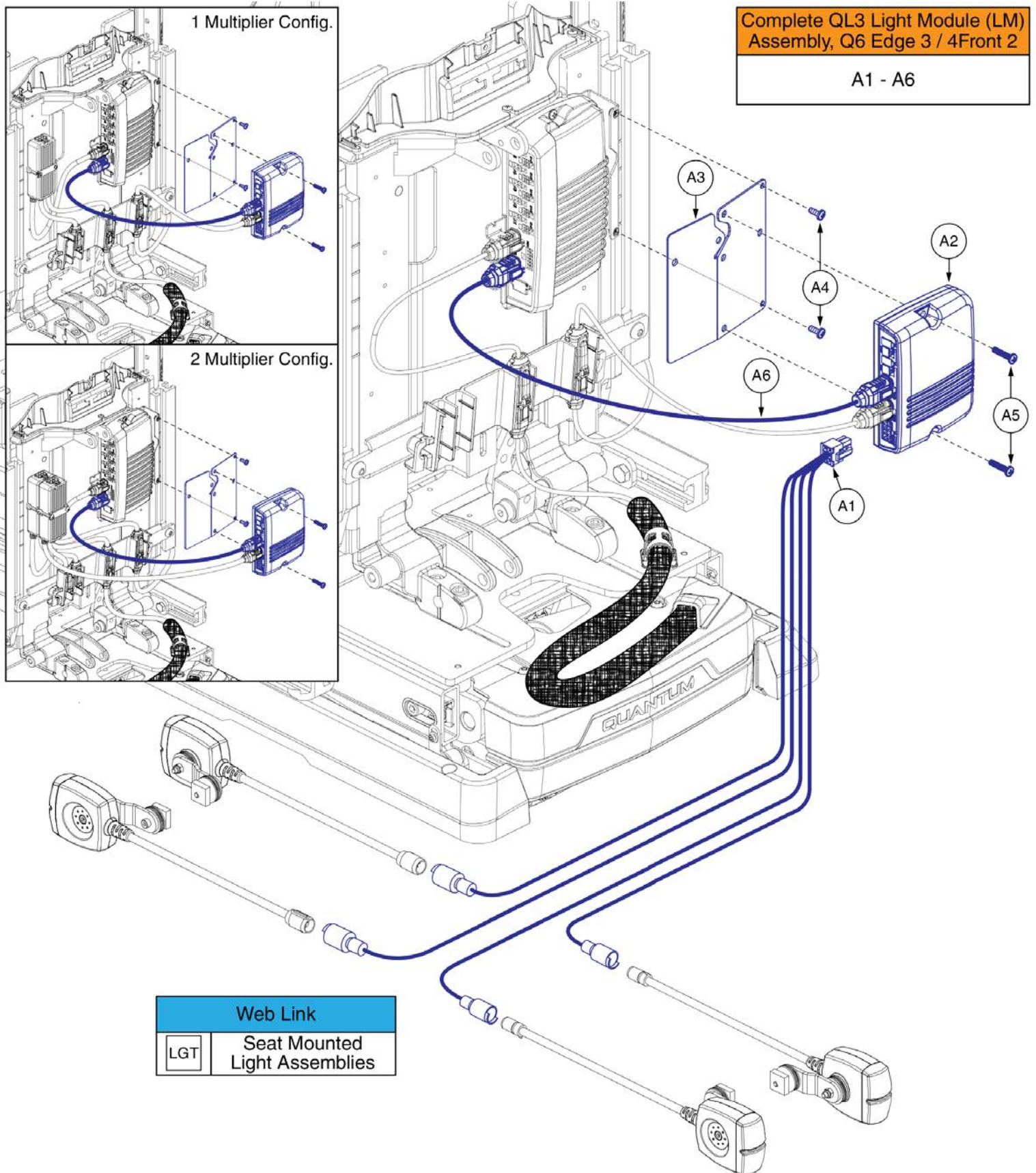
- The assembly includes the slot-nut mounting hardware and the installation instructions.
- The assembly can mount to any channel that accepts slot / t-nut hardware.
- It is recommended to mount the module in an area that is not susceptible to impacts or snags.
- A multiplier harness is required for operation.
- The usb charger is rated at 1A.
- The module output is switched on when the Q-Logic system is powered on.

Standard (Recommended) Q-Logic 3 USB Charger Module Assy Arm Mounting



Q-Logic 3 USB Charger Module Assy

Item	Part No.	Name	Qty
A1	ELE168069	ELECTRONIC,ASSY,USB CHARGER,Q-LOGIC 3,W/MOUNTING BRACKET,HARDWARE	1



Complete QL3 Light Module (LM)
Assembly, Q6 Edge 3 / 4Front 2

A1 - A6

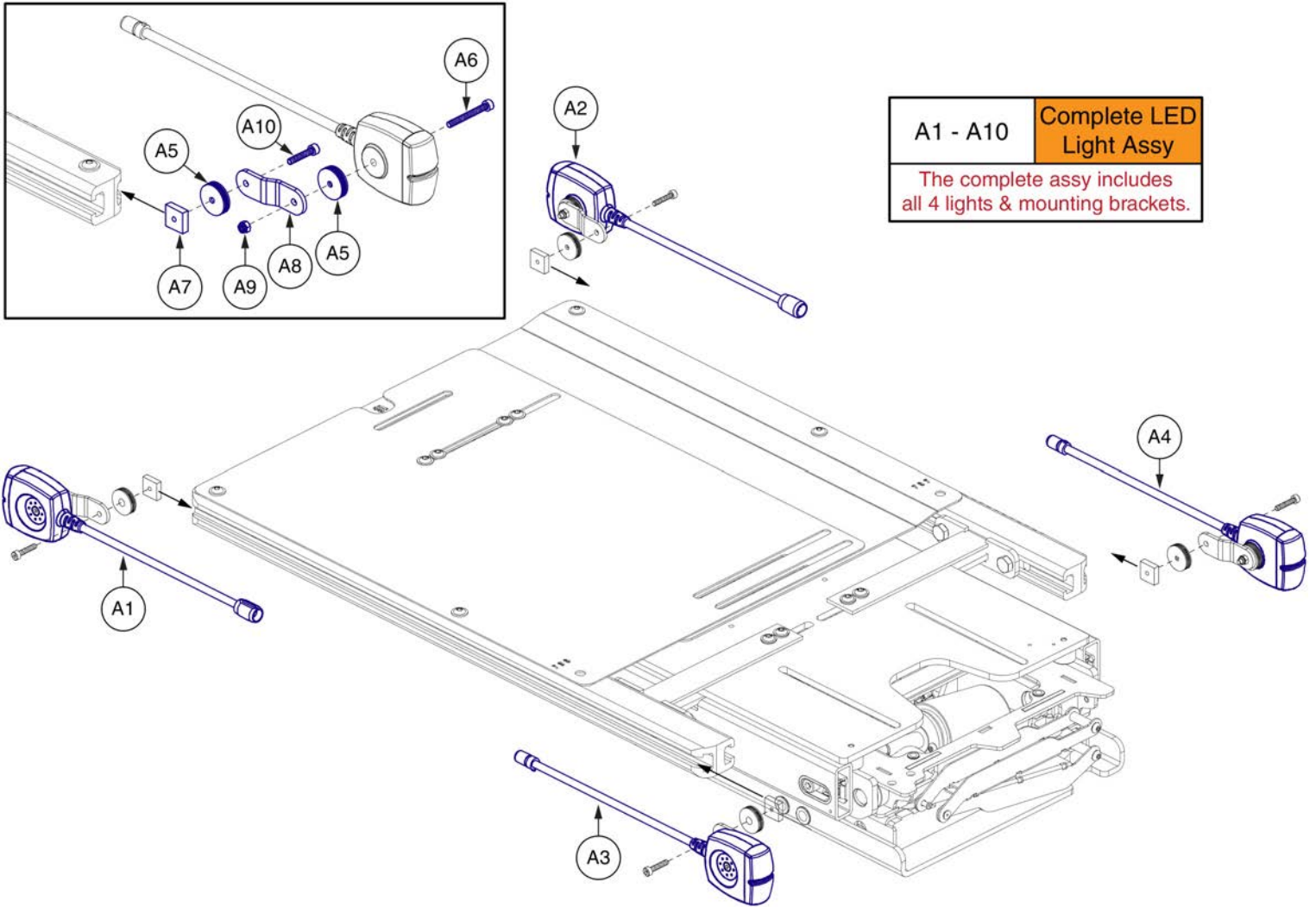
1 Multiplier Config.

2 Multiplier Config.

Web Link	
LGT	Seat Mounted Light Assemblies

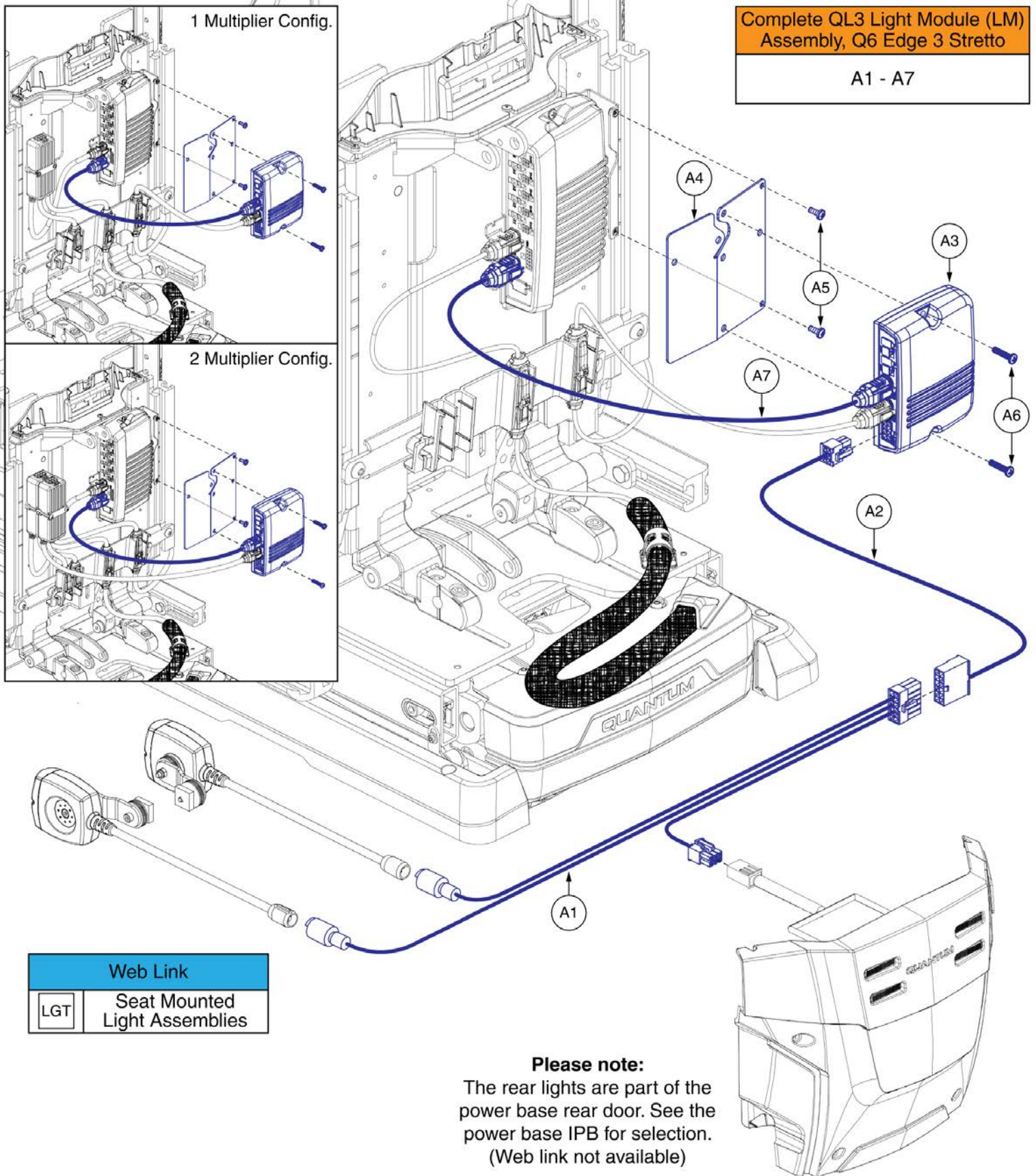
Lighting Module & Harnesses, Q6 Edge 3 / 4Front 2, TRU-Balance 4

Item	Part No.	Name	Qty
A1 - A6	ELE167794	ELECTRONIC,ASSY,Q-LOGIC 3/LM,TRU-BALANCE 3,W/POWER OPTIONS	1
A1	ELE168114	HARNESS, FULL LIGHT, LED, SEATING SYSTEM W/O LIFT, QL3	1
A2	CTL143986	LIGHT MODULE,Q-LOGIC 3,LM,(CURTIS:17963700-0109)	1
A3	MEC162072	SPECIALTY CONTROLS SEATBACK BRACKET LID ASSEMBLY	1
A4	SCRPPH1163	SCREW, PAN HEAD, TYPE H, M4X0.7 X 10, FT, ISO 7045, CL 4.8, BZ	2
A5	SCRPPH1153	SCREW, PAN HEAD, TYPE H, M4X0.7 X 20, FT, ISO 7045, CL 4.8, BZ	2
A6	HAR143994	HARNESS, BUS EXTENSION CABLE, Q-LOGIC 3, 0.3 METER, FEMALE/FEMALE, (CURTIS: 17881361-01-02)	1
LGT		WEB LINK,SEAT MOUNTED LIGHT ASSEMBLIES (This is not an orderable part, see IPB)	0



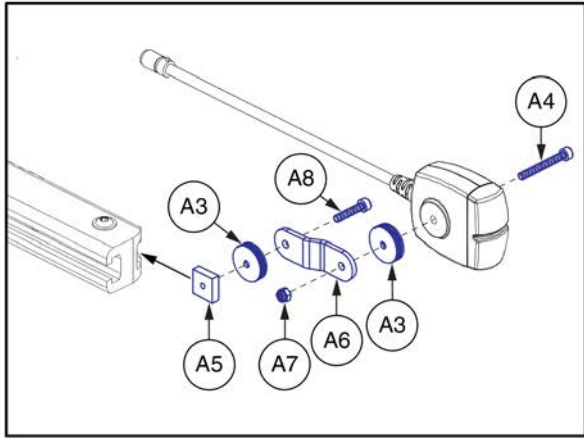
Edge 3 / 4 Front 2 Seat Mounted Lights, TRU-Balance 4

Item	Part No.	Name	Qty
A1 - A10	ELE131477	FULL LIGHT,ASSY,LED LIGHTS,TRU-BALANCE 3	1
A1	ELEASMB7120023	FULL LIGHT,ASSY,WHITE/AMBER,LED E-MARKED LIGHTS,SYNERGY,FRONT/LEFT,ELEASMB7120023	1
A2	ELEASMB7120024	FULL LIGHT,ASSY,WHITE/AMBER,LED LIGHTS,SYNERGY,FRONT/RIGHT,ELEASMB7120024	1
A3	ELEASMB7120025	LIGHT,ASSY,RED/AMBER,LED E-MARKED LIGHTS,SYNERGY,REAR/LEFT,ELEASMB7120025	1
A4	ELEASMB7120026	LIGHT,ASSY,RED/AMBER,LED E-MARKED LIGHTS,SYNERGY,REAR/RIGHT,ELEASMB7120026	1
A5	DWR1010B161	SPACER,BLACK,PLASTIC,0.157" ID X 0.866" OD X 0.22" TH,B-1010-161	8
A6	SCRSHCS1237	SCREW, SOCKET HEAD, M4X0.7 X 35, ISO 4762, CL 12.9, BZ	4
A7	MEC121720	NUT,T-SLOT,M4 X 0.7,TRU-BALANCE 3	4
A8	MEC131475	LIGHT BRACKET,TRU-BALANCE 3	4
A9	NUTNYLK1065	NUT, LOCK, M4X0.7, ISO 10511, CL 04, BZ, PVTP	4
A10	SCRSHCS1096	SCREW, SOCKET HEAD, M4X0.7 X 20, ISO 4762 CL 12.9, BZ	4

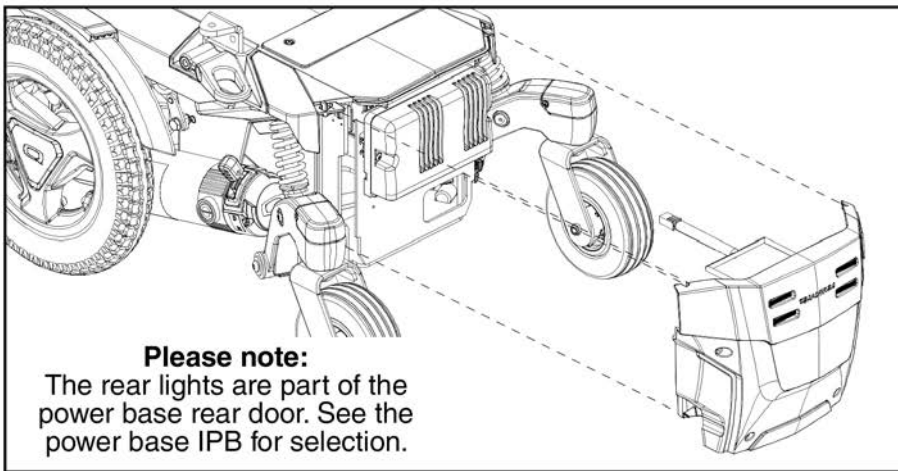
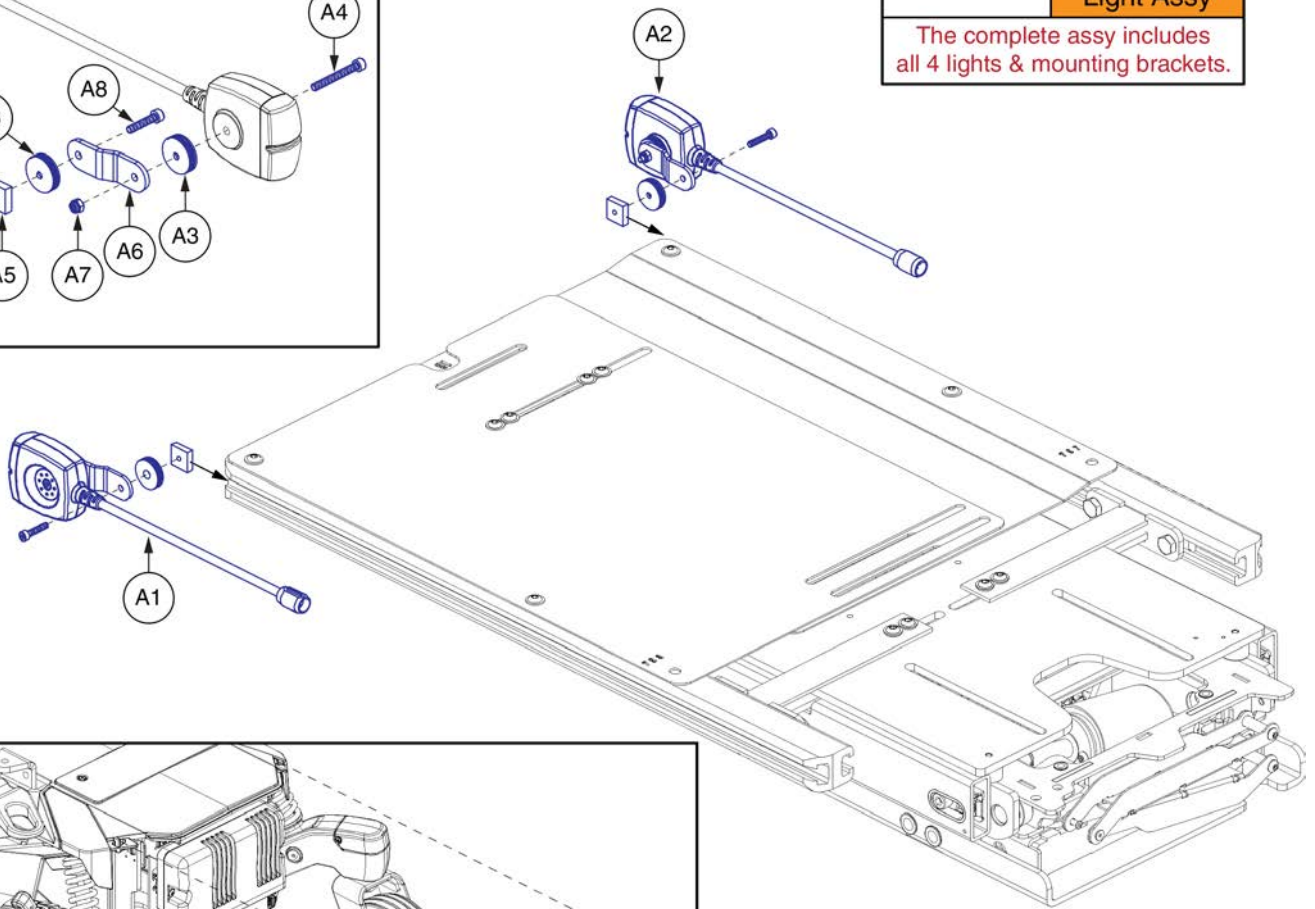


Light Module & Harnesses, Q6 Edge 3 Stretto, TRU-Balance 4

Item	Part No.	Name	Qty
A1 - A7	ELE1905835	ELECTRONIC,ASSY,Q-LOGIC 3/LM,TRU-BALANCE 3,W/POWER OPTIONS,W/LIFT,Q6EDGE 3 STRETTO	1
A1	ELE1808585	HARNESS, LIGHT INTERFACE, EDGE MINI, REAR SEAT MODULE, W/LIFT	1
A2	ELE1808813	HARNESS, LIGHT MODULE INTERFACE, QL3, EDGE MINI	1
A3	CTL143986	LIGHT MODULE,Q-LOGIC 3,LM,(CURTIS:17963700-0109)	1
A4	MEC162072	SPECIALTY CONTROLS SEATBACK BRACKET LID ASSEMBLY	1
A5	SCRPPH1163	SCREW, PAN HEAD, TYPE H, M4X0.7 X 10, FT, ISO 7045, CL 4.8, BZ	2
A6	SCRPPH1153	SCREW, PAN HEAD, TYPE H, M4X0.7 X 20, FT, ISO 7045, CL 4.8, BZ	2
A7	HAR143994	HARNESS, BUS EXTENSION CABLE, Q-LOGIC 3, 0.3 METER, FEMALE/FEMALE, (CURTIS: 17881361-01-02)	1
LGT		WEB LINK,SEAT MOUNTED LIGHT ASSEMBLIES (This is not an orderable part, see IPB)	0



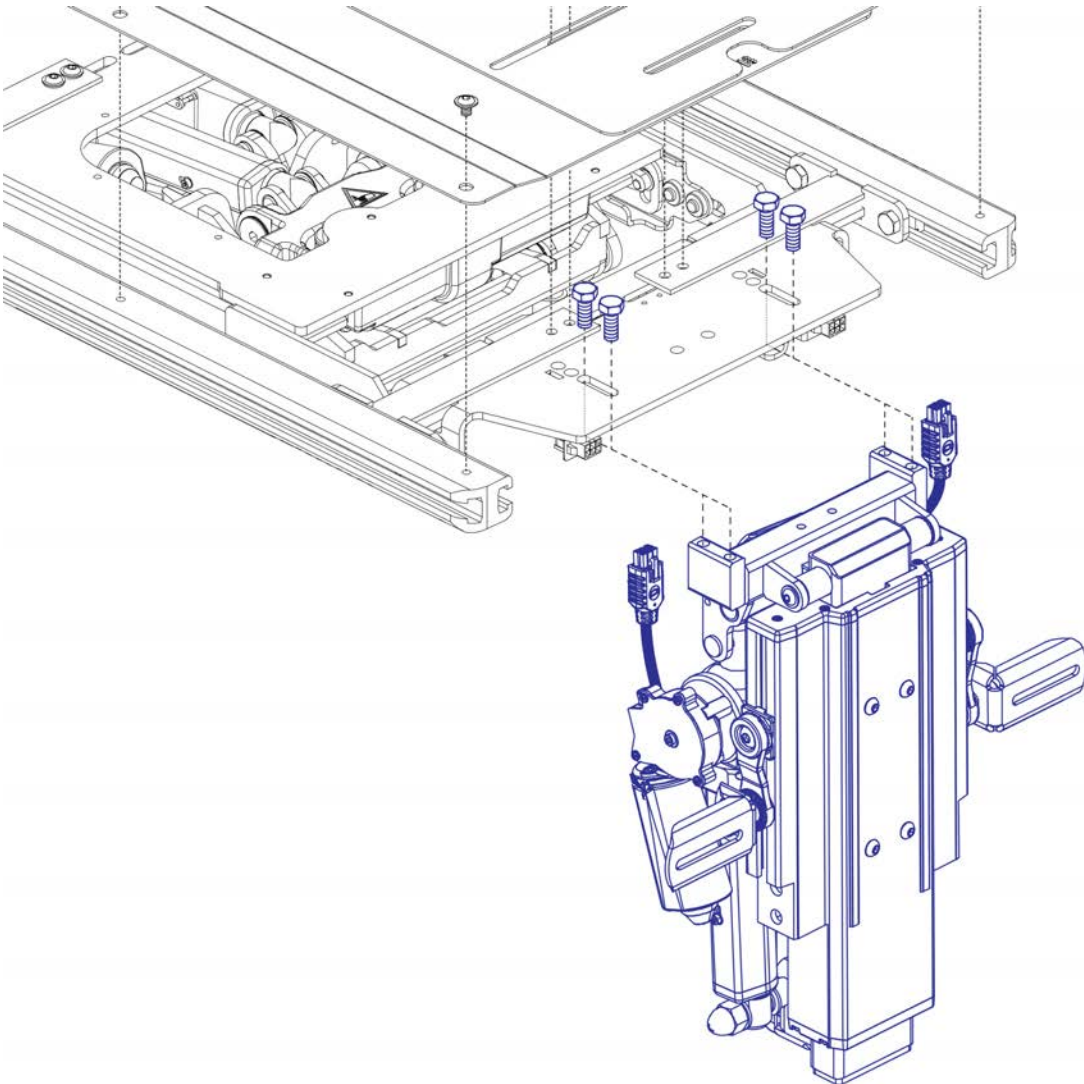
A1 - A8	Complete LED Light Assy
The complete assy includes all 4 lights & mounting brackets.	



Please note:
The rear lights are part of the power base rear door. See the power base IPB for selection.

Stretto Seat Mounted Lights, TRU-Balance 4

Item	Part No.	Name	Qty
A1 - A8	ELE1905403	FULL LIGHT,ASSY,LED LIGHTS,TRU-BALANCE 3 / FLEX,Q6EDGE 3 STRETTO	1
A1	ELEASMB7120023	FULL LIGHT,ASSY,WHITE/AMBER,LED E-MARKED LIGHTS,SYNERGY,FRONT/LEFT,ELEASMB7120023	1
A2	ELEASMB7120024	FULL LIGHT,ASSY,WHITE/AMBER,LED LIGHTS,SYNERGY,FRONT/RIGHT,ELEASMB7120024	1
A3	DWR1010B161	SPACER,BLACK,PLASTIC,0.157" ID X 0.866" OD X 0.22" TH,B-1010-161	4
A4	SCRSHCS1237	SCREW, SOCKET HEAD, M4X0.7 X 35, ISO 4762, CL 12.9, BZ	2
A5	MEC121720	NUT,T-SLOT,M4 X 0.7,TRU-BALANCE 3	2
A6	MEC131475	LIGHT BRACKET,TRU-BALANCE 3	2
A7	NUTNYLK1065	NUT, LOCK, M4X0.7, ISO 10511, CL 04, BZ, PVTP	2
A8	SCRSHCS1096	SCREW, SOCKET HEAD, M4X0.7 X 20, ISO 4762 CL 12.9, BZ	2



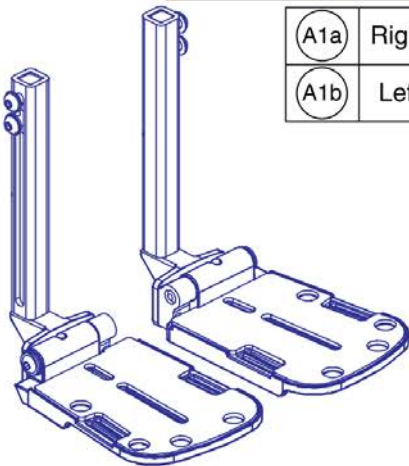
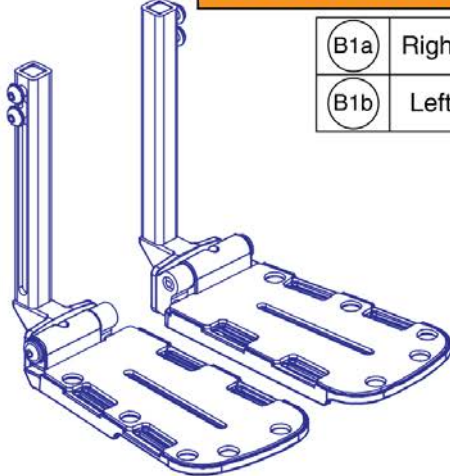
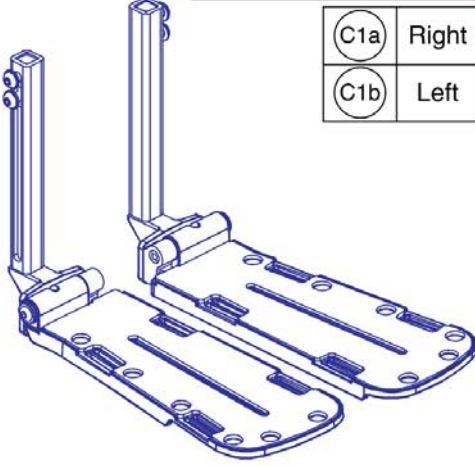
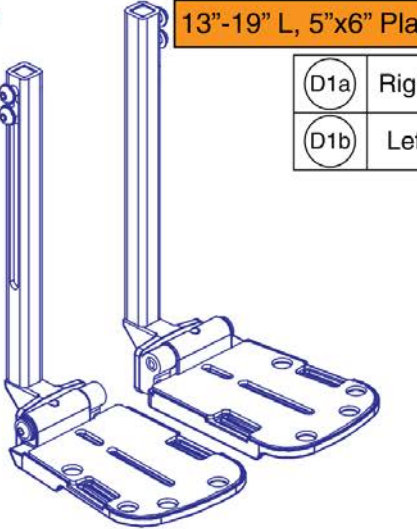
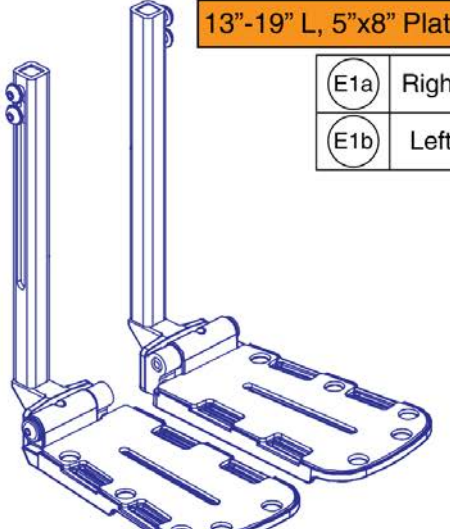
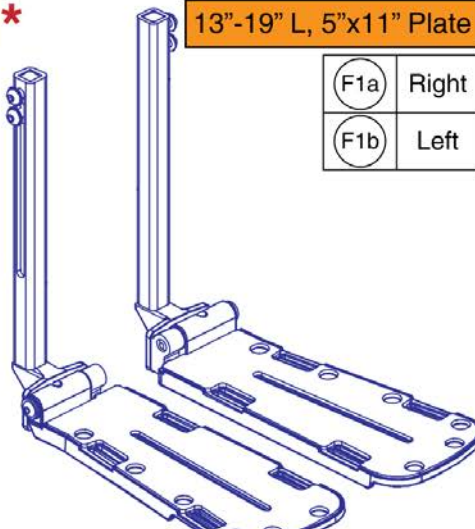
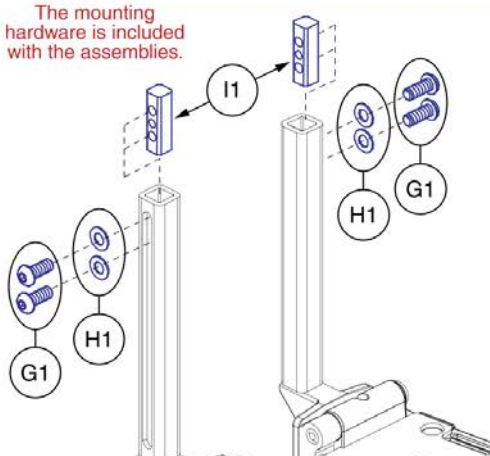
Complete Upper Assembly with Mounting Hardware

A1

IMPORTANT:
The AFP will need to be recalibrated during replacement to ensure proper operation.

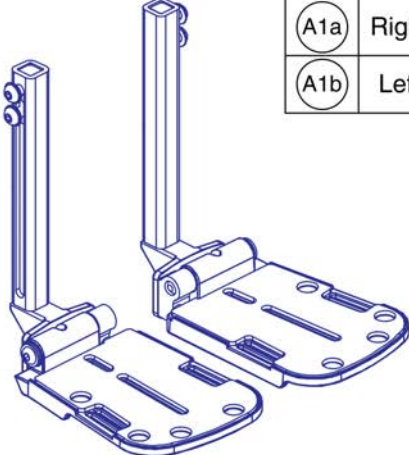
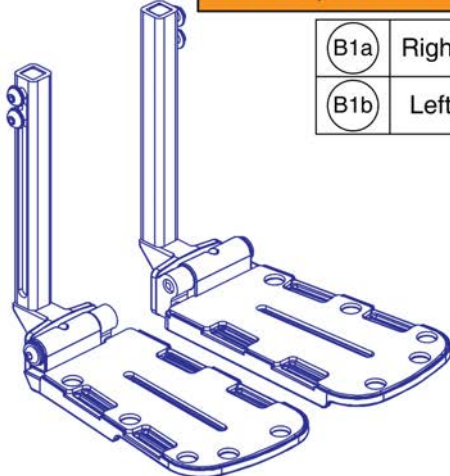
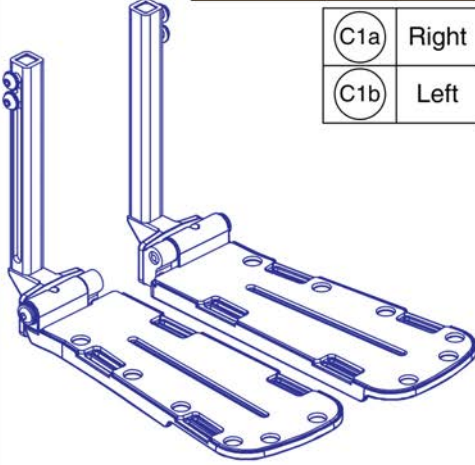
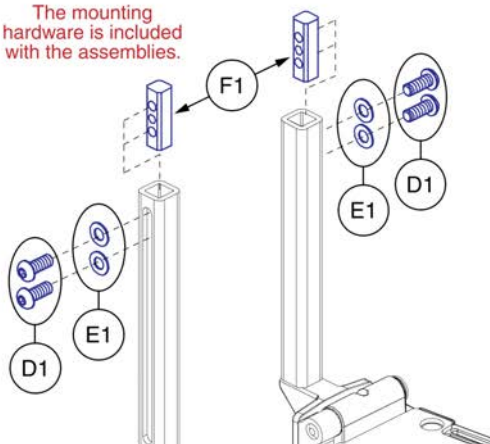
AFP Complete Upper Assembly, TRU-Balance 4

Item	Part No.	Name	Qty
A1	RIG2009246	LEGREST,ASSY,DUAL ACTUATOR,ARTICULATING FOOT PLATFORM,WMOUNTING HARDWARE,TRU-BALANCE 4	1

<p>* 10"-16" L, 5"x6" Plate</p>  <table border="1" data-bbox="386 289 544 403"> <tr> <td>A1a</td> <td>Right</td> </tr> <tr> <td>A1b</td> <td>Left</td> </tr> </table>	A1a	Right	A1b	Left	<p>* 10"-16" L, 5"x8" Plate</p>  <table border="1" data-bbox="906 289 1063 403"> <tr> <td>B1a</td> <td>Right</td> </tr> <tr> <td>B1b</td> <td>Left</td> </tr> </table>	B1a	Right	B1b	Left	<p>* 10"-16" L, 5"x11" Plate</p>  <table border="1" data-bbox="1396 289 1554 403"> <tr> <td>C1a</td> <td>Right</td> </tr> <tr> <td>C1b</td> <td>Left</td> </tr> </table>	C1a	Right	C1b	Left
A1a	Right													
A1b	Left													
B1a	Right													
B1b	Left													
C1a	Right													
C1b	Left													
<p>* 13"-19" L, 5"x6" Plate</p>  <table border="1" data-bbox="386 823 544 936"> <tr> <td>D1a</td> <td>Right</td> </tr> <tr> <td>D1b</td> <td>Left</td> </tr> </table>	D1a	Right	D1b	Left	<p>* 13"-19" L, 5"x8" Plate</p>  <table border="1" data-bbox="906 823 1063 936"> <tr> <td>E1a</td> <td>Right</td> </tr> <tr> <td>E1b</td> <td>Left</td> </tr> </table>	E1a	Right	E1b	Left	<p>* 13"-19" L, 5"x11" Plate</p>  <table border="1" data-bbox="1396 823 1554 936"> <tr> <td>F1a</td> <td>Right</td> </tr> <tr> <td>F1b</td> <td>Left</td> </tr> </table>	F1a	Right	F1b	Left
D1a	Right													
D1b	Left													
E1a	Right													
E1b	Left													
F1a	Right													
F1b	Left													
<p>* Please note:</p> <ul style="list-style-type: none"> - The AFP must be recalibrated if the legrest length is changed. - The maximum legrest length can be no greater than 3.5" less than the seat to floor height. <p>Example: A seat to floor height of 19.25" allows a maximum legrest length of 15.75".</p> <ul style="list-style-type: none"> - The minimum legrest length is determined by the lower limit of the assembly. 10" for A1 thru C1 and 13" for D1 thru F1. - See the seat interface page to determine the seat to floor height. 	<p>Lower Mounting Hardware</p> <p>The mounting hardware is included with the assemblies.</p>  <p>The diagram shows the assembly of the lower mounting hardware. It includes a vertical post (I1) that is inserted into the legrest assembly. Two sets of hardware (H1 and G1) are shown being attached to the post. H1 consists of a nut and a washer, while G1 consists of a bolt and a washer. The hardware is used to secure the legrest assembly to the seat frame.</p>													

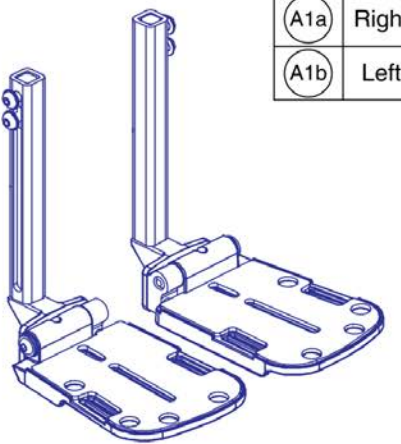
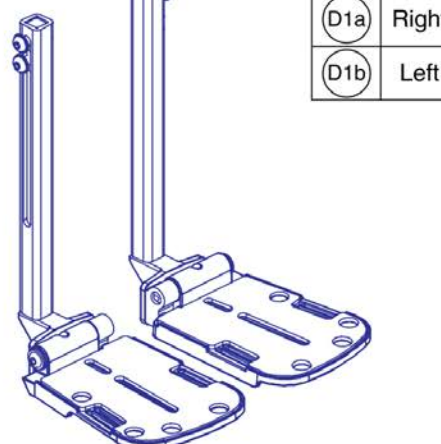
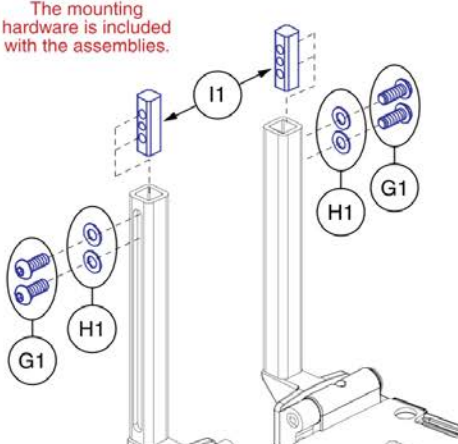
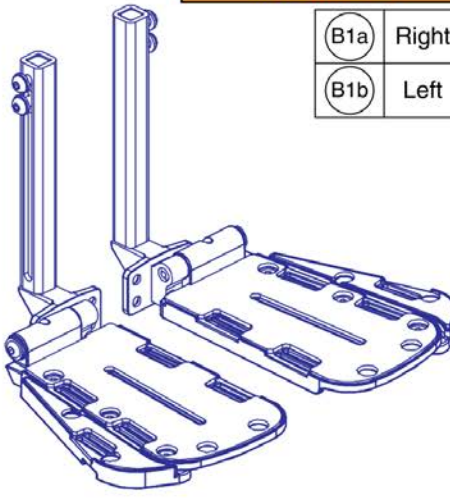
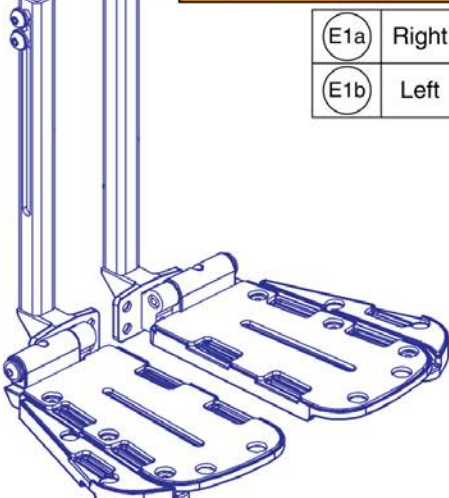
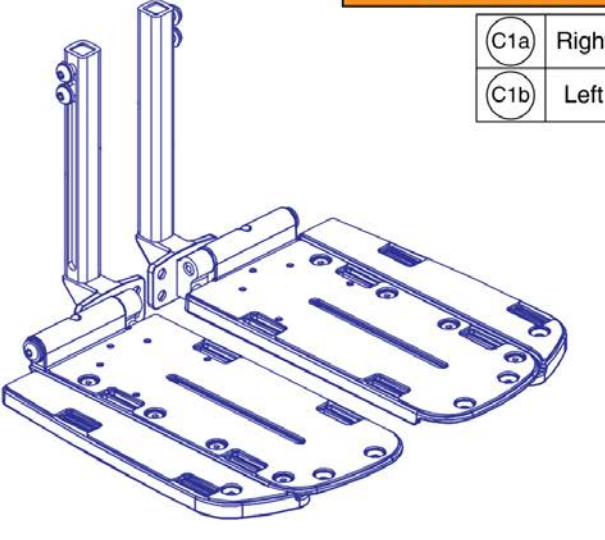
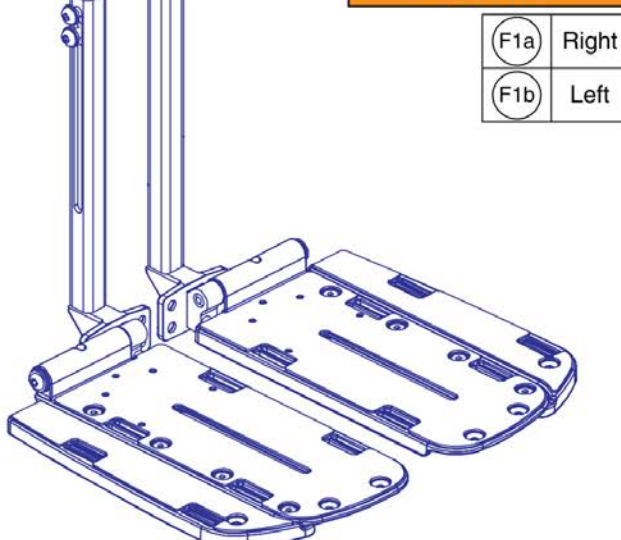
AFP Lower's and Footplates, Q6 Edge 3, TRU-Balance 4

Item	Part No.	Name	Qty
A1a	MEC141648	FOOTPLATE,ASSY,5" X 6",CAST,10"-16" LENGTH,RIGHT	1
A1b	MEC141650	FOOTPLATE,ASSY,5" X 6",CAST,10"-16" LENGTH,LEFT	1
B1a	MEC141241	FOOTPLATE,ASSY,5" X 8",CAST,10"-16" LENGTH,RIGHT	1
B1b	MEC141646	FOOTPLATE,ASSY,5" X 8",CAST,10"-16" LENGTH,LEFT	1
C1a	MEC144220	FOOTPLATE,ASSY,5" X 11",CAST,10"-16" LENGTH,RIGHT	1
C1b	MEC144221	FOOTPLATE,ASSY,5" X 11",CAST,10"-16" LENGTH,LEFT	1
D1a	MEC151472	FOOTPLATE,ASSY,5" X 6",CAST,13"-19" LENGTH,RIGHT	1
D1b	MEC151365	FOOTPLATE,ASSY,5" X 6",CAST,13"-19" LENGTH,LEFT	1
E1a	MEC151470	FOOTPLATE,ASSY,5" X 8",CAST,13"-19" LENGTH,RIGHT	1
E1b	MEC151369	FOOTPLATE,ASSY,5" X 8",CAST,13"-19" LENGTH,LEFT	1
F1a	MEC151473	FOOTPLATE,ASSY,5" X 11",CAST,13"-19" LENGTH,RIGHT	1
F1b	MEC151468	FOOTPLATE,ASSY,5" X 11",CAST,13"-19" LENGTH,LEFT	1
G1	SCRASBH1251	SCREW, BUTTON HEAD, M8X1.25 X 20, ISO 7380-1, CL 10.9, BZ, PVTP	4
H1	HDW138262	WASHER, FLAT, 8.4 ID X 16 OD X 1.6 THK, ISO 7089-8-200 HV, BZ	4
I1	DWR1404B003	FLAT NUT, LOWER ADJUSTMENT	2

<p>*</p> <p>10"-16" L, 5"x6" Plate</p> <table border="1"> <tr> <td>A1a</td> <td>Right</td> </tr> <tr> <td>A1b</td> <td>Left</td> </tr> </table> 	A1a	Right	A1b	Left	<p>*</p> <p>10"-16" L, 5"x8" Plate</p> <table border="1"> <tr> <td>B1a</td> <td>Right</td> </tr> <tr> <td>B1b</td> <td>Left</td> </tr> </table> 	B1a	Right	B1b	Left	<p>*</p> <p>10"-16" L, 5"x11" Plate</p> <table border="1"> <tr> <td>C1a</td> <td>Right</td> </tr> <tr> <td>C1b</td> <td>Left</td> </tr> </table> 	C1a	Right	C1b	Left
A1a	Right													
A1b	Left													
B1a	Right													
B1b	Left													
C1a	Right													
C1b	Left													
<p>*</p> <p>Please note:</p> <ul style="list-style-type: none"> - The AFP must be recalibrated if the legrest length is changed. - The maximum legrest length can be no greater than 3.5" less than the seat to floor height. <p>Example: A seat to floor height of 19" allows a maximum legrest length of 15.5".</p> <ul style="list-style-type: none"> - See the seat interface page to determine the seat to floor height. - The minimum legrest length is 10". 	<p>Lower Mounting Hardware</p> <p>The mounting hardware is included with the assemblies.</p> 													

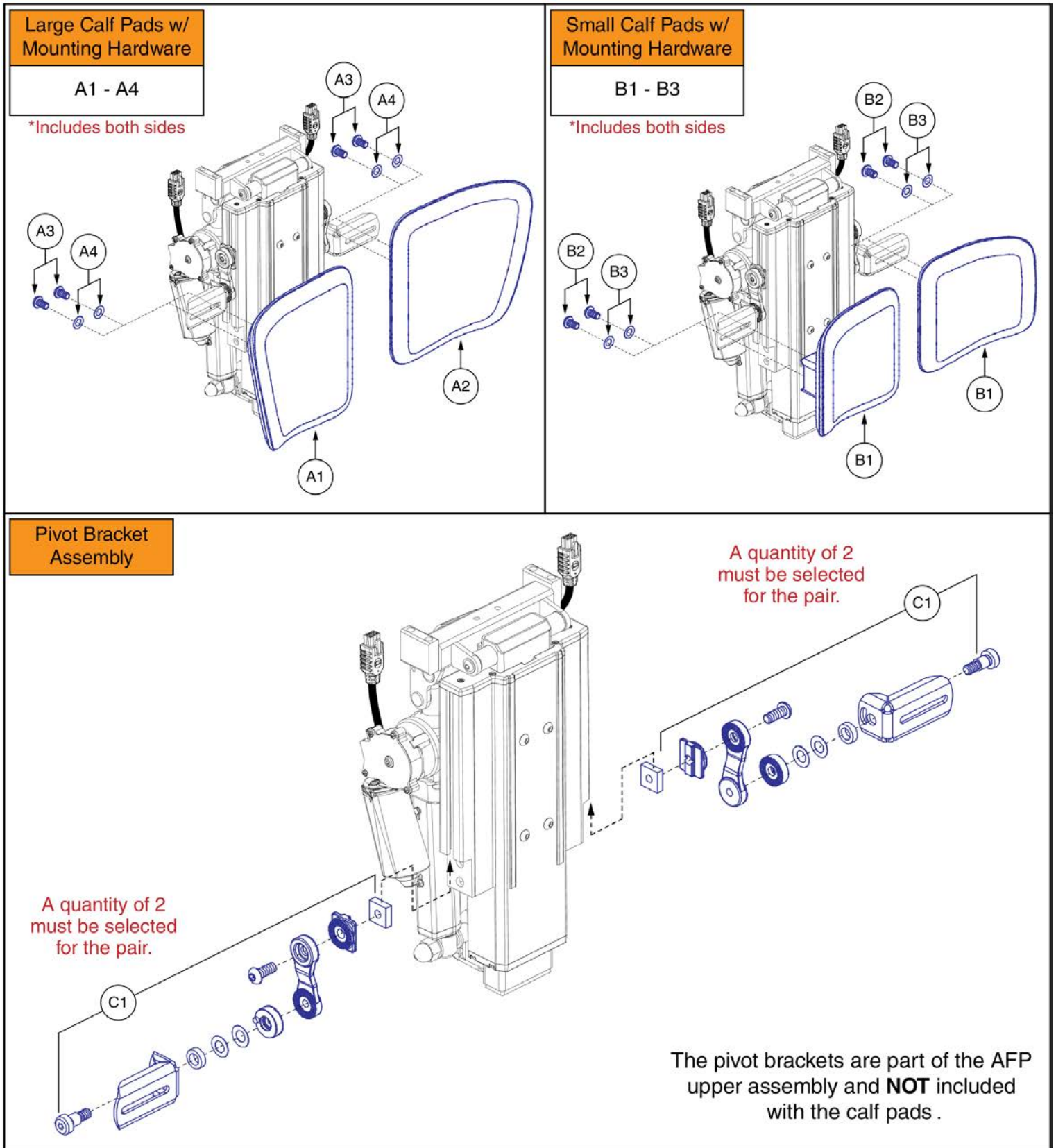
AFP Lower's and Footplates, Q6 Edge 3 Stretto, TRU-Balance 4

Item	Part No.	Name	Qty
A1a	MEC141648	FOOTPLATE,ASSY,5" X 6",CAST,10"-16" LENGTH,RIGHT	1
A1b	MEC141650	FOOTPLATE,ASSY,5" X 6",CAST,10"-16" LENGTH,LEFT	1
B1a	MEC141241	FOOTPLATE,ASSY,5" X 8",CAST,10"-16" LENGTH,RIGHT	1
B1b	MEC141646	FOOTPLATE,ASSY,5" X 8",CAST,10"-16" LENGTH,LEFT	1
C1a	MEC144220	FOOTPLATE,ASSY,5" X 11",CAST,10"-16" LENGTH,RIGHT	1
C1b	MEC144221	FOOTPLATE,ASSY,5" X 11",CAST,10"-16" LENGTH,LEFT	1
D1	SCRASBH1251	SCREW, BUTTON HEAD, M8X1.25 X 20, ISO 7380-1, CL 10.9, BZ, PVTP	4
E1	HDW138262	WASHER, FLAT, 8.4 ID X 16 OD X 1.6 THK, ISO 7089-8-200 HV, BZ	4
F1	DWR1404B003	FLAT NUT, LOWER ADJUSTMENT	2

<p>* 10"-16" L, 5"x6" Plate</p> <table border="1"> <tr><td>A1a</td><td>Right</td></tr> <tr><td>A1b</td><td>Left</td></tr> </table> 	A1a	Right	A1b	Left	<p>* 13"-19" L, 5"x6" Plate</p> <table border="1"> <tr><td>D1a</td><td>Right</td></tr> <tr><td>D1b</td><td>Left</td></tr> </table> 	D1a	Right	D1b	Left	<p>Lower Mounting Hardware</p> <p>The mounting hardware is included with the assemblies.</p> 
A1a	Right									
A1b	Left									
D1a	Right									
D1b	Left									
<p>* 10"-16" L, 5"x8" Plate w/ Extension</p> <table border="1"> <tr><td>B1a</td><td>Right</td></tr> <tr><td>B1b</td><td>Left</td></tr> </table> 	B1a	Right	B1b	Left	<p>* 13"-19" L, 5"x8" Plate w/ Extension</p> <table border="1"> <tr><td>E1a</td><td>Right</td></tr> <tr><td>E1b</td><td>Left</td></tr> </table> 	E1a	Right	E1b	Left	<p>* Please note:</p> <ul style="list-style-type: none"> - The AFP must be recalibrated if the legrest length is changed. - The maximum legrest length can be no greater than 3.5" less than the seat to floor height. <p>Example: A seat to floor height of 18.75" allows a maximum legrest length of 15.25".</p> <ul style="list-style-type: none"> - See the seat interface page to determine the seat to floor height. - The minimum legrest length is determined by the lower limit of the assembly. 10" for A1 thru C1 and 13" for D1 thru F1.
B1a	Right									
B1b	Left									
E1a	Right									
E1b	Left									
<p>* 10"-16" L, 5"x11" Plate w/ Extension</p> <table border="1"> <tr><td>C1a</td><td>Right</td></tr> <tr><td>C1b</td><td>Left</td></tr> </table> 	C1a	Right	C1b	Left	<p>* 13"-19" L, 5"x11" Plate w/ Extension</p> <table border="1"> <tr><td>F1a</td><td>Right</td></tr> <tr><td>F1b</td><td>Left</td></tr> </table> 	F1a	Right	F1b	Left	
C1a	Right									
C1b	Left									
F1a	Right									
F1b	Left									

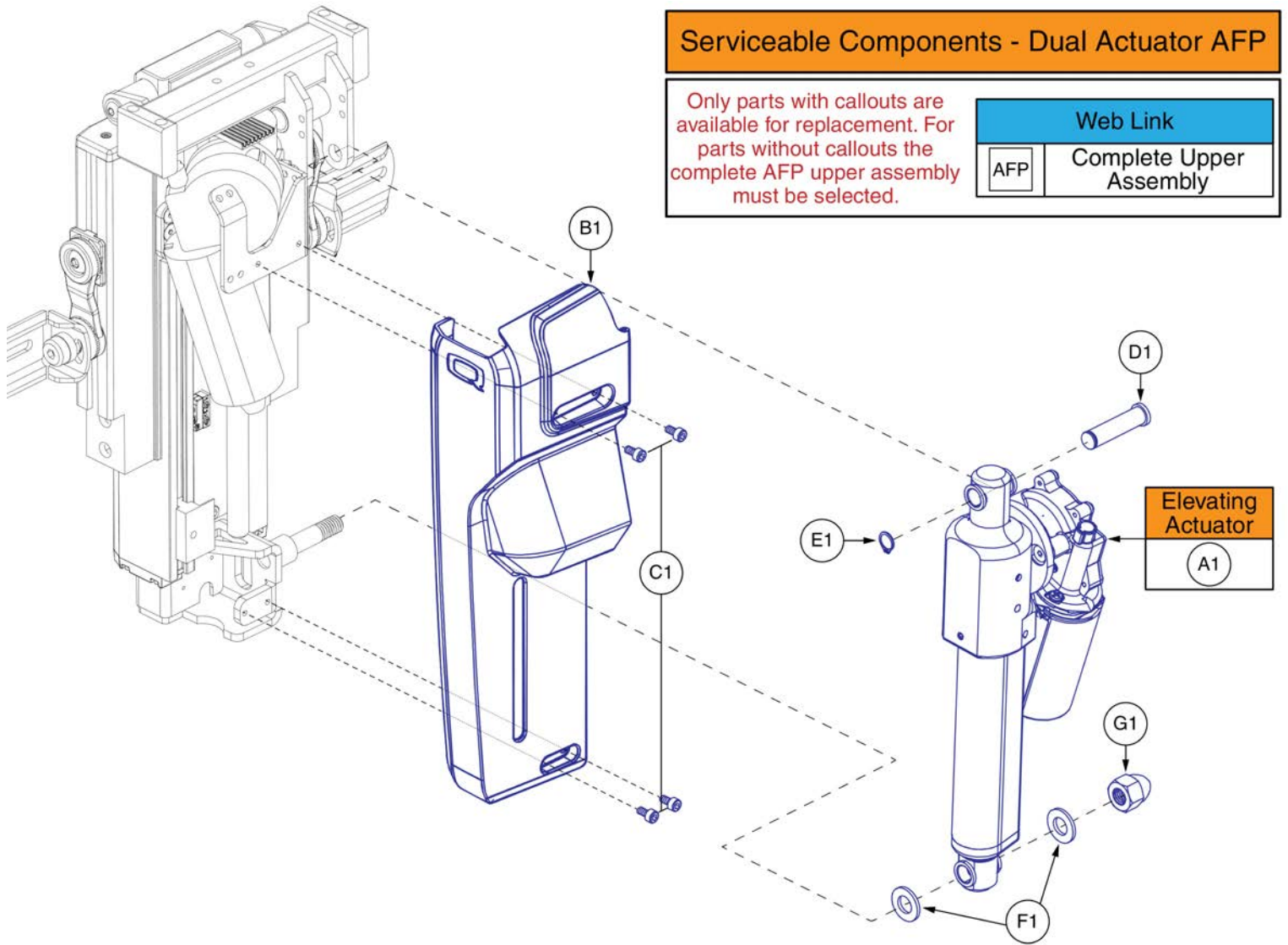
AFP Lower's and Footplates, 4Front 2, TRU-Balance 4

Item	Part No.	Name	Qty
A1a	MEC141648	FOOTPLATE,ASSY,5" X 6",CAST,10"-16" LENGTH,RIGHT	1
A1b	MEC141650	FOOTPLATE,ASSY,5" X 6",CAST,10"-16" LENGTH,LEFT	1
B1a	MEC1707403	FOOTPLATE ASSY,5" X 8",W/ WIDTH EXTENSION,10"-16" LENGTH,RIGHT	1
B1b	MEC1707409	FOOTPLATE ASSY,5" X 8",W/ WIDTH EXTENSION,10"-16" LENGTH,LEFT	1
C1a	MEC1707399	FOOTPLATE ASSY,5" X 12",W/ WIDTH EXTENSION,10"-16" LENGTH,RIGHT	1
C1b	MEC1707397	FOOTPLATE ASSY,5" X 12",W/ WIDTH EXTENSION,10"-16" LENGTH,LEFT	1
D1a	MEC151472	FOOTPLATE,ASSY,5" X 6",CAST,13"-19" LENGTH,RIGHT	1
D1b	MEC151365	FOOTPLATE,ASSY,5" X 6",CAST,13"-19" LENGTH,LEFT	1
E1a	MEC1707426	FOOTPLATE ASSY,5" X 8",W/ WIDTH EXTENSION,13"-19" LENGTH,RIGHT	1
E1b	MEC1707428	FOOTPLATE ASSY,5" X 8",W/ WIDTH EXTENSION,13"-19" LENGTH,LEFT	1
F1a	MEC1707400	FOOTPLATE ASSY,5" X 12",W/ WIDTH EXTENSION,13"-19" LENGTH,RIGHT	1
F1b	MEC1707401	FOOTPLATE ASSY,5" X 12",W/ WIDTH EXTENSION,13"-19" LENGTH,LEFT	1
G1	SCRASBH1251	SCREW, BUTTON HEAD, M8X1.25 X 20, ISO 7380-1, CL 10.9, BZ, PVTP	4
H1	HDW138262	WASHER, FLAT, 8.4 ID X 16 OD X 1.6 THK, ISO 7089-8-200 HV, BZ	4
I1	DWR1404B003	FLAT NUT, LOWER ADJUSTMENT	2



Dual AFP Calf Pads and Mounting Hardware, TRU-Balance 4

Item	Part No.	Name	Qty
A1 - A4	RIGASMB7120019	LARGE CALF PADS, ADJ. CENTER MOUNT W/ HARDWARE, PAIR	1
A1	DWR1404D031	CALF PAD,8" X 8",POWER AFP,RIGHT	1
A2	DWR1404D030	CALF PAD,8" X 8",POWER AFP,LEFT	1
A3	SCRSHCS1095	SCREW, SOCKET HEAD, M6X1.0 X 12, ISO 4762, CL 12.9, BZ, PVTP	4
A4	WASSTND1097	WASHER, FLAT, 6.4 ID X 12 OD X 1.6 THK, ISO 7089-6-200 HV, BZ	4
B1 - B3	RIGASMB7120018	SMALL CALF PADS, ADJ. CENTER MOUNT W/ HARDWARE, PAIR	1
B1	DWR1404D029	CALF PAD,6" X 6",POWER AFP	2
B2	SCRSHCS1095	SCREW, SOCKET HEAD, M6X1.0 X 12, ISO 4762, CL 12.9, BZ, PVTP	4
B3	WASSTND1097	WASHER, FLAT, 6.4 ID X 12 OD X 1.6 THK, ISO 7089-6-200 HV, BZ	4
C1	FRMASMB17964	PIVOT BRACKET,ASSY,CALF PAD SUPPORT,POWER AFP	2



Serviceable Components, Dual Actuator AFP, TRU-Balance 4

Item	Part No.	Name	Qty
A1	MOT2008780	ACTUATOR, REAC, 4.0KN, 4.5MM/S, 246-342MM EYE-EYE, W/ FEEDBACK AND 2 SWITCHES	1
B1	PLS8110043	COVER,PLASTIC,ARTICULATING MOTOR,CENTER MOUNT AFP	1
C1	SCR8110015	SCREW, SOCKET HEAD, M4X0.7 X 8, ASTM A574M, BZ, PVTP	4
D1	DWR1404B010	CLEVIS PIN,ACTUATOR,TRU-BALANCE POWER AFP,UPPER	1
E1	HDW120015	RING, RETAINING, EXT, 10MM SHAFT DIA, ASME B18.27.1, NA1-39, STL, BZ	1
F1	WASMETR1031	WASHER, FLAT, 10.5 ID X 20 OD X 2 THK, ISO 7089-10-200HV, BZ	2
G1	NUTACRN1036	NUT,ACORN,HIGH CROWN,BLIND,BLACK ZINC,M10-1.50,W/PATCH	1
AFP		WEB LINK,IPB,TRU-BALANCE 4 DUAL ACTUATOR AFP UPPER ASSY (This is not an orderable part, see IPB)	0

Knee Block and Chest Bar, TRU-Balance 4 Seating

IMPORTANT: The knee block and a chest support are required on units equipped with 20° or 30° anterior tilt. Omitting the chest bar requires the provider to facilitate aftermarket chest supports that best fits the consumer needs.

A1 Complete Knee Block Assy
w/ 6" CoolCore Pads
Includes mounting hardware D1

D1

- Replaces the existing AFP hardware.
- Included with the complete assy A1.

Parts not serviceable. The complete assembly must be selected.

Chest Bars w/ Receiver Blocks

B1a	Small (14"-22"W Seats)
B1b	Medium (18"-26"W Seats)
SOF	Large (22"-30"W Seats)

Receiver Blocks, Pair

C1

Parts not serviceable. The complete assembly must be selected.

Knee Block and Chest Bar, TRU-Balance 4 Seating

Item	Part No.	Name	Qty
A1	ST-KBATB4ATC-1-Q	ANTERIOR KNEE BLOCK ASSEMBLY,COMFORT PLUS 6" COOLCORE PAD,TRU-BALANCE 4	1
B1a	ST-CBA-TB4-S	CHEST BAR ASSEMBLY,14" FOAM PAD,TRU-BALANCE 4,SMALL,(STEALTH: ST-CBATB4ATT-S-Q),W/MOUNTING HARDWARE	1
B1b	ST-CBA-TB4-M	CHEST BAR ASSEMBLY,16" FOAM PAD,TRU-BALANCE 4,MEDIUM,(STEALTH: ST-CBATB4ATT-M-Q),W/MOUNTING HARDWARE	1
C1	MEC2104886	MOUNTING BRACKET,ASSEMBLY,CHEST BAR/LAP TRAY,PAIR	1
D1	SCR8110001	SCREW, SOCKET HEAD, M6X1.0 X 14, ISO 4762, CL 12.9, BZ, PVTP	4

Standard Style Lap Belts

A1	38" Ped.
B1	50"
C1	60"
D1	70"
E1	80"
F1	90"

G1 Stealth Retractable Lap Belt, 45" L

H1

Standard Lap Belt Mounting Hardware

I1

Pediatric Lap Belt Mounting Hardware

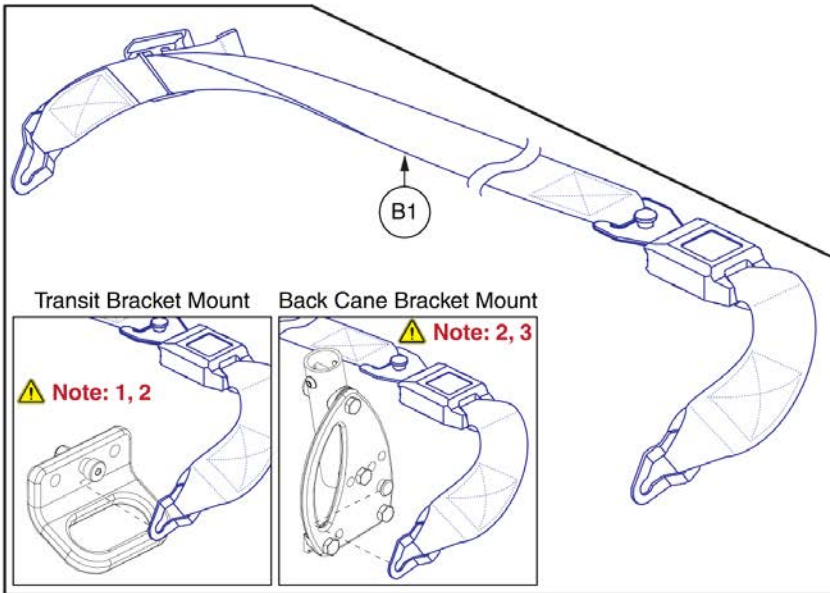
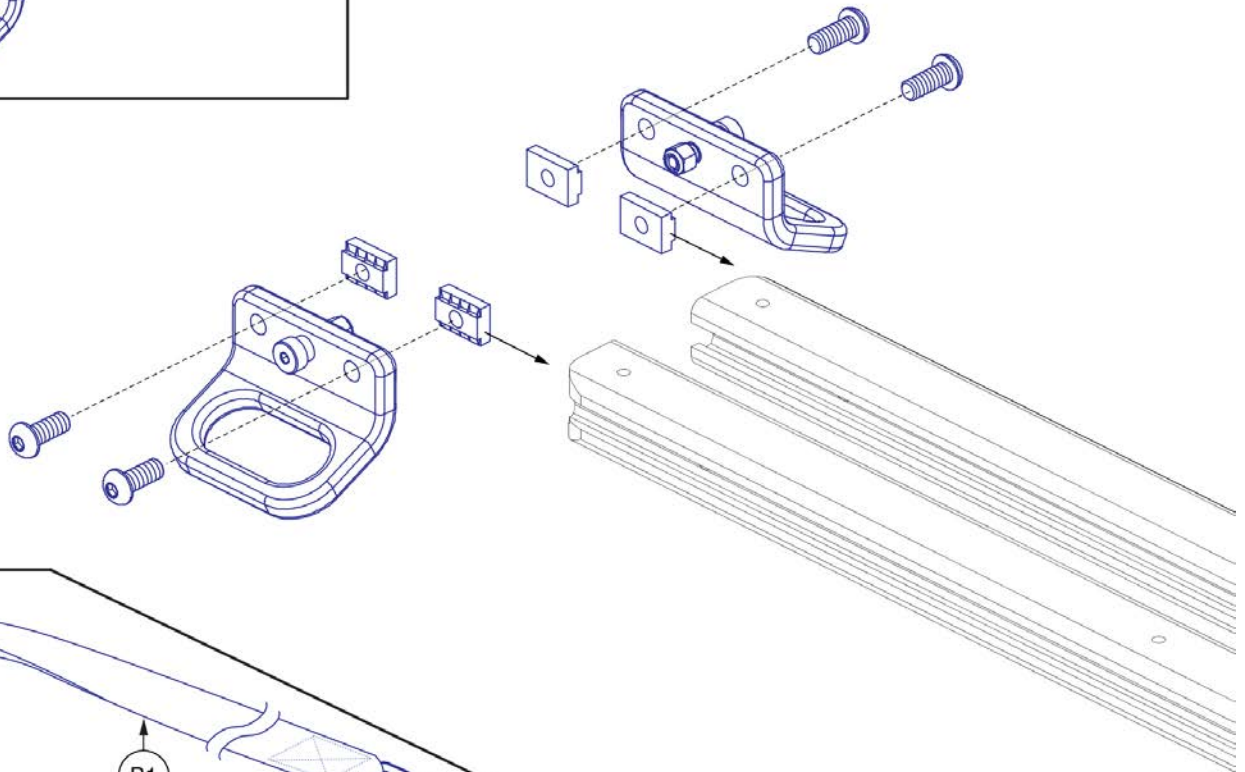
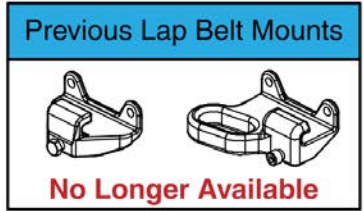
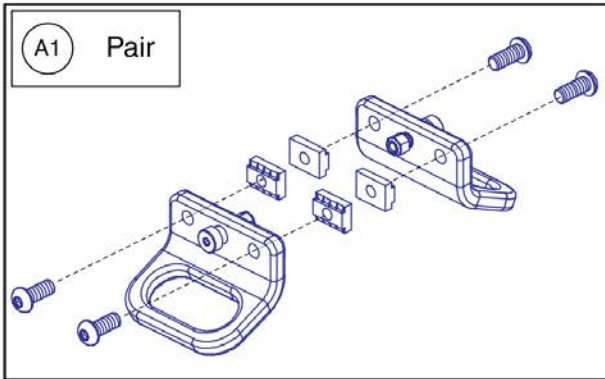
J1

Stealth Retractable Lap Belt Mounting Hardware

Please note: The lap belt mounting hardware (I1, H1, & J1) are complete assy's and include both sides.

Lap Belts, TB3 / TRU-Balance 4

Item	Part No.	Name	Qty
A1	ACCBELT1006	LAP BELT,1-1/2 X 38",PEDIATRIC,AUTO STYLE	1
B1	ACCBELT1000	LAP BELT,50",C-1010-336	1
C1	ACCBELT1002	LAP BELT,60",C-1010-336	1
D1	ACCBELT1003	LAP BELT,70",C-1010-336	1
E1	ACCBELT1004	LAP BELT,80",C-1010-336	1
F1	ACCBELT1001	LAP BELT,90",C-1010-336	1
G1	ST-IFRB5350	RETRACTABLE LAP BELT AND BUCKLE,45"L	1
H1	HDW130230	LAP BELT MOUNTING HARDWARE,ASSY,UNIVERSAL	1
I1	HDW131909	LAP BELT MOUNTING HARDWARE,ASSY,PEDIATRIC/POSITIONING,TRU-BALANCE 3	1
J1	HDW1714576	RETRACTABLE LAP BELT MOUNTING HARDWARE,ASSY	1



Notes:

1. For use on units equipped with Static or Power Recline backs.
2. See the Occupied Transit Seat Base IPBs for more information.
3. See the Back Cane Bracket IPB for selection.

Occupied Transit Lap Belt Mount, TB3 / TRU-Balance 4

Item	Part No.	Name	Qty
A1	MEC1909905	LAP BELT MOUNT,ASSY,OCCUPIED TRANSIT SECUREMENT LOOP W/DECALS	1
B1	ACCBELT1016	LAP BELT,60",NON-RETRACTABLE,(SURE-LOK: FE201070)	1

Positioning Belts

(A1) Medium
(B1) Large
(C1) X-Large
(D1) No Pads

Pad Dimensions

	Med	Lg	XL
A	7.5"	9.5"	11.5"
B	2.5"	2.75"	2.75"
C	1.75"	2.25"	2.25"

Belt Dimensions

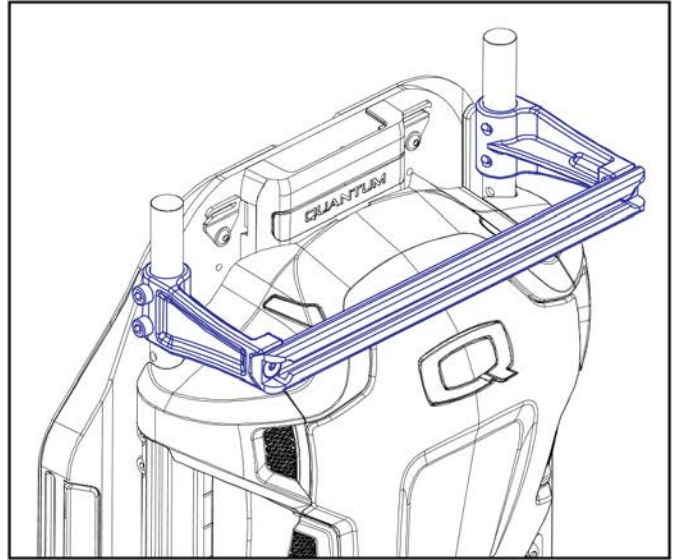
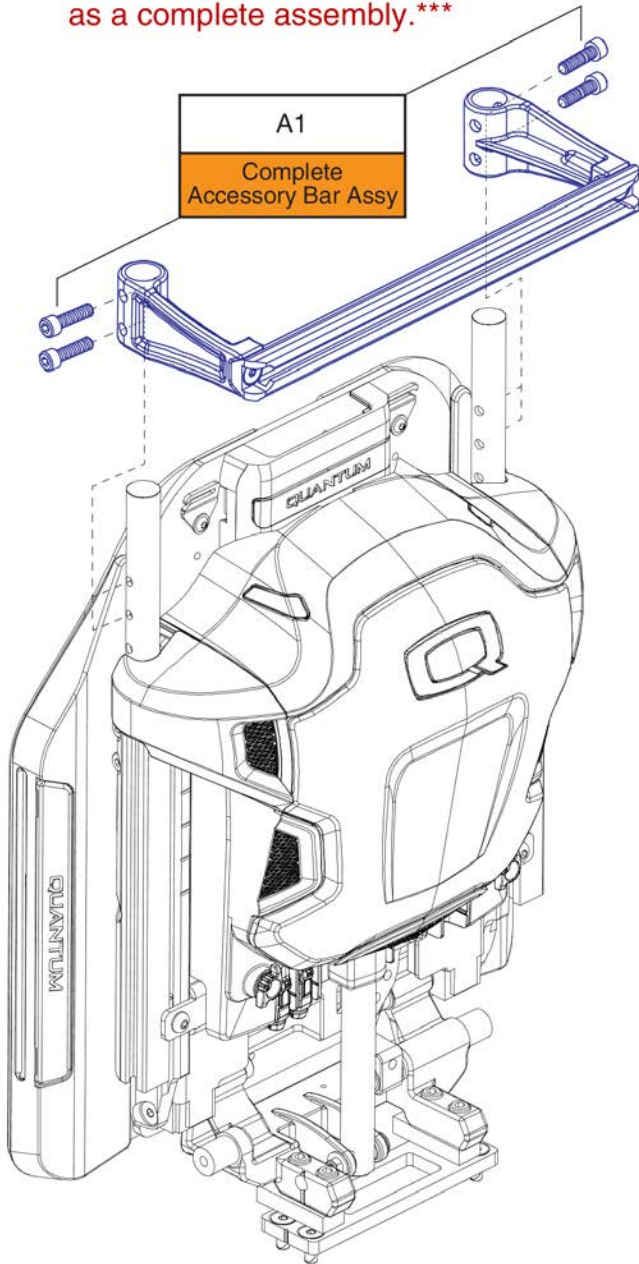
	Med	Lg	XL	NP
D	32"	32"	32"	32"
E	27"	27"	27"	27"
F	1.5"	2"	2"	2"

E1
Stealth Positioning Belt Mounting Hardware
Includes both sides

Stealth Lap Belts, TRU-Balance 4

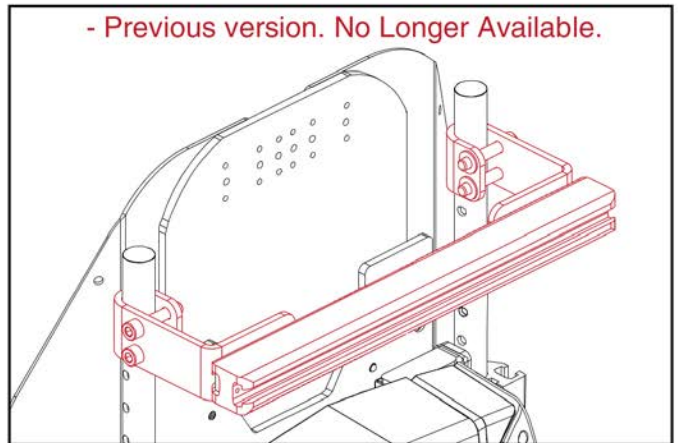
Item	Part No.	Name	Qty
A1	ST-IFPB5213-Q	PUSH BUTTON,SINGLE PULL,1.5",MEDIUM PADS,(7.5")	1
B1	ST-IFPB5314-Q	PUSH BUTTON,SINGLE PULL,2",LARGE PADS,(9.5")	1
C1	ST-IFPB5315-Q	PUSH BUTTON,SINGLE PULL,2",EXTRA LARGE PADS,(11.5")	1
D1	ST-IFPB5310-Q	PUSH BUTTON,SINGLE PULL,2",NON-PADDED	1
E1	HDW131909	LAP BELT MOUNTING HARDWARE,ASSY,PEDIATRIC/POSITIONING,TRU-BALANCE 3	1

The Accessory Bar is only available as a complete assembly.



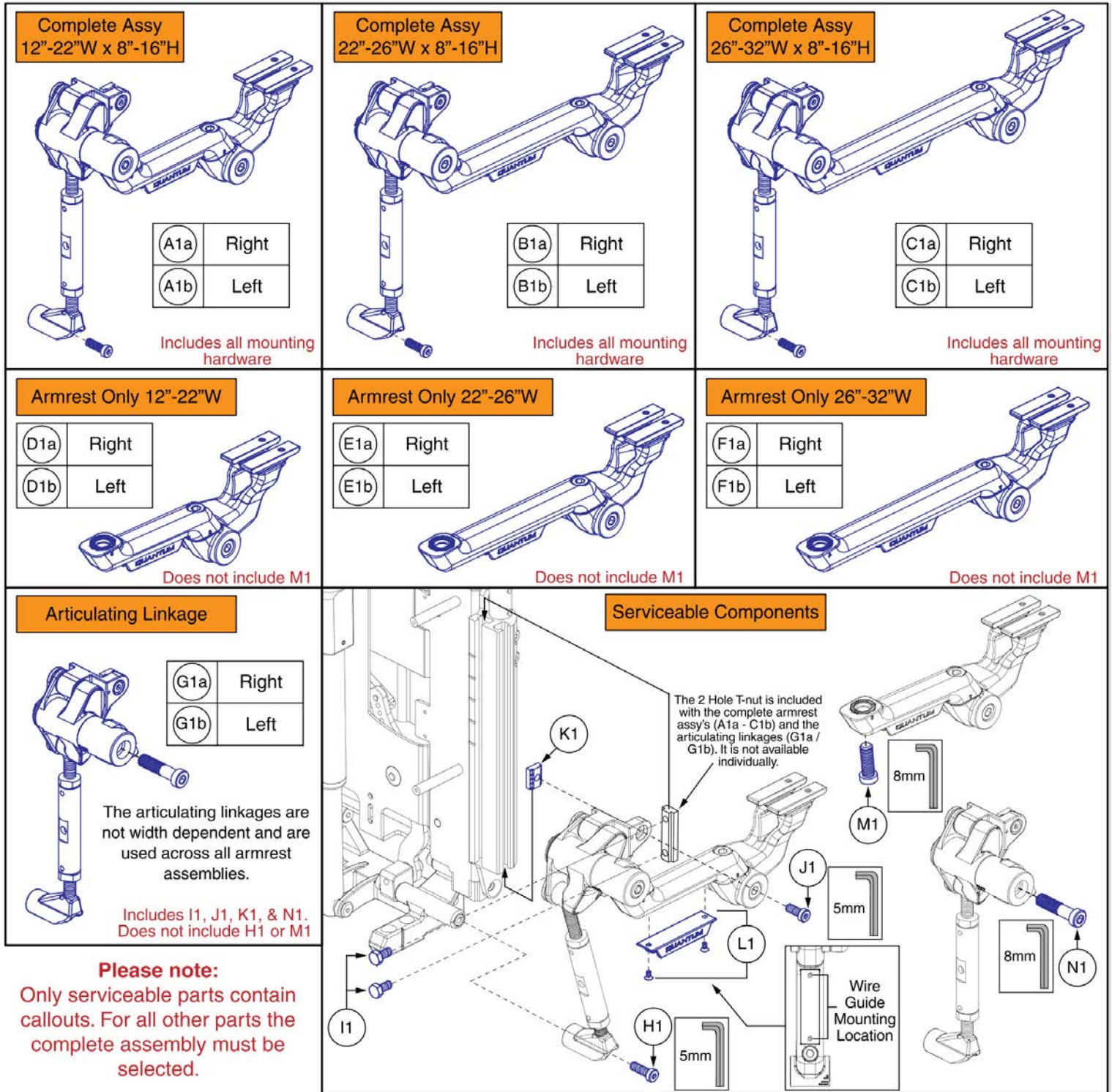
Notes:

- The Redesigned Accessory Bar can mount to the original style TB3 back and to the redesigned style TB3 back.
- The Redesigned Accessory Bar replaces the previous version.



Accessory Bar, TB3

Item	Part No.	Name	Qty
A1	ACC1909634	ACCESSORY BAR,ASSY,REAR,TRU-BALANCE 3 ***Replaces MEC125098***	1



Please note:
Only serviceable parts contain callouts. For all other parts the complete assembly must be selected.

Version 3 Flip-back Armrests

Item	Part No.	Name	Qty
A1a	ARM1806663	ARMREST,ASSY,12"W-22"W,8"H-16"H,RIGHT,FLIP-BACK	1
A1b	ARM1806662	ARMREST,ASSY,12"W-22"W,8"H-16"H,LEFT,FLIP-BACK	1
B1a	ARM2004693	ARMREST,ASSY,22"W-26"W,8"H-16"H,RIGHT,FLIP-BACK	1
B1b	ARM2004694	ARMREST,ASSY,22"W-26"W,8"H-16"H,LEFT,FLIP-BACK	1
C1a	ARM2004695	ARMREST,ASSY,26"W-32"W,8"H-16"H,RIGHT,FLIP-BACK	1
C1b	ARM2004696	ARMREST,ASSY,26"W-32"W,8"H-16"H,LEFT,FLIP-BACK	1
D1a	MEC1610914	ARM ASSEMBLY, SYMPHONY, RIGHT	1
D1b	MEC166472	ARM ASSEMBLY, SYMPHONY, LEFT	1
E1a	MEC1807228	ARM ASSEMBLY, MEDIUM, SYMPHONY, RIGHT	1
E1b	MEC1807227	ARM ASSEMBLY, MEDIUM, SYMPHONY, LEFT	1
F1a	MEC1807230	ARM ASSEMBLY, LONG, SYMPHONY, RIGHT	1
F1b	MEC1807229	ARM ASSEMBLY, LONG, SYMPHONY, LEFT	1
G1a	MEC1612355	ARTICULATION LINKAGE, RIGHT, SYMPHONY	1
G1b	MEC1612354	ARTICULATION LINKAGE, LEFT, SYMPHONY	1
H1	HDW124866	SCREW, LOW SOCKET HEAD, M8X1.25 X 25, DIN 7984, CL 10.9, BZ, PVTP	1
I1	SCRHHCS1412	SCREW, HEX HEAD, M8X1.25 X 16, ISO 4014, CL 10.9, BZ, PVTP	2
J1	HDW133622	SCREW, LOW SOCKET HEAD, M8X1.25 X 20, DIN 7984, CL 8.8, BZ, PVTP	1
K1	NUT8120005	NUT,T-SLOT,BLACK,M8-1.25	1
L1	ARM1807658	WIRE ROUTING,FLIP-BACK ARMREST,W/HARDWARE	1
M1	HDW1700856	SCREW, SOCKET LOW HEAD, M12X1.75 X 35, CL 10.9, BZ, PVTP (DWG 1700856)	1
N1	HDW166689	SCREW, SOCKET LOW HEAD, M12X1.75 X 50, CL 10.9, BZ, PVTP	1

Armpads and Mounting Options, Version 3 Flip-back Arms

<p>A1 - A4 Complete 10" Armpad Assy</p>	<p>B1 - B4 Complete 14" Armpad Assy</p>	<p>C1 - C4 Complete 17" Armpad Assy</p>
<p>D1 - D3 Complete 10" Gel Armpad Assy</p>	<p>E1 - E3 Complete 14" Gel Armpad Assy</p>	<p>10" Waterfall Armpad w/ Tube Mount</p>
<p>14" Waterfall Armpad w/ Tube Mount</p>	<p>Tube Mount Breakdown</p> <p>*Please note: The tube support assemblies (F1) & (G1) may need to be reassembled for the left and right sides as shown.</p> <p>**The gel armpads (D1) & (E1) can mount to the tube mount assemblies (F1) & (G1). Configuration is non-serviceable, please contact Technical Service for mounting options.</p> <p style="text-align: right;">Left Right</p>	

Set Screws

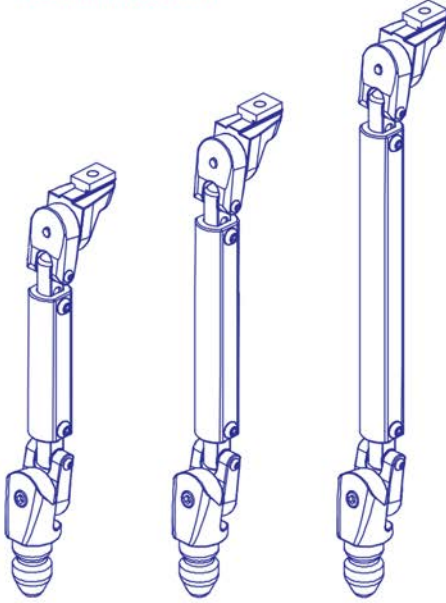
A quantity of 2 must be selected for the pair.

Arm pads and Mounting Options, Version 3 Flip-back Arms

Item	Part No.	Name	Qty
A1 - A4	ARM1807650	ARM PAD,ASSY,10" EXTRUSION,LEFT/RIGHT,FLIP-BACK ARMREST	1
A1	DGN1801407	OVERMOLD ASSEMBLY, ARMREST, 10-INCH	1
A2	MEC1700306	ARM REST PAD EXTRUSON, 10 INCH, SYM	1
A3	SCRPPH1318	SCREW, PAN HEAD, TYPE H, M4X0.7 X 16, FT, ISO 7045, CL 4.8, BZ	2
A4	DGN168855	END CAP, ARMREST	1
B1 - B4	ARM1807652	ARM PAD,ASSY,14" EXTRUSION,LEFT/RIGHT,FLIP-BACK ARMREST	1
B1	DGN1801411	OVERMOLD ASSEMBLY, ARMREST, 14-INCH	1
B2	MEC163649	ARM REST PAD EXTRUSON, 14 INCH, SYM	1
B3	SCRPPH1318	SCREW, PAN HEAD, TYPE H, M4X0.7 X 16, FT, ISO 7045, CL 4.8, BZ	2
B4	DGN168855	END CAP, ARMREST	1
C1 - C4	ARM1807653	ARM PAD,ASSY,17" EXTRUSION,LEFT/RIGHT,FLIP-BACK ARMREST	1
C1	DGN1801530	OVER-MOLD ASSEMBLY, ARMREST, 17-INCH	1
C2	MEC1700307	ARM REST PAD EXTRUSON, 17 INCH, SYM	1
C3	SCRPPH1318	SCREW, PAN HEAD, TYPE H, M4X0.7 X 16, FT, ISO 7045, CL 4.8, BZ	2
C4	DGN168855	END CAP, ARMREST	1
D1 - D3	ARM1807656	ARM PAD,ASSY,10" GEL BLACK,LEFT/RIGHT,FLIP-BACK ARMREST	1
D1	ARM136409	ARMPAD,GEL,BLACK,10"L,DESK LENGTH,(310G)	1
D2	MEC1700306	ARM REST PAD EXTRUSON, 10 INCH, SYM	1
D3	SCRASBH1155	SCREW, PAN HEAD, TYPE I CROSS RECESSED, 10 (.190)-32 X 1.00, ASME B18.6.3, BZ, PVTP	2
E1 - E3	ARM1807657	ARM PAD,ASSY,14" GEL BLACK,LEFT/RIGHT,FLIP-BACK ARMREST	1
E1	ARM136408	ARMPAD,GEL,BLACK,14",FULL LENGTH,(314G)	1
E2	MEC163649	ARM REST PAD EXTRUSON, 14 INCH, SYM	1
E3	SCRASBH1155	SCREW, PAN HEAD, TYPE I CROSS RECESSED, 10 (.190)-32 X 1.00, ASME B18.6.3, BZ, PVTP	2
F1	ARM1807648	ARM PAD,ASSY,10" TUBE SUPPORT,LEFT/RIGHT,FLIP-BACK ARMREST	1
G1	ARM1807647	ARM PAD,ASSY,14" TUBE SUPPORT,LEFT/RIGHT,FLIP-BACK ARMREST	1
H1	SETLRAM1164	ARMPAD,ASSY,WATERFALL,BLACK,9", DESK LENGTH	1
I1	SETLRAM1165	ARMPAD,ASSY,WATERFALL,BLACK,14", FULL LENGTH	1
J1	SCRASBH1052	SCREW, BUTTON HEAD, 10 (.190)-32 X 1.50, ASTM F835, BZ	2
K1	WASSAE1005	WASHER, FLAT, 0.281 ID X 0.50 OD X 0.047 TH, ASTM F844, ZN	2
L1	HDW131319	SCREW, SOCKET CUP POINT SET, M8X1.25 X 12, ISO 4029, 45H, BZ, PVTP	2

Downpost Assemblies		
Height	Left	Right
8" – 10"H	A1a	A1b
11" – 13"H	B1a	B1b
14" – 16"H	C1a	C1b

- The Receiver Blocks are **not** included with the complete assemblies and must be selected separately.



8"-10"H

11"-13"H

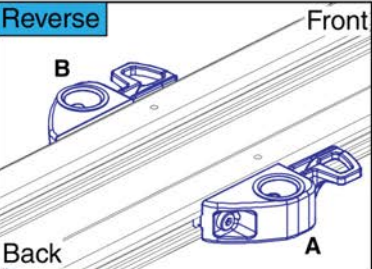
14"-16"H

Receiver Blocks				
Receiver		Armpad Size		
Ref #	A / B	10"	14"	17"
D1a	A	Right	Left	Left
D1b	B	Left	Right	Right

- The receiver block selection and orientation is dependent on the size of the armpads that are equipped.
- 10" Armpads use the **Reverse** orientation, where Receiver A mounts on the right and Receiver B mounts on the left.
- 14" & 17" Armpads use the **Forward** orientation, where Receiver A mounts on the left and Receiver B mounts on the right.

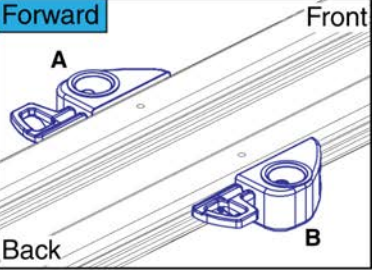
Contact Technical Service for additional information

Reverse



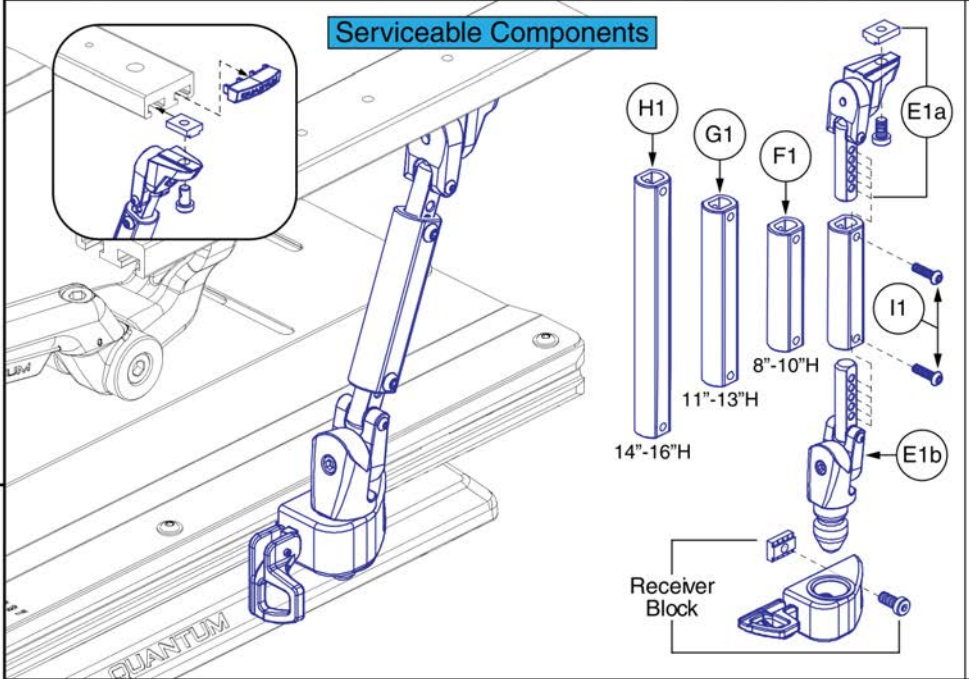
Back Front

Forward



Back Front

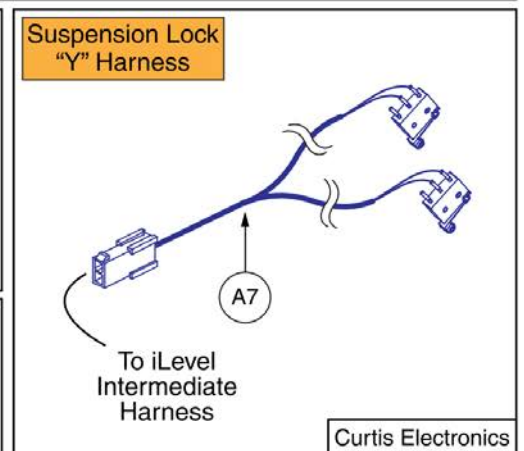
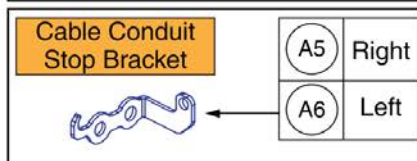
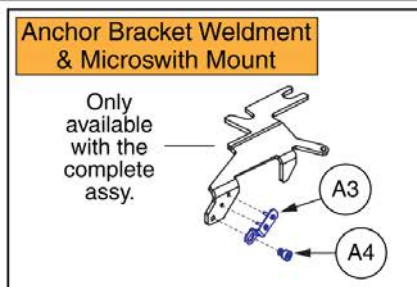
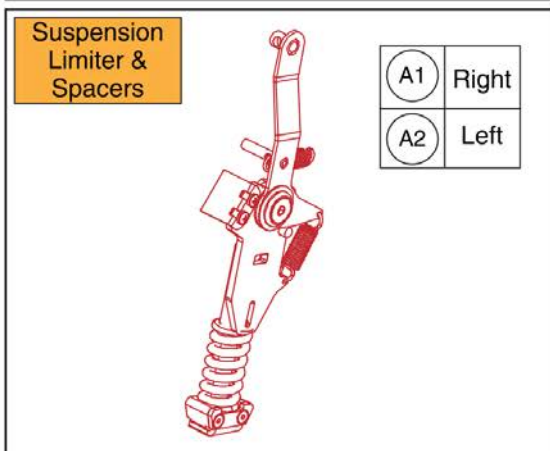
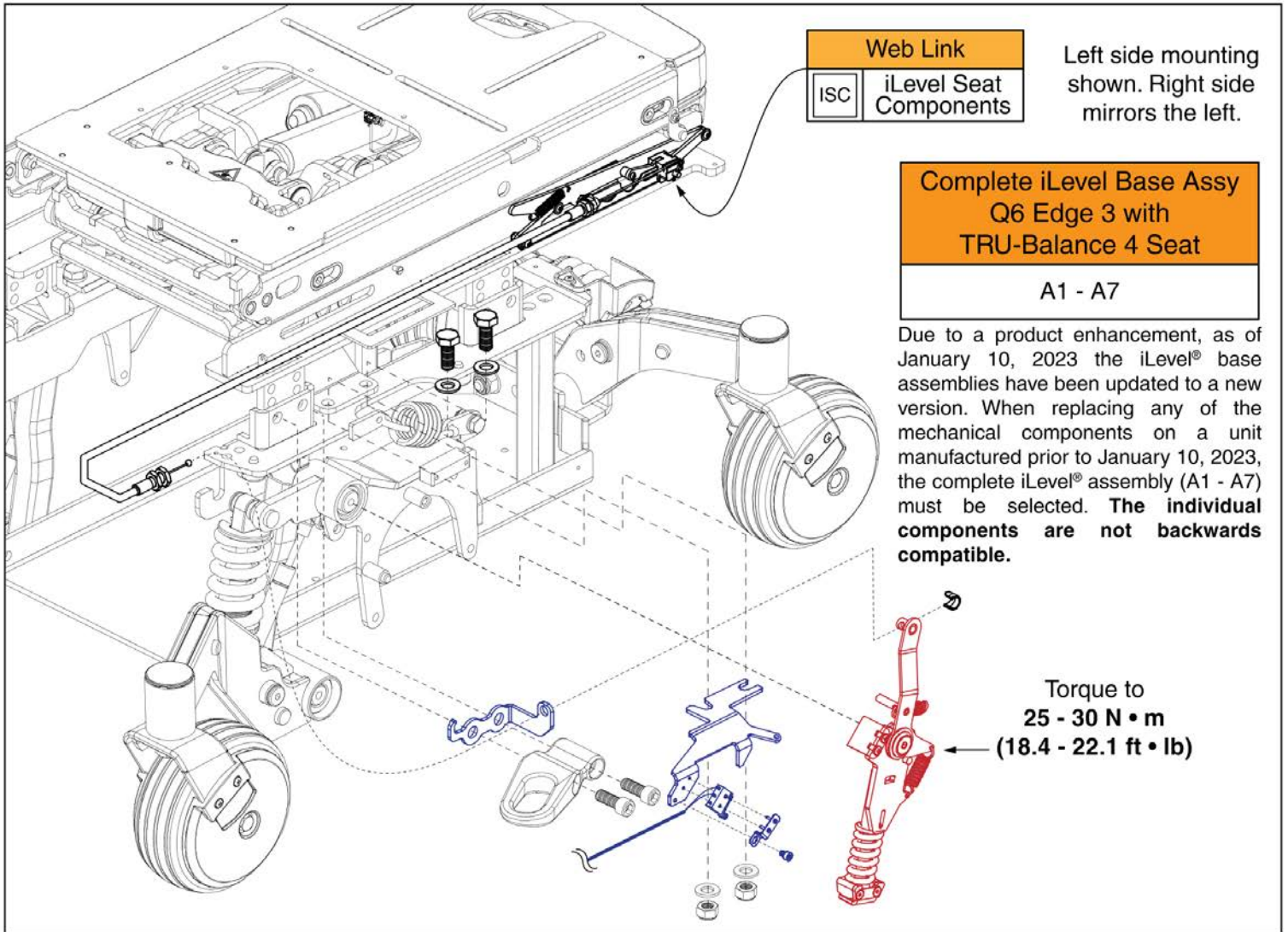
Serviceable Components



QUANTUM

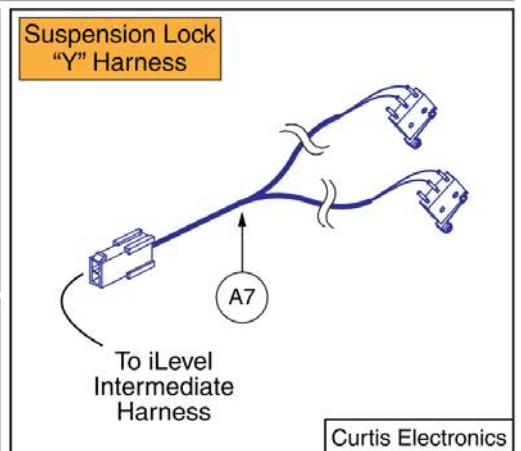
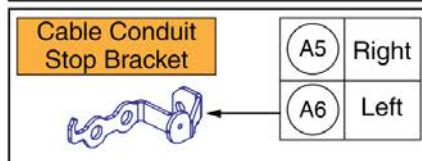
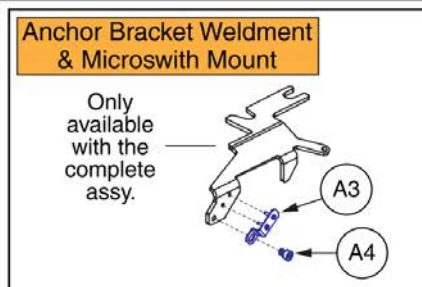
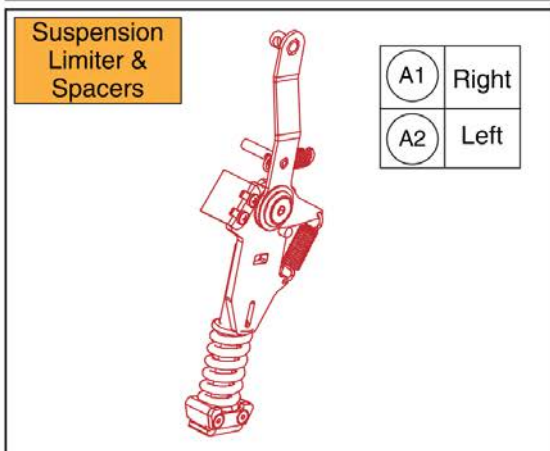
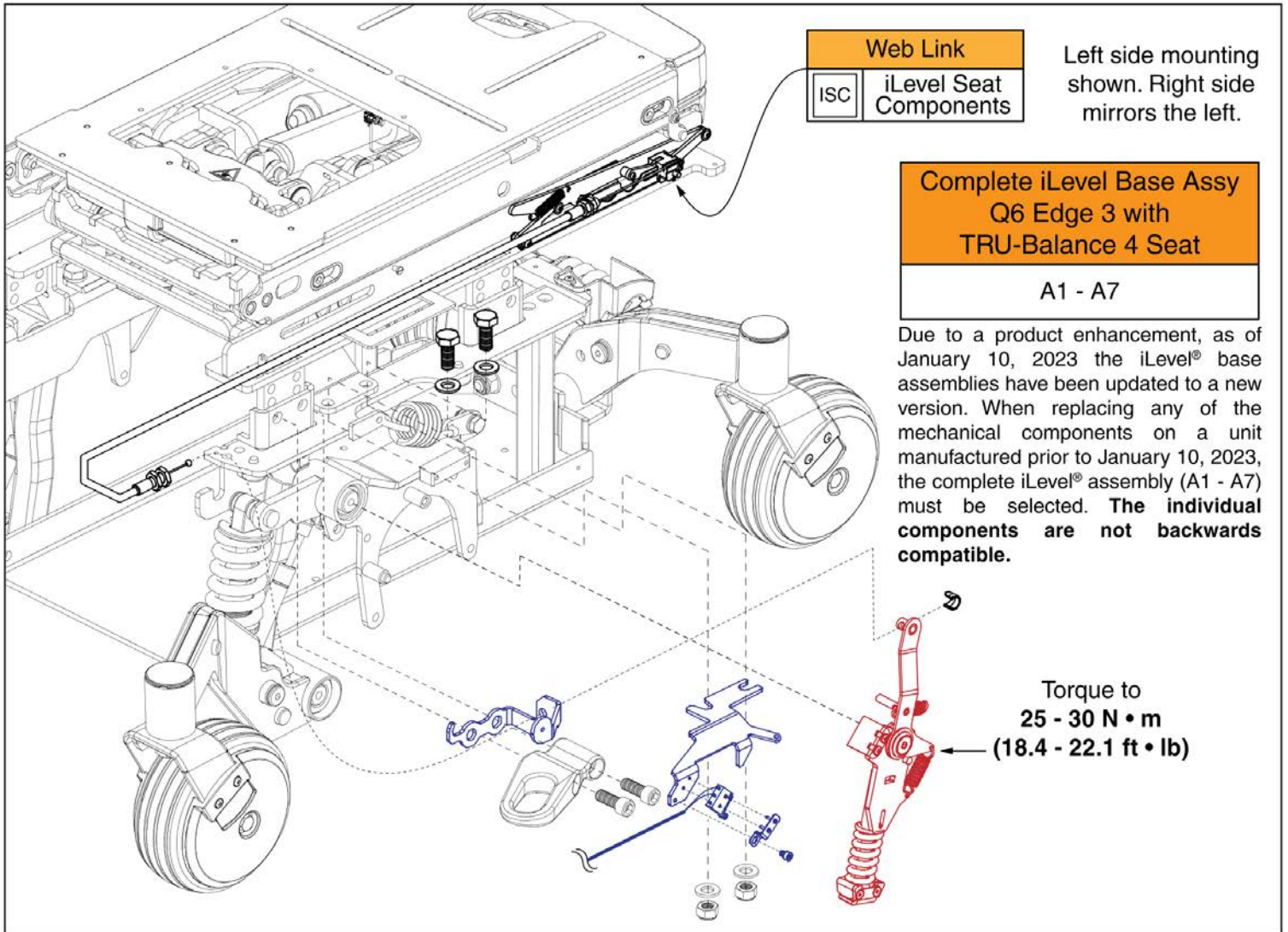
Down Post Assy, Version 3 Flip-back Armrests

Item	Part No.	Name	Qty
A1a	MEC2004721	DOWN POST,ASSY,LEFT,SMALL,TRU-BALANCE 3 ARMREST	1
A1b	MEC2004722	DOWN POST,ASSY,RIGHT,SMALL,TRU-BALANCE 3 ARMREST	1
B1a	MEC2004724	DOWN POST,ASSY,LEFT,MEDIUM,TRU-BALANCE 3 ARMREST	1
B1b	MEC2004726	DOWN POST,ASSY,RIGHT,MEDIUM,TRU-BALANCE 3 ARMREST	1
C1a	MEC2004729	DOWN POST,ASSY,LEFT,LARGE,TRU-BALANCE 3 ARMREST	1
C1b	MEC2004728	DOWN POST,ASSY,RIGHT,LARGE,TRU-BALANCE 3 ARMREST	1
D1a	MEC1709470	LOCKING RECEIVER BLOCK ASSEMBLY A	1
D1b	MEC1900745	LOCKING RECEIVER BLOCK ASSEMBLY B	1
E1a	MEC1804224	UPPER HINGE ASSEMBLY, SUPPORT COLUMN	1
E1b	MEC1805503	LOWER HINGE ASSEMBLY, SUPPORT COLUMN	1
F1	MEC1713949-S	ADJUSTMENT ROD, SMALL, SUPPORT COLUMN (DWG 1713949)	1
G1	MEC1713949-M	ADJUSTMENT ROD, MEDIUM, SUPPORT COLUMN (DWG 1713949)	1
H1	MEC1713949-L	ADJUSTMENT ROD, LARGE, SUPPORT COLUMN (DWG 1713949)	1
I1	HDW1901907	SCREW, BUTTON HEAD, M6X1.0 X 22, ISO 7380-1, CL 10.9, BZ, PVTP	2



iLevel Base Components, Q6 Edge 3 w/ TRU-Balance 4 Seat

Item	Part No.	Name	Qty
A1 - A7	MEC147096	ILEVEL,ASSY,Q6 EDGE 2.0 / 3	1
A1	MEC2102710	SUSPENSION LIMITER ASSEMBLY 2, RIGHT	1
A2	MEC2102675	SUSPENSION LIMITER ASSEMBLY 2, LEFT	1
A3	MEC2100345	MICROSWITCH MOUNT TAB ASMB DEUX	2
A4	HDW147454	SCREW, SOCKET HEAD, M4X0.7 X 6, ISO 4762, CL 10.9, BZ, PVTP	2
A5	MEC146630	RIGHT CABLE CONDUIT STOP BRACKET	1
A6	MEC146616	LEFT CABLE CONDUIT STOP BRACKET	1
A7	ELE145674	HARNESS,ILEVEL BASE SUSPENSION LOCK SIGNAL CURTIS,Q6EDGE	1
ISC		WEB LINK,IPB,ILEVEL SEATING COMPONENTS (This is not an orderable part, see IPB)	0

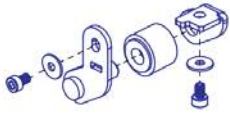


iLevel Base Components for Lights, Q6 Edge 3 w/ TRU-Balance 4 Seat

Item	Part No.	Name	Qty
A1 - A7	MEC169545	ILEVEL,ASSY,BASE MOUNTED LIGHTS,Q6 EDGE 2.0 / 3	1
A1	MEC2102710	SUSPENSION LIMITER ASSEMBLY 2, RIGHT	1
A2	MEC2102675	SUSPENSION LIMITER ASSEMBLY 2, LEFT	1
A3	MEC2100345	MICROSWITCH MOUNT TAB ASMB DEUX	2
A4	HDW147454	SCREW, SOCKET HEAD, M4X0.7 X 6, ISO 4762, CL 10.9, BZ, PVTP	2
A5	MEC153159	RIGHT CABLE BRACKET WITH LIGHT EXTENSION	1
A6	MEC152998	LEFT CABLE BRACKET WITH LIGHT EXTENSION	1
A7	ELE145674	HARNESS,ILEVEL BASE SUSPENSION LOCK SIGNAL CURTIS,Q6EDGE	1
ISC		WEB LINK,IPB,ILEVEL SEATING COMPONENTS (This is not an orderable part, see IPB)	0

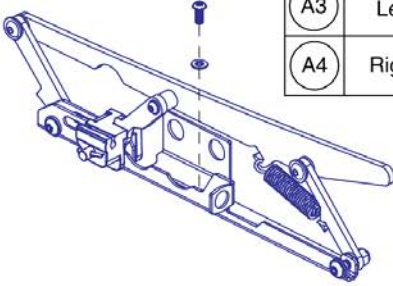
iLevel Seat Engagement Assy & Cable, Q6 Edge 3, TRU-Balance 4 Seating

Engagement Assembly



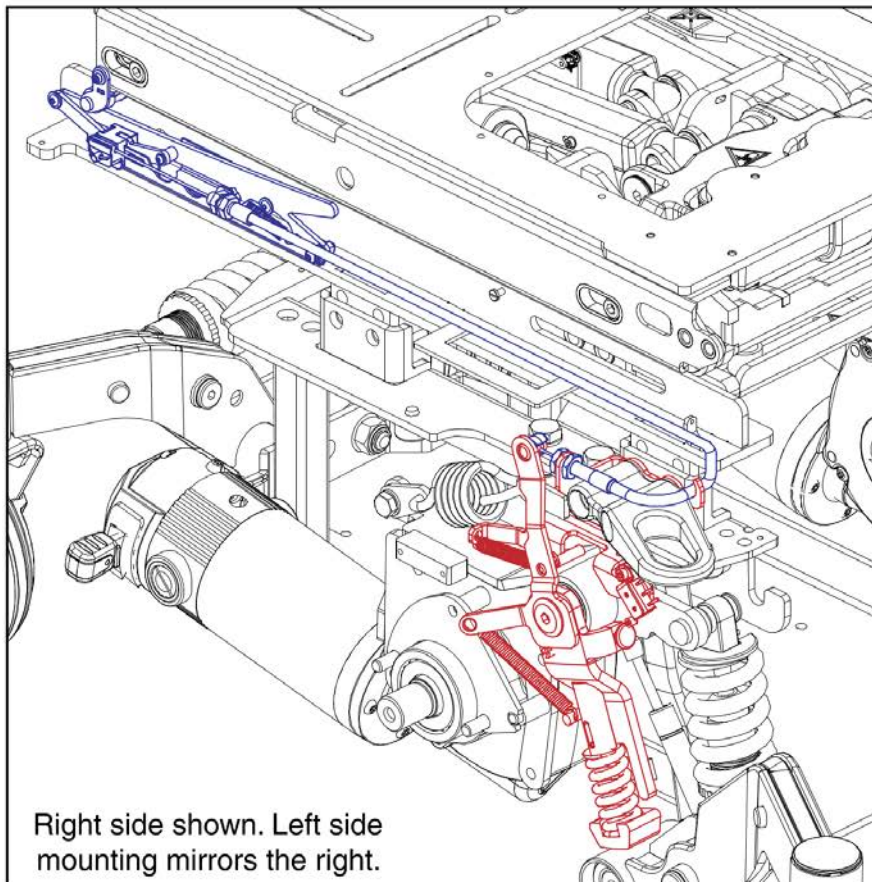
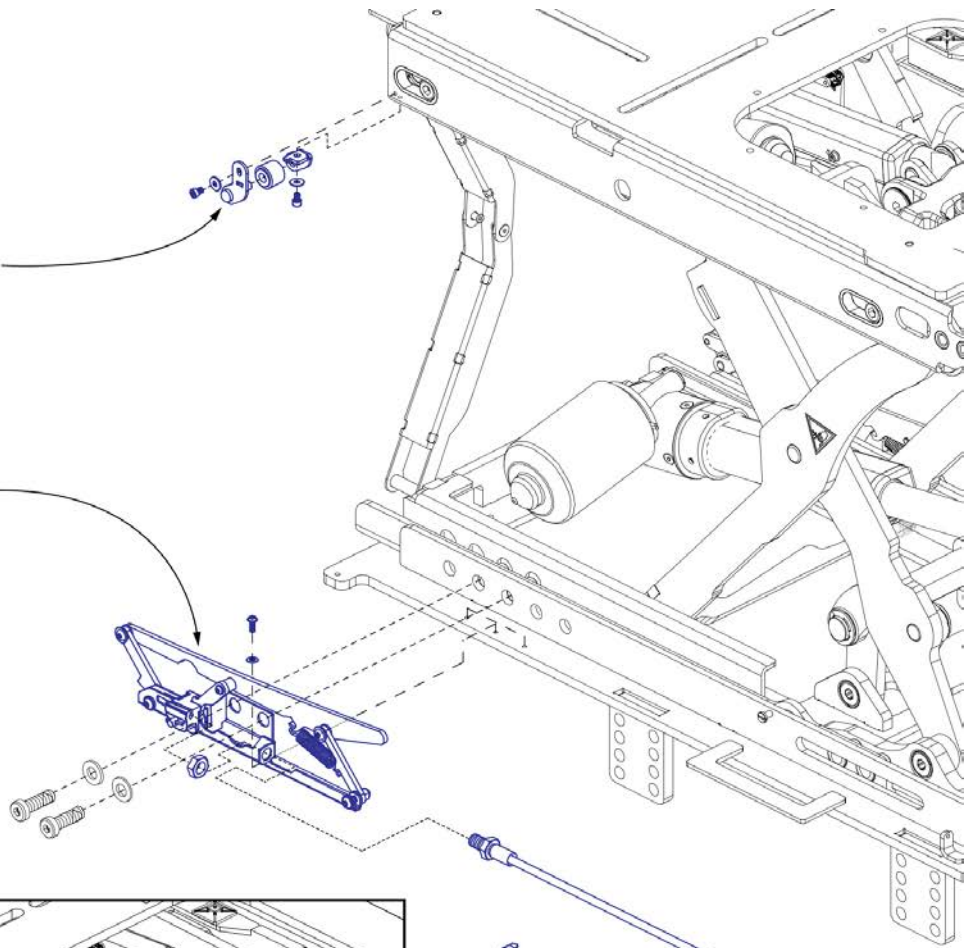
A1	Left
A2	Right

iLevel Assembly, TRU-Balance 4

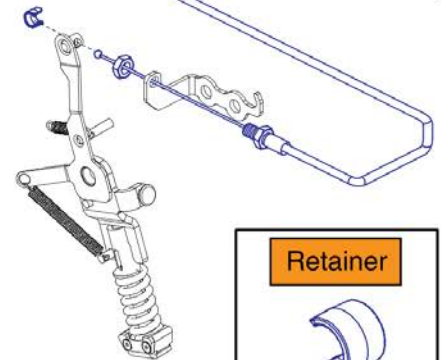


A3	Left
A4	Right


See the seat interface IPB page for mounting hardware and depth settings.



Right side shown. Left side mounting mirrors the right.

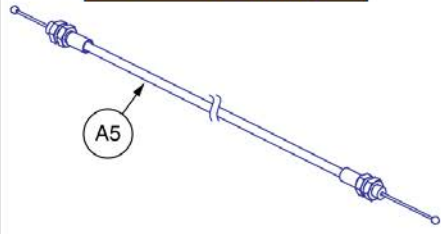


Retainer



A6

Cable Assembly



A5

Please note: The cable will need to be conformed to shape during installation.

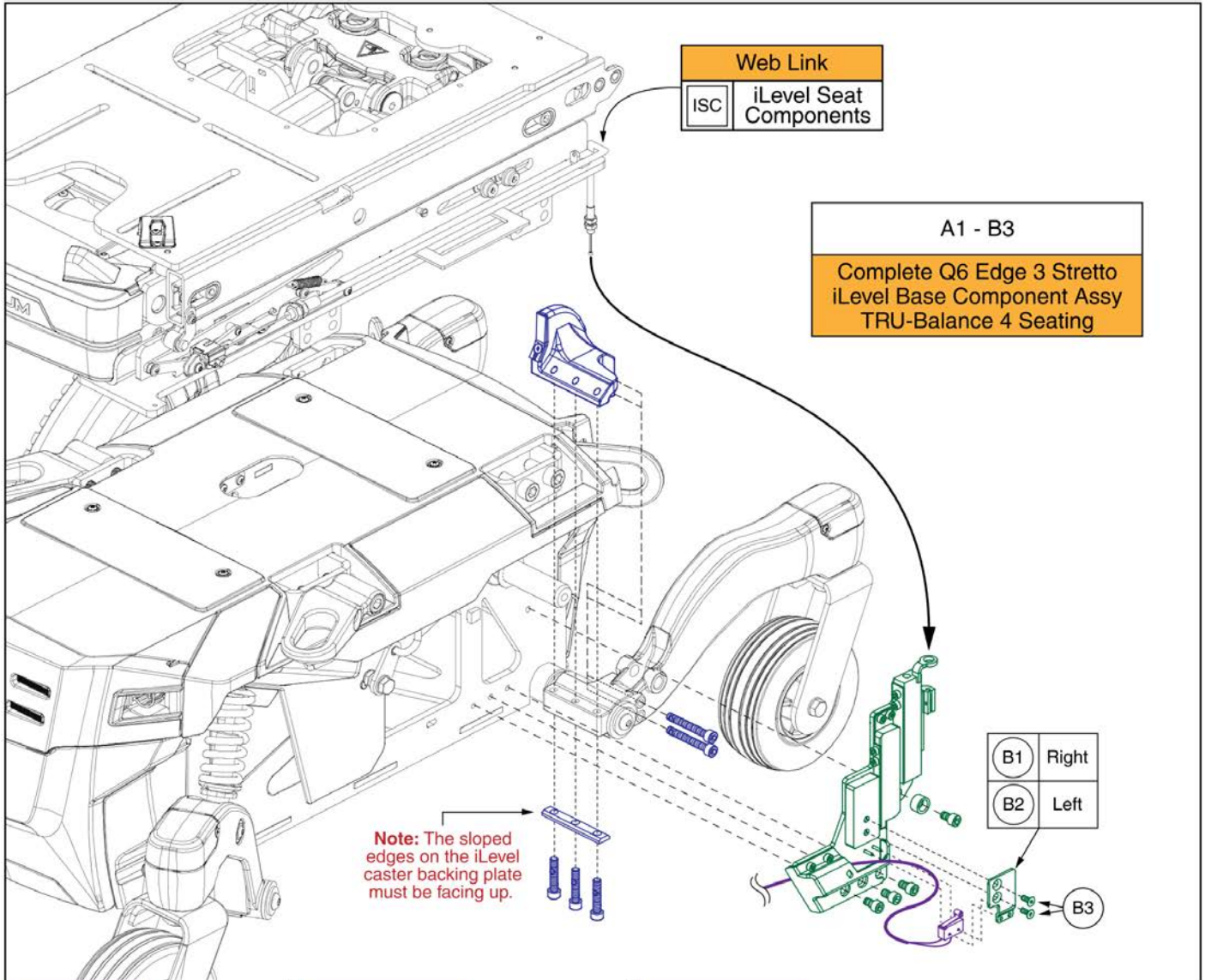
iLevel Seat Engagement Assy & Cable, Q6 Edge 3, TRU-Balance 4 Seating

Item	Part No.	Name	Qty
A1 - A6	MEC2009577	ILEVEL,ASSY,TRU-BALANCE 4 POWER ADJUSTABLE SEAT LIFT W/ILEVEL	1
A1	MEC1909903	ILEVEL ENGAGEMENT ASSEMBLY, LEFT	1
A2	MEC1909904	ILEVEL ENGAGEMENT ASSEMBLY, RIGHT	1
A3	MEC2009408	ILEVEL ASSEMBLY,ANTERIOR SYSTEM,LEFT,W/HARDWARE	1
A4	MEC2009409	ILEVEL ASSEMBLY,ANTERIOR SYSTEM,RIGHT,W/HARDWARE	1
A5	MEC2004398	ILEVEL SUSPENSION LOCKOUT CABLE ASSEMBLY, STRAIGHT, 587 CABLE LENGTH, 114 STROKE	2
A6	DGN146907	ILEVEL CABLE END RETAINER	2

iLevel Base Components, Stretto, TRU-Balance 4

Notes:

- The Motor and Suspension Assy's are omitted from the illustration for clarity. They can remain installed for the removal or installation of the iLevel Base Components.
- Right side mounting is shown. The left side mounting mirrors the right side.
- Only items with callouts are available for replacement. Individual components are contained within the assy's.
- When servicing iLevel Base Components, both the left and right sides must be replaced.



Suspension Limiter Assy's

A1	Right
A2	Left

Includes B1, B2, & B3

Caster Arm Stop Block Assy's

A3	Right
A4	Left

Suspension Lock "Y" Harness

A5

To I-Level Intermediate Harness

Curtis Electronics

Side Cover Decals

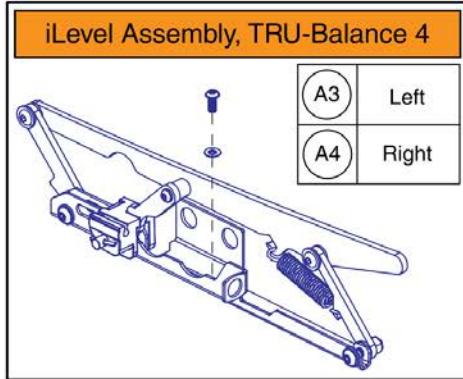
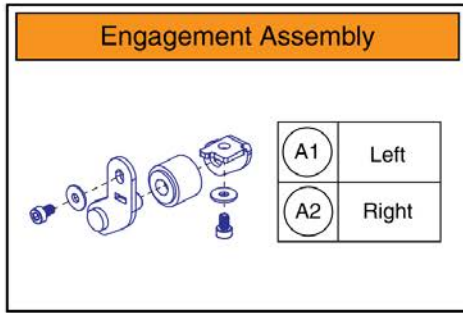
A6

Tie Wraps

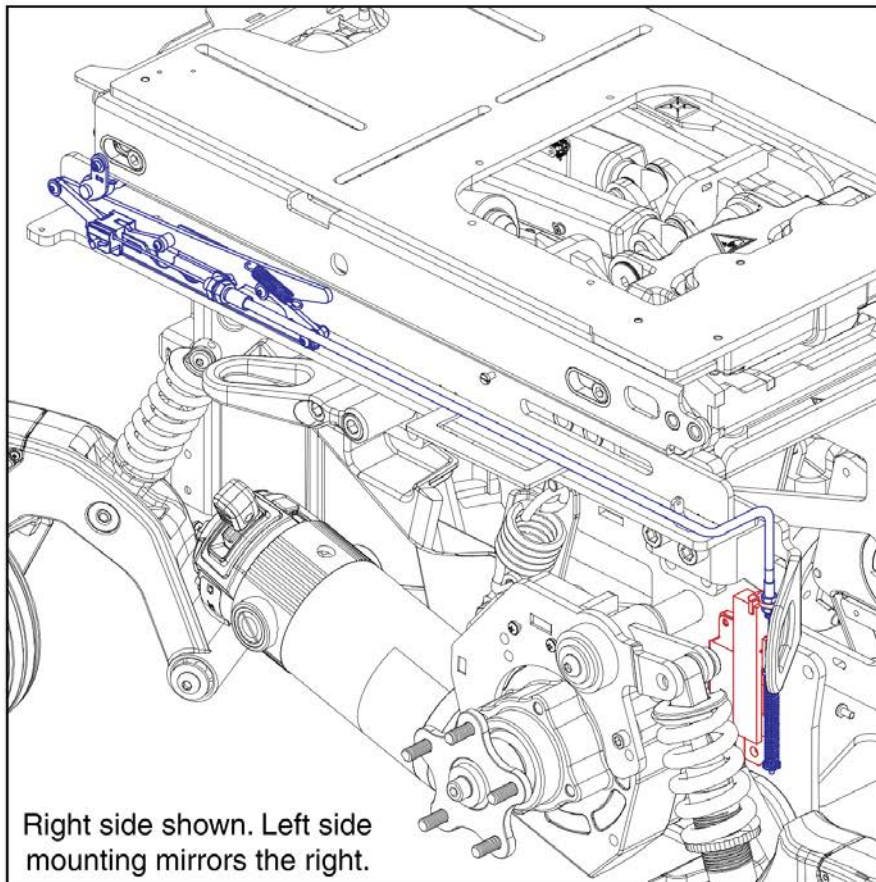
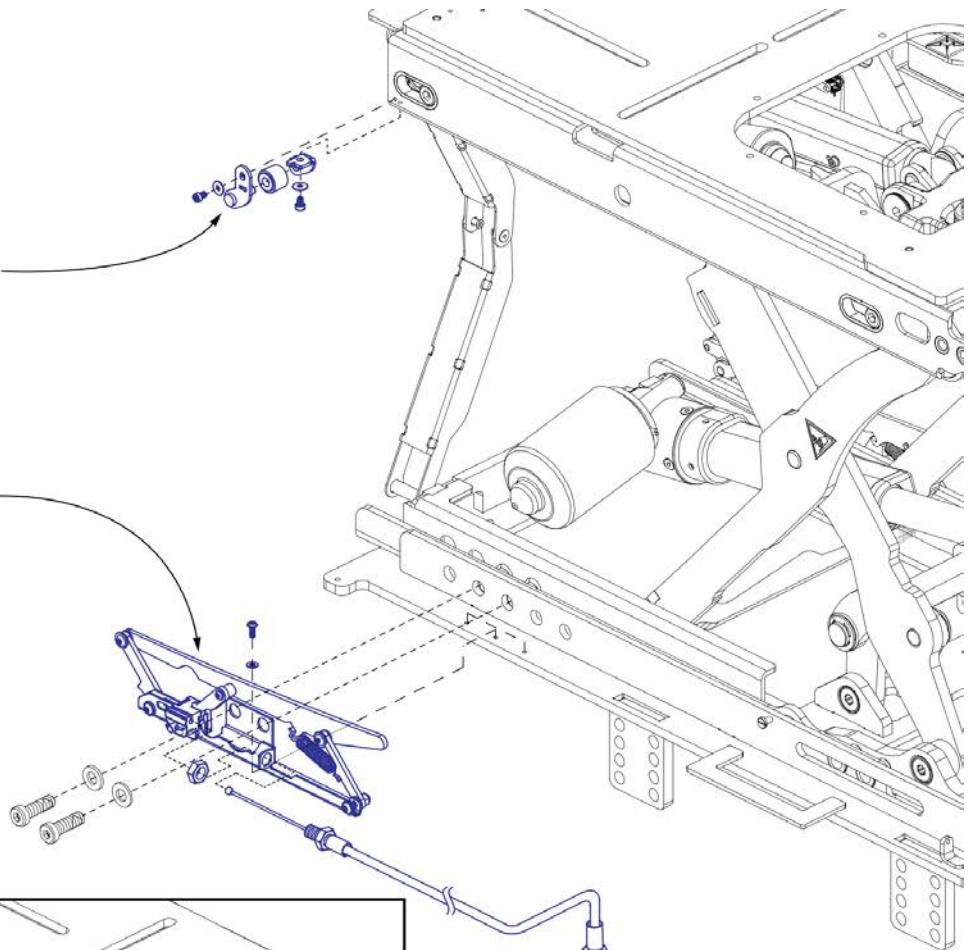
A7

iLevel Base Components, Stretto, TRU-Balance 4

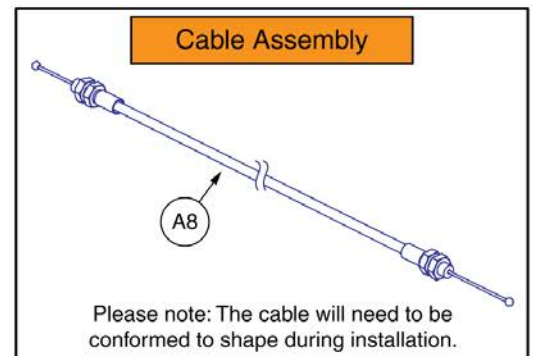
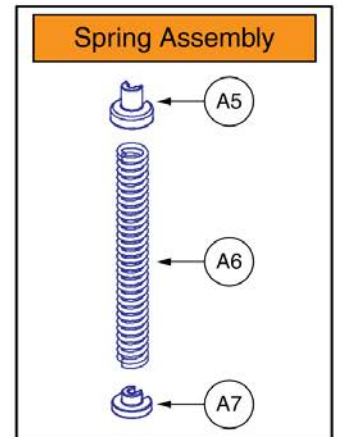
Item	Part No.	Name	Qty
A1 - B3	MEC2009402	ILEVEL,ASSY,Q6EDGE 3 STRETTO,TRU-BALANCE 4 SEAT	1
A1	MEC2203018	ILEVEL ATTACHMENT ASSEMB,RIGHT,Q6EDGE 3 STRETTO,TRU-BALANCE 4	1
A2	MEC2203017	ILEVEL ATTACHMENT ASSEMB,LEFT,Q6EDGE 3 STRETTO,TRU-BALANCE 4	1
A3	MEC1900335	RIGHT CASTER ARM ILEVEL ASSM	1
A4	MEC1900333	LEFT CASTER ARM ILEVEL ASSM	1
A5	ELE145674	HARNES,ILEVEL BASE SUSPENSION LOCK SIGNAL CURTIS,Q6EDGE	1
A6	LAB1906474	DECAL, I-LEVEL SIDE RAIL LABEL	2
A7	PLSTIE1004	TIEDOWN STRAP, 200 LG, PLASTIC, BLACK, SPEC NO. 2106329-2-50-175-V2	2
B1	MEC1900288	ILEVEL SWITCH PLATE, RIGHT	1
B2	MEC1810306	ILEVEL, SWITCH PLATE, LEFT	1
B3	HDW154800	SCREW, FLAT HEAD, M4X0.7 X 10, ISO 10642, CL 10.9, BZ, PVTP	2
ISC		WEB LINK,IPB,ILEVEL SEATING COMPONENTS (This is not an orderable part, see IPB)	0



See the seat interface IPB page for mounting hardware and depth settings.

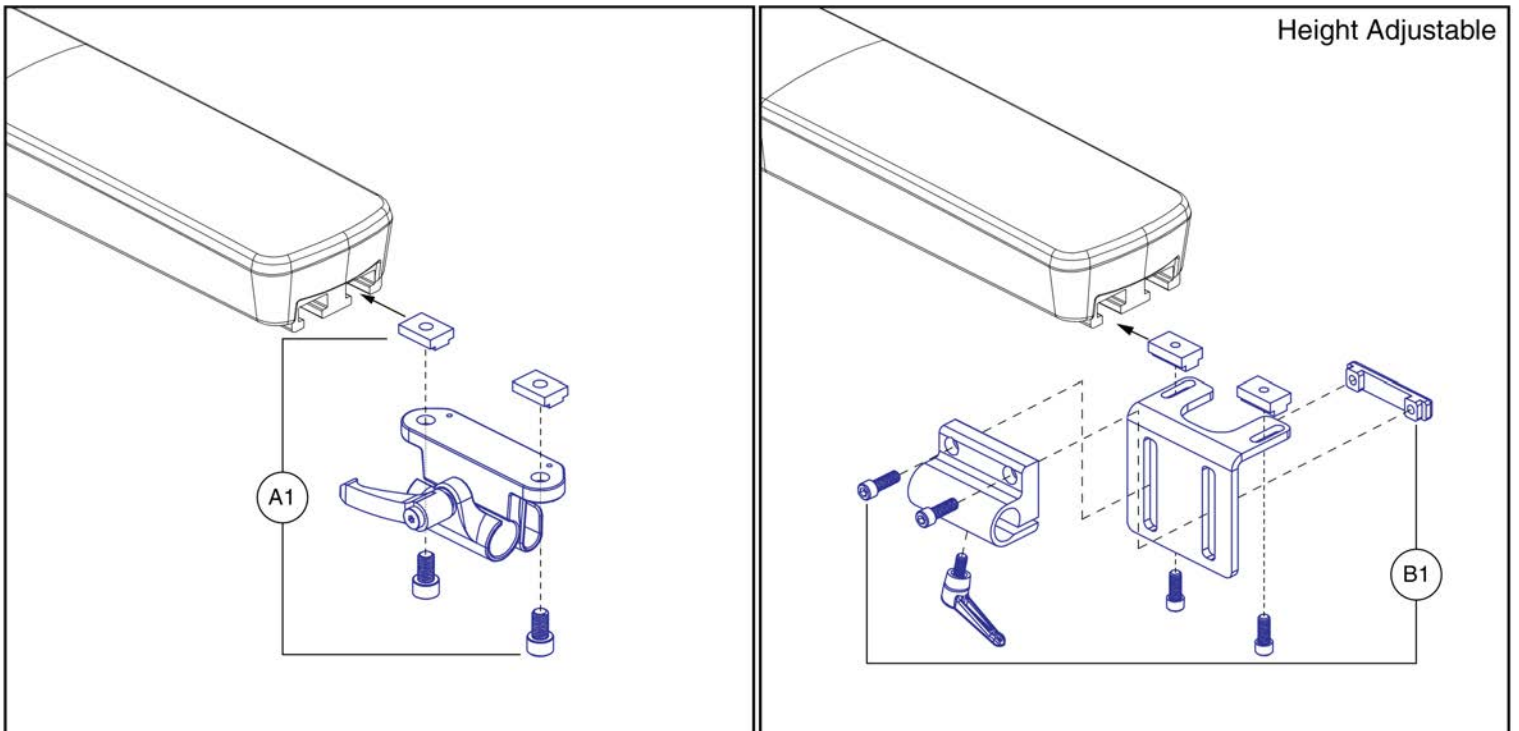


Right side shown. Left side mounting mirrors the right.



iLevel Seat Engagement Assy & Cable, Stretto, TRU-Balance 4

Item	Part No.	Name	Qty
A1 - A8	MEC2009578	ILEVEL,ASSY,TRU-BALANCE 4 POWER ADJUSTABLE SEAT LIFT W/ILEVEL,STRETTO	1
A1	MEC1909903	ILEVEL ENGAGEMENT ASSEMBLY, LEFT	1
A2	MEC1909904	ILEVEL ENGAGEMENT ASSEMBLY, RIGHT	1
A3	MEC2009408	ILEVEL ASSEMBLY,ANTERIOR SYSTEM,LEFT,W/HARDWARE	1
A4	MEC2009409	ILEVEL ASSEMBLY,ANTERIOR SYSTEM,RIGHT,W/HARDWARE	1
A5	MEC2007481	SPRING RETAINER, ILEVEL STRESS RELIEF ASSEMBLY	2
A6	MEC2007598	SPRING, COMPRESSION, .217 ID X .3125 OD X 2.5 FLG, 15.7 LB/IN, BLACK, DRAWING 2007598	2
A7	MEC2007480	DIE CAST FITTING RETAINER, ILEVEL STRESS RELIEF ASSEMBLY	2
A8	MEC2006617	ILEVEL SUSPENSION LOCKOUT CABLE ASSEMBLY, STRAIGHT, 782 CABLE LENGTH, 185 STROKE	2



Joystick Receivers, TRU-Balance 4

Item	Part No.	Name	Qty
A1	MEC1809294	JOYSTICK RECEIVER MOUNT,ASSY,W/MOUNTING HARDWARE,ADJUSTABLE HANDLE	1
B1	ST-ARM250T-Q	JOYSTICK MOUNT,ASSY,HEIGHT ADJUSTABLE,W/TRACK HARDWARE	1



Owner's Package

Owner's Manual, TRU-Balance 4, Australia

Item	Part No.	Name	Qty
N/A	INFMANU4627	MANUAL,TRANSIT SECUREMENT SYSTEM,POWERCHAIR,AUSTRALIA/EUROPE	1
N/A	INFINFB2245	MANUAL,INSTRUCTION SHEET,QUANTUM POWER CHAIROPTIMIZING	1
N/A	INFINFB3797	MANUAL,INSTRUCTION SHEET,QUANTUM 4FRONT POWER CHAIR OPTIMIZING	1
N/A	INFMANU5231	MANUAL,BASIC OPERATION INSTRUCTIONS,TRU-BALANCE 4 POWER POSITIONING SYSTEM,ENGLISH	1
N/A		MANUAL,FULL SYSTEM SET-UP GUIDE,TRU-BALANCE 4	1



Decal Package

Decal Package, TRU-Balance 4, Australia

Item	Part No.	Name	Qty
N/A	DWR1235L199	DECAL,READ OWNER'S MANUAL,ONLY AN AUTHORIZED TECHNICIAN CAN ADJUST THE SEAT,L-1235-199	1
N/A	DWR1234L004	DECAL,ICON,300LBS/135 KG,MAXIMUM WEIGHT CAPACITY,L-1234-004	1
N/A	DWR1235L167	DECAL,PINCH POINT WARNING,0.50",L-1235-167	2

Appendix A:Pages Index

10"-14"W Back Pans, TB3 / TRU-Balance 4 Backs 35, 75

12"-21"W Aftermarket Back Adapter Kit, TB3 / TB3 Redesigned / TRU-Balance 4 Backs 111

12"W Sport Back 4 Complete Assy's, TB3 / TRU-Balance 4 Backs 57

14"-16"W Back Pans, TB3 Redesigned / TRU-Balance 4 Backs 37, 77

14"-16"W Sport Back 4 Complete Assy's, TB3 Redesigned / TRU-Balance 4 Backs 59

16"-20"W Back Pans, TB3 Redesigned / TRU-Balance 4 Backs 39, 79

16"-20"W Sport Back 4 Complete Assy's, TB3 Redesigned / TRU-Balance 4 Backs 61

18"-22"W Back Pans, TB3 Redesigned / TRU-Balance 4 Backs 41, 81

18"-22"W Sport Back 4 Complete Assy's, TB3 Redesigned / TRU-Balance 4 Backs 63

20"-24"W Aftermarket Back Adapter Kit, TB3 / TB3 Redesigned / TRU-Balance 4 Backs 113

AFP Complete Upper Assembly, TRU-Balance 4 149

AFP Lower's and Footplates, 4Front 2, TRU-Balance 4 155

AFP Lower's and Footplates, Q6 Edge 3 Stretto, TRU-Balance 4 153

AFP Lower's and Footplates, Q6 Edge 3, TRU-Balance 4 151

Accessory Bar, TB3 169

Anterior Tilt Angle Retrofit Kits, TRU-Balance 4 Seating 11

Armpads and Mounting Options, Version 3 Flip-back Arms 173

Back Cushion Securement Brackets, TB3 Redesigned / TRU-Balance 4 Backs 45, 65, 85

Back Height Extension, 14"-16"W, TB3 Redesigned / TRU-Balance 4 Backs 47, 87

Back Height Extension, 16"-20"W, TB3 Redesigned / TRU-Balance 4 Backs 49, 89

Back Height Extension, 18"-22"W, TB3 Redesigned / TRU-Balance 4 Backs 51, 91

Complete Electronic Assemblies, TRU-Balance 4 125

Decal Package, TRU-Balance 4, Australia 191

Down Post Assy, Version 3 Flip-back Armrests 175

Dual AFP Calf Pads and Mounting Hardware, TRU-Balance 4 157

Edge 3 / 4 Front 2 Seat Mounted Lights, TRU-Balance 4 143

Headrests and Pads, TRU-Balance 4 Seating 123

I-Access & 4-Function Seating Modules & Mounts, TRU-Balance 4 135

I-Access Toggle and Button Replacement Kit 137

Joystick Receivers, TRU-Balance 4 187

Knee Block and Chest Bar, TRU-Balance 4 Seating 161

Lap Belts, TB3 / TRU-Balance 4 163

Lateral Side Cover Inserts, TB3 Redesigned / TRU-Balance 4 Backs 53, 93

Lateral Side Covers, TB3 Redesigned / TRU-Balance 4 Backs 55, 95

Lift & Tilt Frame, Anterior Tilt Switch, & Switching Motor, TRU-Balance 4 9

Light Module & Harnesses, Q6 Edge 3 Stretto, TRU-Balance 4 145

Lighting Module & Harnesses, Q6 Edge 3 / 4Front 2, TRU-Balance 4 141

Occupied Transit Lap Belt Mount, TB3 / TRU-Balance 4 165

Owner's Manual, TRU-Balance 4, Australia 189

Painted E-Box Shroud Covers, TB3 Redesigned / TRU-Balance 4 Backs 119

Privacy Flaps, TB3 / TB3 Redesigned / TRU-Balance 4 Backs 97

Q-Logic 3 Attendant Joystick & Mount 129

Q-Logic 3 Multiplier Harness, Mounts, & Bus Cables, TRU-Balance 4 127

Q-Logic 3 SCIM, Sip & Puff, & ECM Modules & Mounts 133

Q-Logic 3 Standalone Joystick 131

Q-Logic 3 USB Charger Module Assy 139

Rear Shroud Assembly, TRU-Balance 4 Backs 121

Rear Wire Cover and Guide, TRU-Balance 4 117

Recline Back Assembly, TRU-Balance 4 19

Seat Base Matrix, TRU-Balance 4 1

Seat Depth Components, TRU-Balance 4 7

Seat Pans, TRU-Balance 4 3

Seat Width Components, TRU-Balance 4 5

Serviceable Components, Dual Actuator AFP, TRU-Balance 4 159

Side Rail Interface Covers, TRU-Balance 4 115

Sport Back 4 Cushion Covers, 12"-18"W 71

Sport Back 4 Cushion Covers, 19"-22"W 73

Sport Back 4 Cushions, 12"-18"W 67

Sport Back 4 Cushions, 19"-22"W 69

Stealth Lap Belts, TRU-Balance 4 167

Stealth Q-Back 2, Active Contour w/ International Sizes 99

Stealth Q-Back 2, Active Contour, AFT Series 105

Stealth Q-Back 2, Deep Contour w/ International Sizes 101

Stealth Q-Back 2, Deep Contour, AFT Series 107

Stealth Q-Back 2, Extra Deep Contour 103

Stealth Q-Back 2, Extra Deep Contour, AFT Series 109

Stretto Seat Mounted Lights, TRU-Balance 4 147

TRU-Balance 4 on 4Front 2 - Seat Interface 13

TRU-Balance 4 on Q6 Edge 3 - Seat Interface 15

TRU-Balance 4 on Q6 Edge 3 Stretto - Seat Interface 17

TRU-Comfort 4 Back Cushion Cover, 12"W 29

TRU-Comfort 4 Back Cushion Covers, 14"-18"W 31

TRU-Comfort 4 Back Cushion Covers, 19"-22"W 33

TRU-Comfort 4 Back Cushion, 12"W 23

TRU-Comfort 4 Back Cushions, 14"-18"W 25

TRU-Comfort 4 Back Cushions, 19"-22"W 27

TRU-Comfort 4 Complete Back Assemblies, TRU-Balance 4 21

TRU-Comfort Bolsters and Supports, TB3 / TB3 Redesigned / TRU-Balance 4 Backs 43, 83

Version 3 Flip-back Armrests 171

iLevel Base Components for Lights, Q6 Edge 3 w/ TRU-Balance 4 Seat 179

iLevel Base Components, Q6 Edge 3 w/ TRU-Balance 4 Seat 177

iLevel Base Components, Stretto, TRU-Balance 4 183

iLevel Seat Engagement Assy & Cable, Q6 Edge 3, TRU-Balance 4 Seating 181

iLevel Seat Engagement Assy & Cable, Stretto, TRU-Balance 4 185

Appendix B:Parts Index

ACC1909634	170	DGN1714085-PPR5	120
ACCBELT1000	164	DGN1714085-PPR7	120
ACCBELT1001	164	DGN1714085-PRD1	120
ACCBELT1002	164	DGN1714085-PRD4	120
ACCBELT1003	164	DGN1714085-PSL3	120
ACCBELT1004	164	DGN1714085-PWT2	120
ACCBELT1006	164	DGN1714085-PYL4	120
ACCBELT1016	166	DGN1714085-WCB1	120
ARM136408	174	DGN1714085-WCM7	120
ARM136409	174	DGN1714085-WFL2	120
ARM1806662	172	DGN1801407	174
ARM1806663	172	DGN1801411	174
ARM1807647	174	DGN1801530	174
ARM1807648	174	DGN1900261	122
ARM1807650	174	DGN1904463	122
ARM1807652	174	DGN2002631	118
ARM1807653	174	DGN2003877	118
ARM1807656	174	DGN2004275	54, 94
ARM1807657	174	DGN2004465	54, 94
ARM1807658	172	DGN2004466	54, 94
ARM2004693	172	DGN2004467	54, 94
ARM2004694	172	DGN2004468	54, 94
ARM2004695	172	DGN2004469	54, 94
ARM2004696	172	DGN2009141	118
CLPCBLC1041	114	DGN2009259	116
CTL143980	132	DWR1010B161	144, 148
CTL143981	130	DWR1010D298	130
CTL143982	126	DWR1044E456A	98
CTL143986	142, 146	DWR1044E456B	98
CTL143988	134	DWR1234L004	192
CTL143989	134	DWR1235L167	192
CTL143990	134	DWR1235L199	192
CTL144009	136	DWR1306D014	44, 84
CTL144010	136	DWR1306D059	44, 84
CUS122169	44, 84	DWR1404B003	152, 154, 156
CUS131244	44, 84	DWR1404B010	160
DGN146907	182	DWR1404D029	158
DGN154742	130, 132	DWR1404D030	158
DGN168855	174, 174, 174	DWR1404D031	158
DGN1714080	122	ELE131477	144
DGN1714081	122	ELE145674	178, 180, 184
DGN1714085-PBK1	120	ELE167794	142
DGN1714085-PBK3	120	ELE168069	140
DGN1714085-PBU10	120	ELE168114	142
DGN1714085-PBU11	120	ELE1808585	146
DGN1714085-PBU9	120	ELE1808813	146
DGN1714085-PGN11	120	ELE1905403	148
DGN1714085-PGN8	120	ELE1905835	146
DGN1714085-POR7	120	ELE2000970	126
DGN1714085-PPK3	120	ELE2001313	126
DGN1714085-PPK4	120	ELE2001507	10
		ELE2009579	126

ELE2009581	126	HPL_TC4_BACK_CUSH_1418	22
ELE2100435	126	HPL_TC4_BACK_CUSH_1922	22
ELE2100436	126	HPL_TC4_BACK_EXT	22
ELE2100439	126	HPL_TC4_BACK_LAT_COVERS	22
ELE2101872	126	HPL_TC4_BACK_PLATE_12	22
ELEASMB7120023	144, 148	HPL_TC4_BACK_PLATE_1416	22
ELEASMB7120024	144, 148	HPL_TC4_BACK_PLATE_1620	22
ELEASMB7120025	144	HPL_TC4_BACK_PLATE_1822	22
ELEASMB7120026	144	INDPART2327	124
FAB140123	98	INFINFB2245	190
FRM8120061	20	INFINFB3797	190
FRMASMB10455	130	INFINFB4350	190
FRMASMB11156	132	INFMANU4627	190
FRMASMB17964	158	INFMANU5231	190
HAR143994	142, 146	KIT153257	114
HAR144000	128	KIT1910429	138
HAR144001	132	KIT2202055	12
HAR144004	128	KIT2202057	12
HAR144005	128	KIT2205377	10
HDW120015	160	LAB1906474	184
HDW121242	114	MEC121720	144, 148
HDW124709	36, 76	MEC125270	130
HDW124711	36, 76	MEC131121	20
HDW124866	14, 16, 18, 172	MEC131475	144, 148
HDW130230	164	MEC131663	114
HDW131319	174	MEC131706	114
HDW131909	164, 168	MEC138192	134
HDW133622	172	MEC141241	152, 154
HDW135288	20, 126	MEC141646	152, 154
HDW138262	8, 14, 16, 18, 152, 154, 156	MEC141648	152, 154, 156
HDW138550	20	MEC141650	152, 154, 156
HDW142810	16, 18	MEC144220	152, 154
HDW147454	178, 180	MEC144221	152, 154
HDW154800	184	MEC144370	6
HDW166689	172	MEC145365	20
HDW1700456	14	MEC145989	6
HDW1700856	172	MEC146616	178
HDW1708498	10	MEC146630	178
HDW1714576	164	MEC147096	178
HDW1804080	20	MEC151365	152, 156
HDW1901907	176	MEC151369	152
HDW2004312	118	MEC151468	152
HDWASMB1084	124	MEC151470	152
HDWASMB1166	124	MEC151472	152, 156
HPL_ILEVEL_CABLES	178, 180, 184	MEC151473	152
HPL_QL3_MULTI_HARN	130, 132, 134	MEC152998	180
HPL_TB4_AFP_UPPER	160	MEC153159	180
HPL_TB4_CHEST_BAR	10	MEC156032	126
HPL_TB4_SEAT_LIGHTS	142, 146	MEC1610914	172
HPL_TC4_BACK_BOLSTERS	22	MEC1611656	128
HPL_TC4_BACK_BRACKETS	22	MEC1611657	128
HPL_TC4_BACK_CUSH_12	22	MEC1612354	172

MEC1612355	172	MEC1906116	40, 50, 80, 90
MEC162072	134, 142, 146	MEC1906117	42, 52, 82, 92
MEC163649	174, 174	MEC1906531	136
MEC166472	172	MEC1906564	136
MEC169545	180	MEC1907389	46, 60, 62, 64, 66, 86
MEC1700306	174, 174	MEC1907500	136
MEC1700307	174	MEC1909903	182, 186
MEC1702840	8	MEC1909904	182, 186
MEC1707397	156	MEC1909905	166
MEC1707399	156	MEC2000348	14, 16
MEC1707400	156	MEC2000349	14, 16
MEC1707401	156	MEC2000350	18
MEC1707403	156	MEC2000351	18
MEC1707409	156	MEC2001392	136
MEC1707426	156	MEC2004398	182
MEC1707428	156	MEC2004721	176
MEC1709470	176	MEC2004722	176
MEC1713949-L	176	MEC2004724	176
MEC1713949-M	176	MEC2004726	176
MEC1713949-S	176	MEC2004728	176
MEC1804224	176	MEC2004729	176
MEC1804302	56, 96	MEC2006617	186
MEC1804303	56, 96	MEC2007480	186
MEC1804304	56, 96	MEC2007481	186
MEC1804305	56, 96	MEC2007598	186
MEC1804306	56, 96	MEC2009082	18
MEC1804307	56, 96	MEC2009085	16
MEC1804308	56, 96	MEC2009124	20
MEC1804309	56, 96	MEC2009356	10
MEC1804310	56, 96	MEC2009399	10
MEC1804311	56, 96	MEC2009400	10
MEC1804312	56, 96	MEC2009402	184
MEC1804313	56, 96	MEC2009408	182, 186
MEC1805503	176	MEC2009409	182, 186
MEC1807227	172	MEC2009577	182
MEC1807228	172	MEC2009578	186
MEC1807229	172	MEC2100345	178, 180
MEC1807230	172	MEC2100929	14
MEC1809294	188	MEC2101893	16, 18
MEC1810306	184	MEC2102675	178, 180
MEC1900288	184	MEC2102710	178, 180
MEC1900333	184	MEC2103319	14, 16, 18
MEC1900335	184	MEC2104886	162
MEC1900745	176	MEC2202129	18
MEC1902176	120	MEC2203017	184
MEC1904509	56, 96	MEC2203018	184
MEC1904510	56, 96	MOT1902292	20
MEC1904511	56, 96	MOT2008780	160
MEC1904512	56, 96	NUT8120005	6, 172
MEC1904513	56, 96	NUTACRN1036	160
MEC1904515	56, 96	NUTNYLK1014	114
MEC1906115	38, 48, 78, 88	NUTNYLK1019	20

NUTNYLK1065	144, 148	QB2AL20EX	104
PLS8110043	160	QB2AL20EXX	104
PLSTIE1004	126, 184	QU-SB4-1211	68
POS148484	124	QU-SB4-1213	68
QB2AFT16AS	106	QU-SB4-1413	68
QB2AFT16DS	108	QU-SB4-1415	68
QB2AFT16DT	108	QU-SB4-1417	68
QB2AFT16EXX	110	QU-SB4-1419	68
QB2AFT18AS	106	QU-SB4-1421	68
QB2AFT18DS	108	QU-SB4-1423	68
QB2AFT18DT	108	QU-SB4-1425	68
QB2AFT20DT	108	QU-SB4-1513	68
QB2AL14AS	100	QU-SB4-1515	68
QB2AL14AT	100	QU-SB4-1517	68
QB2AL14DS	102	QU-SB4-1519	68
QB2AL14DT	102	QU-SB4-1521	68
QB2AL14ES	104	QU-SB4-1523	68
QB2AL14ET	104	QU-SB4-1525	68
QB2AL16AS	100	QU-SB4-1613	68
QB2AL16AT	100	QU-SB4-1615	68
QB2AL16AX	100	QU-SB4-1617	68
QB2AL16AXX	100	QU-SB4-1619	68
QB2AL16DS	102	QU-SB4-1621	68
QB2AL16DT	102	QU-SB4-1623	68
QB2AL16DX	102	QU-SB4-1625	68
QB2AL16DXX	102	QU-SB4-1713	68
QB2AL16ES	104	QU-SB4-1715	68
QB2AL16ET	104	QU-SB4-1717	68
QB2AL16EX	104	QU-SB4-1719	68
QB2AL16EXX	104	QU-SB4-1721	68
QB2AL18AS	100	QU-SB4-1723	68
QB2AL18AT	100	QU-SB4-1725	68
QB2AL18AX	100	QU-SB4-1813	68
QB2AL18AXX	100	QU-SB4-1815	68
QB2AL18DS	102	QU-SB4-1817	68
QB2AL18DT	102	QU-SB4-1819	68
QB2AL18DX	102	QU-SB4-1821	68
QB2AL18DXX	102	QU-SB4-1823	68
QB2AL18ES	104	QU-SB4-1825	68
QB2AL18ET	104	QU-SB4-1913	70
QB2AL18EX	104	QU-SB4-1915	70
QB2AL18EXX	104	QU-SB4-1917	70
QB2AL20AS	100	QU-SB4-1919	70
QB2AL20AT	100	QU-SB4-1921	70
QB2AL20AX	100	QU-SB4-1923	70
QB2AL20AXX	100	QU-SB4-1925	70
QB2AL20DS	102	QU-SB4-2013	70
QB2AL20DT	102	QU-SB4-2015	70
QB2AL20DX	102	QU-SB4-2017	70
QB2AL20DXX	102	QU-SB4-2019	70
QB2AL20ES	104	QU-SB4-2021	70
QB2AL20ET	104	QU-SB4-2023	70

QU-SB4-2025	70	QU-TC4V-1915	28
QU-SB4-2113	70	QU-TC4V-1917	28
QU-SB4-2115	70	QU-TC4V-1919	28
QU-SB4-2117	70	QU-TC4V-1921	28
QU-SB4-2119	70	QU-TC4V-1923	28
QU-SB4-2121	70	QU-TC4V-1925	28
QU-SB4-2123	70	QU-TC4V-2013	28
QU-SB4-2125	70	QU-TC4V-2015	28
QU-SB4-2213	70	QU-TC4V-2017	28
QU-SB4-2215	70	QU-TC4V-2019	28
QU-SB4-2217	70	QU-TC4V-2021	28
QU-SB4-2219	70	QU-TC4V-2023	28
QU-SB4-2221	70	QU-TC4V-2025	28
QU-SB4-2223	70	QU-TC4V-2113	28
QU-SB4-2225	70	QU-TC4V-2115	28
QU-TC4V-1211	24	QU-TC4V-2117	28
QU-TC4V-1413	26	QU-TC4V-2119	28
QU-TC4V-1415	26	QU-TC4V-2121	28
QU-TC4V-1417	26	QU-TC4V-2123	28
QU-TC4V-1419	26	QU-TC4V-2125	28
QU-TC4V-1421	26	QU-TC4V-2213	28
QU-TC4V-1423	26	QU-TC4V-2215	28
QU-TC4V-1425	26	QU-TC4V-2217	28
QU-TC4V-1513	26	QU-TC4V-2219	28
QU-TC4V-1515	26	QU-TC4V-2221	28
QU-TC4V-1517	26	QU-TC4V-2223	28
QU-TC4V-1519	26	QU-TC4V-2225	28
QU-TC4V-1521	26	RIG2009246	150
QU-TC4V-1523	26	RIGASMB7120018	158
QU-TC4V-1525	26	RIGASMB7120019	158
QU-TC4V-1613	26	SB4-LBLK1213	72
QU-TC4V-1615	26	SB4-LBLK1413	72
QU-TC4V-1617	26	SB4-LBLK1415	72
QU-TC4V-1619	26	SB4-LBLK1417	72
QU-TC4V-1621	26	SB4-LBLK1419	72
QU-TC4V-1623	26	SB4-LBLK1421	72
QU-TC4V-1625	26	SB4-LBLK1423	72
QU-TC4V-1713	26	SB4-LBLK1425	72
QU-TC4V-1715	26	SB4-LBLK1513	72
QU-TC4V-1717	26	SB4-LBLK1515	72
QU-TC4V-1719	26	SB4-LBLK1517	72
QU-TC4V-1721	26	SB4-LBLK1519	72
QU-TC4V-1723	26	SB4-LBLK1521	72
QU-TC4V-1725	26	SB4-LBLK1523	72
QU-TC4V-1813	26	SB4-LBLK1525	72
QU-TC4V-1815	26	SB4-LBLK1613	72
QU-TC4V-1817	26	SB4-LBLK1615	72
QU-TC4V-1819	26	SB4-LBLK1617	72
QU-TC4V-1821	26	SB4-LBLK1619	72
QU-TC4V-1823	26	SB4-LBLK1621	72
QU-TC4V-1825	26	SB4-LBLK1623	72
QU-TC4V-1913	28	SB4-LBLK1625	72

SB4-LBLK1713	72	SCRASBH1264	38, 40, 42, 48, 50, 52, 56, 78, 80, 82, 88, 90, 92, 96
SB4-LBLK1715	72	SCRHHCS1412	6, 8, 172
SB4-LBLK1717	72	SCRHHCS1727	6
SB4-LBLK1719	72	SCRPPH1036	126, 130
SB4-LBLK1721	72	SCRPPH1103	134
SB4-LBLK1723	72	SCRPPH1153	126, 142, 146
SB4-LBLK1725	72	SCRPPH1163	134, 142, 146
SB4-LBLK1813	72	SCRPPH1304	122
SB4-LBLK1815	72	SCRPPH1318	174, 174, 174
SB4-LBLK1817	72	SCRPPTC1021	20, 126
SB4-LBLK1819	72	SCRSHCS1095	158, 158
SB4-LBLK1821	72	SCRSHCS1096	144, 148
SB4-LBLK1823	72	SCRSHCS1237	144, 148
SB4-LBLK1825	72	SCRSHFH1047	114
SB4-LBLK1913	74	SET122294	44, 84
SB4-LBLK1915	74	SET123465	44, 84
SB4-LBLK1917	74	SET123691	8
SB4-LBLK1919	74	SET124538	36, 76
SB4-LBLK1921	74	SET124539	36, 76
SB4-LBLK1923	74	SET130246	58
SB4-LBLK1925	74	SET148103	6
SB4-LBLK2013	74	SET148113	6
SB4-LBLK2015	74	SET150325	102
SB4-LBLK2017	74	SET150326	124
SB4-LBLK2019	74	SET167884	100, 104, 106, 108, 110, 124
SB4-LBLK2021	74	SET1902545	60
SB4-LBLK2023	74	SET1902546	60
SB4-LBLK2025	74	SET1902549	62
SB4-LBLK2113	74	SET1902551	62
SB4-LBLK2115	74	SET1902553	64
SB4-LBLK2117	74	SET1902554	64
SB4-LBLK2119	74	SET1902555	64
SB4-LBLK2121	74	SET1902556	64
SB4-LBLK2123	74	SET1902560	60
SB4-LBLK2125	74	SET1902567	60
SB4-LBLK2213	74	SET1902570	62
SB4-LBLK2215	74	SET1902571	62
SB4-LBLK2217	74	SET1902574	64
SB4-LBLK2219	74	SET1902575	64
SB4-LBLK2221	74	SET1902576	64
SB4-LBLK2223	74	SET1902577	64
SB4-LBLK2225	74	SET1902580	60
SCR8110001	162	SET1902587	60
SCR8110003	18	SET1902600	62
SCR8110015	160	SET1902601	62
SCR8120002	36, 76	SET1902603	64
SCR8120019	20, 114	SET1902604	64
SCRASBH1014	114	SET1902605	64
SCRASBH1052	174	SET1902606	64
SCRASBH1148	114	SET1902609	60
SCRASBH1155	174, 174	SET1902610	60
SCRASBH1251	152, 154, 156	SET1902613	62

SET1902614	62	SET1908894	62
SET1902616	64	SET1908895	62
SET1902617	64	SET1908896	62
SET1902618	64	SET1908897	62
SET1902619	64	SET1908898	62
SET1902622	60	SET1908899	62
SET1902623	60	SET1908900	62
SET1902625	62	SET1908901	64
SET1902626	62	SET1908902	64
SET1902628	64	SET1908903	64
SET1902629	64	SET1908904	64
SET1902630	64	SET1908905	64
SET1902631	64	SET2008398	38, 78
SET1902634	60	SET2008399	38, 78
SET1902635	60	SET2008400	38, 78
SET1902637	62	SET2008401	38, 78
SET1902638	62	SET2008402	38, 78
SET1902640	64	SET2008403	38, 78
SET1902641	64	SET2008404	40, 80
SET1902643	64	SET2008408	40, 80
SET1902644	64	SET2008409	40, 80
SET1902645	64	SET2008410	40, 80
SET1902858	64	SET2008411	40, 80
SET1902859	64	SET2008412	40, 80
SET1902866	64	SET2008413	42, 82
SET1907172	60	SET2008418	42, 82
SET1907173	62	SET2008419	42, 82
SET1907174	62	SET2008420	42, 82
SET1907175	64	SET2008421	42, 82
SET1907176	64	SET2008422	42, 82
SET1907181	60	SET2009093	8
SET1908873	60	SET2009097	2
SET1908874	60	SET2009116	2
SET1908875	60	SET2102680	4
SET1908876	60	SET2102681	4
SET1908877	60	SETHEAD1057	124
SET1908878	60	SETHEAD1069	124
SET1908879	60	SETLRAM1164	174
SET1908880	62	SETLRAM1165	174
SET1908881	62	ST-ARM250T-Q	188
SET1908882	62	ST-CBA-TB4-M	12, 162
SET1908883	62	ST-CBA-TB4-S	12, 162
SET1908884	62	ST-CP06CCFFPM-Q	124
SET1908885	62	ST-CP08CCFFPM-Q	124
SET1908886	62	ST-CP10CCFFPM-Q	124
SET1908887	62	ST-CP14CCFFPM-Q	124
SET1908888	62	ST-IFPB5213-Q	168
SET1908889	62	ST-IFPB5310-Q	168
SET1908890	62	ST-IFPB5314-Q	168
SET1908891	62	ST-IFPB5315-Q	168
SET1908892	62	ST-IFRB5350	164
SET1908893	62	ST-KBATB4ATC-1-Q	162

ST-SSAPT4-Q	112	TC4-NBLK2023	34
ST-TWBLT-QL-L	100, 106	TC4-NBLK2025	34
ST-TWBLT-QL-R	100, 106	TC4-NBLK2113	34
ST-UHB2D33200-Q	124	TC4-NBLK2115	34
TC4-NBLK1211	30	TC4-NBLK2117	34
TC4-NBLK1413	32	TC4-NBLK2119	34
TC4-NBLK1415	32	TC4-NBLK2121	34
TC4-NBLK1417	32	TC4-NBLK2123	34
TC4-NBLK1419	32	TC4-NBLK2125	34
TC4-NBLK1421	32	TC4-NBLK2213	34
TC4-NBLK1423	32	TC4-NBLK2215	34
TC4-NBLK1425	32	TC4-NBLK2217	34
TC4-NBLK1513	32	TC4-NBLK2219	34
TC4-NBLK1515	32	TC4-NBLK2221	34
TC4-NBLK1517	32	TC4-NBLK2223	34
TC4-NBLK1519	32	TC4-NBLK2225	34
TC4-NBLK1521	32	TC4V10W21W	22
TC4-NBLK1523	32	TC4V22W32W	22
TC4-NBLK1525	32	WASMETR1031	160
TC4-NBLK1613	32	WASMETR1083	20
TC4-NBLK1615	32	WASSAE1005	174
TC4-NBLK1617	32	WASSTND1097	36, 76, 158, 158
TC4-NBLK1619	32		
TC4-NBLK1621	32		
TC4-NBLK1623	32		
TC4-NBLK1625	32		
TC4-NBLK1713	32		
TC4-NBLK1715	32		
TC4-NBLK1717	32		
TC4-NBLK1719	32		
TC4-NBLK1721	32		
TC4-NBLK1723	32		
TC4-NBLK1725	32		
TC4-NBLK1813	32		
TC4-NBLK1815	32		
TC4-NBLK1817	32		
TC4-NBLK1819	32		
TC4-NBLK1821	32		
TC4-NBLK1823	32		
TC4-NBLK1825	32		
TC4-NBLK1913	34		
TC4-NBLK1915	34		
TC4-NBLK1917	34		
TC4-NBLK1919	34		
TC4-NBLK1921	34		
TC4-NBLK1923	34		
TC4-NBLK1925	34		
TC4-NBLK2013	34		
TC4-NBLK2015	34		
TC4-NBLK2017	34		
TC4-NBLK2019	34		
TC4-NBLK2021	34		

Illustrated Parts Breakdown

USA - Quantum Rehab

401 York Avenue
Duryea, PA 18642
www.quantumrehab.com

USA - Pride Mobility Products, Corp.

401 York Avenue
Duryea, PA 18642
www.pridemobility.com

Canada

5096 South Service Road
Beamsville, Ontario L3J 1V4
www.pridemobility.ca
www.quantumrehab.ca

Australia

20-24 Apollo Drive
Hallam, Victoria 3803
www.pridemobility.com.au
www.quantumrehab.com.au

New Zealand

3-5/208 Swanson Road
Henderson, Auckland 0610
www.pridemobility.co.nz

UK

(Authorised UK Representative)

32 Wedgwood Road
Bicester, Oxfordshire OX26 4UL
www.pride-mobility.co.uk
www.quantumrehab.co.uk

Switzerland

(Authorised CH Representative)

SODIMED SA
Chermin Praz Devant 12
1032 Romanel-sur-Lausanne

Netherlands

(Authorised EU Representative)

De Zwaan 3
1601 MS Enkhuizen
www.pridemobility.eu
www.quantumrehab.eu

Italy

Via del Progresso, ang. Via del Lavoro
Loc. Prato della Corte
00065 Fiano Romano (RM)
www.pride-italia.it
www.quantumrehab-italia.it

France

26 Rue Monseigneur Ancel
69800 Saint-Priest
www.pridemobility.fr
www.quantumrehab.fr

Spain

Calle Las Minas Número 67
Polígono Industrial Urtinsa II, de Alcorcón
28923 Madrid
www.pridemobility.es

Germany

Hövelrieger Str. 28
33161 Hövelhof
www.pridemobility.de
www.quantumrehab.de

China

Room 508, Building #4
TianNa Business Zone
No. 500 Jianyun Road
Pudong New Area
Shanghai 201318
www.pridechina.cn

