

SPACE LX

THE EVERYDAY ROLLATOR



Rehasense Group

Global Excellence
Awards 2021

Best Mobility Products Design and
Manufacturing Company 2021



SPACE LX

THE EVERYDAY ROLLATOR

Rehasense's quality management complies with both the ISO 9001 and ISO 13485 standards, as confirmed by TÜV NORD. Rehasense's medical devices are CE-marked and meet the requirements of EU Regulation 2017/745 (MDR)



• THE BESTSELLER

The SPACE LX rollator combines intuitive design, smooth lines and high-strength alloy materials.

Maximum user weight of 150 kg. The lightweight design makes it easy to walk, lift and turn – indoors and outside. Backrest and stick holder included. Available in medium or large and a choice of 8 colours.

• BENEFITS

Comes with a comfortable back strap.

Large shopping bag for carrying up to 5 kg.

Ergonomic handles with locking function.

Handle height extremely convenient and easy to adapt.

Patented, red, "Click & Safe" safety catch.

Ingenious carrying handle: ergonomic handle grips under the mounting bars for lifting and carrying the rollator.

All-round safety reflectors available for shopping bag, frame and handles.

Incl. edge guard and step pedal.



• SPECIAL FEATURES



Maintenance free brakes and reliable TPE-wheels



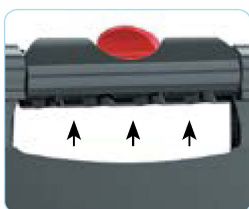
Unique alu. frame profile ensuring the lightest construction though durability up to 150kg.



Smooth adjustable handle height and lockable handbrakes



Brake lever can be operated without much effort



Ergonomic gripping for lifting and carrying



Thanks to the "Click & Safe" lock, the rollator closes securely

• ACCESSORIES



Bells & LED lights



Tray








Padded seat






One hand brake

Size & Colours

Medium Size

-  LRACM550RP(CLOUD)
-  LRRPM550RP(RED PEONY)
-  LRHFM550RP(FLOWER)
-  LRHTM550RP(CHEETAH)
-  LRZBM550RP(ZEBRA)
-  LRCGM550RP(CHAMPAGNE GOLD)
-  LRWRM550RP(WINE RED)
-  LREBM550RP(ELECTRIC BLUE)

Large Size

-  LRCGL600RP(CHAMPAGNE GOLD)
-  LRWRL600RP(WINE RED)
-  LREBL600RP(ELECTRIC BLUE)

SPECIFICATIONS

	M	L
Weight	5,7 kg/ basket 330g	5,8 kg/ basket 330g
Max. load capacity	up to 150kg	
Seat height	55 cm	62 cm
Seat width	46cm	
Width folded	22 cm	22 cm
Total width	62 cm	62 cm
Distance between handles	56 cm	
Handle height	72-85 cm	80-102 cm