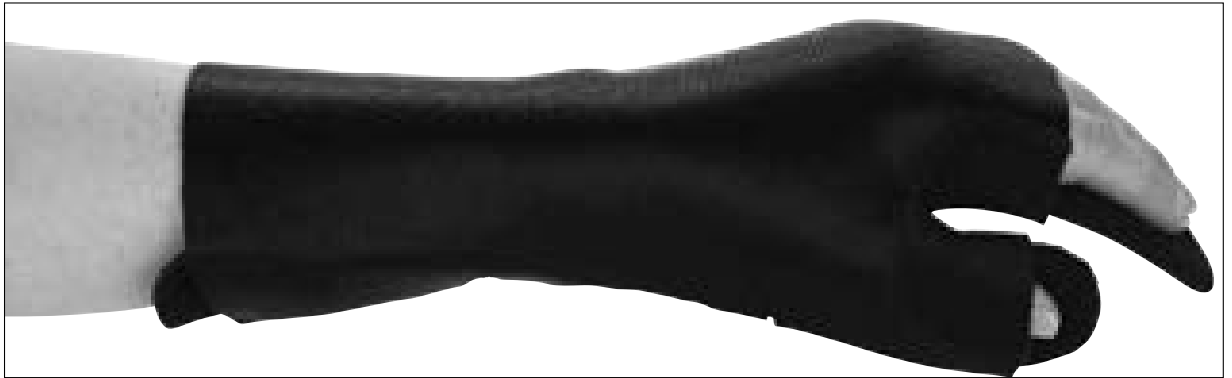




28710
RESTING SPLINT



Intended Use

The product is intended for a paretic or spastic hand that needs the support of an orthosis to maintain or increase the mobility of the hand. With the wrist in a neutral position and with the help of a distributed pressure on volar- and dorsal side of the hand and arm facilitates venous return. Good biomechanical positioning of the joints can stimulate relaxation.

The orthosis is also intended for patients with rheumatic diseases which need a resting brace after a hand surgery.

By reshaping the MCP and IP joints positioned to so-called "Position of Safe Immobilization" (POSI), the orthosis can also be used for trauma fractures, ligament injuries, burns, etc. This product is intended for one person use.

Indications

Stroke, CP, rheumatic arthritis, radial nerve palsy, edema, plexus- and muscular dystrophy patients etc.

Contraindications

No known.

Adjustment

This product should only be altered by a medical professional person.

Warning

Do not pull the straps too tight as this can cause poor circulation and/or skin irritation. Check the skin on a daily basis and if you see or feel any irritations or other problems, take it off immediately. If you have marks or chafing that do not reduce within a short time (30 minutes) contact your clinician immediately.

How to use the support

Check that you have the correct size. Your full hand and fingers should fit inside the orthosis. If the product have accessories mounted such as the finger divider, wedge or additional wrist strap, check that these are correctly positioned on the product. Follow the fitters instructions for use.

Material specifications

This product is made from Polyester, Nylon and Spandex. Core of aluminum and polyethylene. It does not contain Latex. This product is not flame retardant.

Wash instruction

Close all Velcro prior to laundering. Use a washing bag. Machine washable in 40°C (104°F) gentle cycle. Dry flat. Do not tumble dry or dry clean.

Who to contact

If any problems occur please contact your orthotist or fitter.

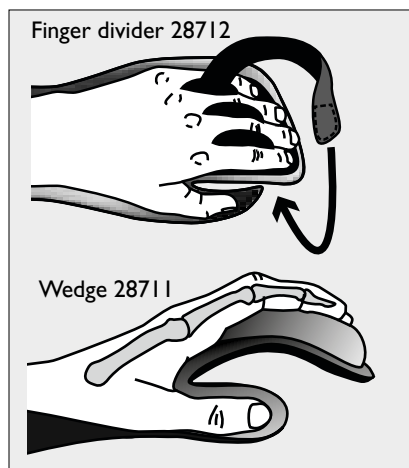
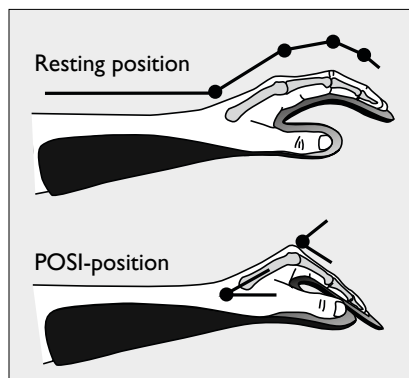


Instructions for use

Check that the product is complete without damage!

To the fitter:

To remould the orthosis in to POSI-position (Position of Safe Immobilization), the distal section of the splint must be adjusted. The area at the MCP-joints must be bent into between 60 - 80° of flexion and the area for the IP- and DIP-joints should be straighten to full extension.



1. The fitter should make sure that the orthosis have the correct shape and joint angles for the intended function. The orthosis have a core of aluminium that gently can be adjusted to the desired angle and shape for the wrist, thumb and fingers.

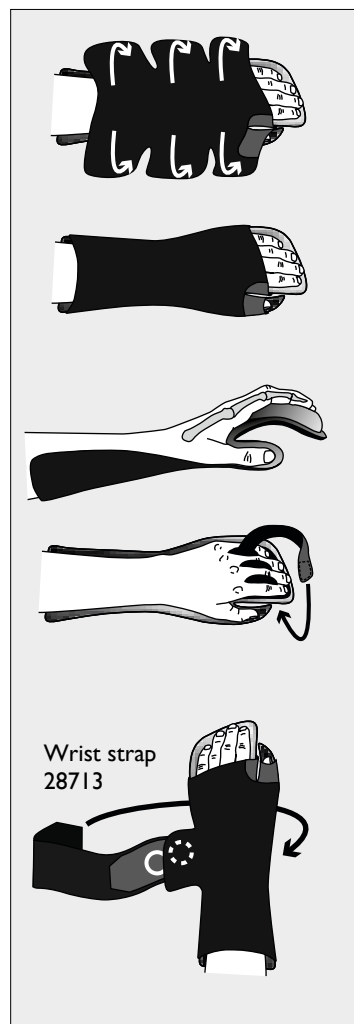
2. During fitting only open straps marked with white arrows in the picture to the right.

3. Position the hand into the orthosis. Make sure that the thumb is in a correct position. Start by applying the strap over the wrist. Then adjust the strap in sequences so that it gives a comfortable feel and does not give any proximal pressure.

An extra strap (28713) around the wrist can be added to give a better fixation over the wrist if needed due to increased spasticity.

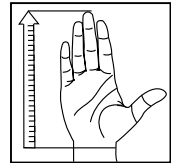
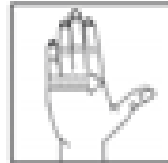
If the orthosis is equipped with the finger divider (28712) or the wedge (28711), make sure that these are correctly positioned on the orthosis.

4. Make sure that the orthosis is comfortable and does not create any chafing or is too tight.






28710 RESTING SPLINT



Item No. Left	Item No. Right	Model	Size	MCP Width	Length of hand (from wrist to end of fingers)
28710 1011	28710 2011	Resting Splint*	Small	< 7,5 cm	< 18,5 cm
28710 1012	28710 2012	Resting Splint*	Medium	7 - 8,5 cm	< 20 cm
28710 1013	28710 2013	Resting Splint*	Large	8 - 9 cm	< 21 cm
28712 0000		Finger divider	One size		
28713 0000		Wrist strap	One size		
28714 1011	28714 2011	Additional covering strap	Small		
28714 1012	28714 2012	Additional covering strap	Medium		
28714 1013	28714 2013	Additional covering strap	Large		
				Width	Height
28711 0011		MCP Wedge	Small	75 mm	15 mm
28711 0013		MCP Wedge	Large	90 mm	20 mm

* includes splint + one covering strap


 Camp Scandinavia AB, Karbingatan 38
 SE-254 67 Helsingborg, Sweden
 Phone +46 42 25 27 01



SVERIGE	DENMARK	SUOMI	NORGE	UK/IRELAND	USA	INTERNATIONAL
Tel 042-25 27 01	43 96 66 99	09 350 76 30	23 23 31 20	+353 42 932 8177	888-678 6548	+46 42 25 27 01
Fax 042-25 27 25	43 43 22 66	09 350 76 388	23 23 31 21	+353 42 932 8182	800-289 0809	+46 42 25 27 25
info@camp.se	info@camp.dk	info@camp.fi	info@camp.no	info@allarduk.co.uk	info@allardusa.com	info@allardint.com

Support For Better Life • www.allardsupport.com