
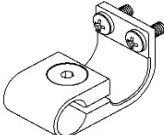


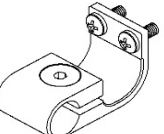


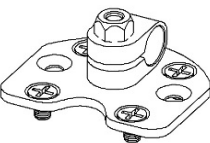


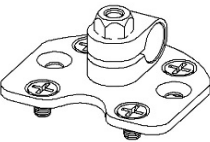

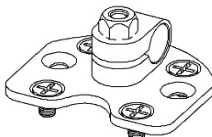


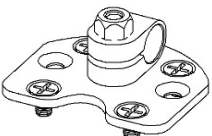


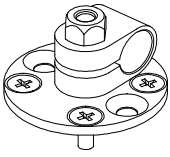

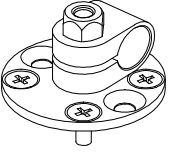


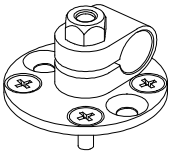


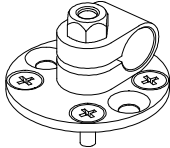

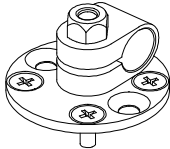

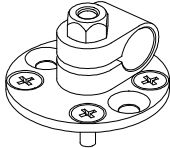

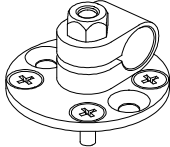

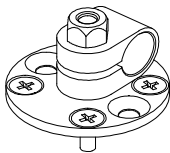


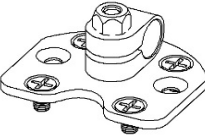


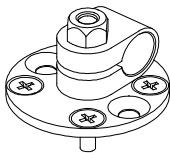


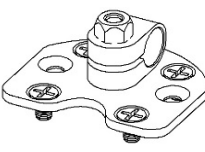




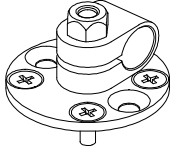


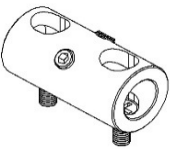

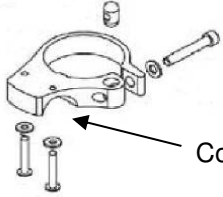

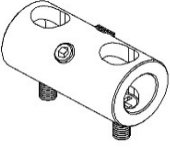

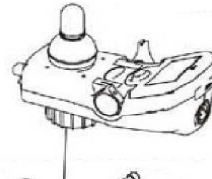


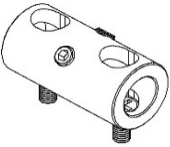

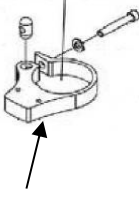

Manufacturer	Model	Used by Chair Manufacturer	Joystick Adapter	Joystick Module with Adapter	Stem Size A= 3/16" B= 1/4"	Comments
PGDT		Permobil & Quickie	PC045 		B	These 2 are the same joystick module. Pride Mobility renamed theirs from Pilot + to Remote +
PGDT		Pride Mobility Quantum	PC045 		B	
PGDT		Permobil Amysystems	PC046 		B	
PGDT		Permobil	PC046 		B	




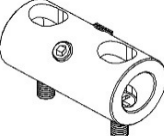

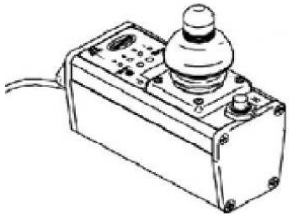
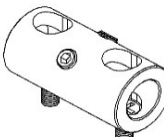
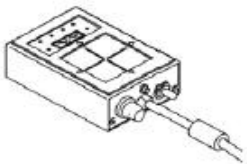
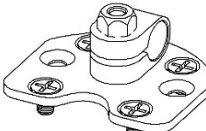
Manufacturer	Model	Used by Chair Manufacturer	Joystick Adapter	Joystick Module with Adapter	Stem Size A= 3/16" B= 1/4"	Comments
PGDT		VSI (older, 4 or 6 key)	PC046 		B	
PGDT		Pride Mobility Quantum Quickie Amysystems	PC046 		B	




Manufacturer	Model	Used by Chair Manufacturer	Joystick Adapter	Joystick Module with Adapter	Stem Size A= 3/16" B= 1/4"	Comments
HMC International (Permobil NV)	 CJA (Compact Joystick Advanced)	Permobil	PC047 			
HMC International (Permobil NV)	 Compact Joystick	Permobil Pride	PC047 			
HMC International (Permobil NV)	 Compact Joystick Lite	Permobil Pride	PC047 			
HMC International (Permobil NV)	 Mini Joystick					


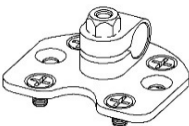

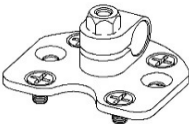


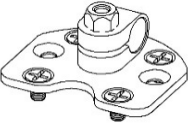

Manufacturer	Model	Used by Chair Manufacturer	Joystick Adapter	Joystick Module with Adapter	Stem Size A= 3/16" B= 1/4"	Comments
Dynamic Controls	 LiNX LE Low DLX-REM050		PC047 		A	
Dynamic Controls	 LiNX LE Traditional DLX-REM060 DLX-REM100 & 110		PC047 		A	
Dynamic Controls	 LiNX 200 Series DLX-REM210 & 211	Invacare	PC047 		A	
Dynamic Controls	 LiNX 200 Series DLX-REM215 & 216		PC047 		A	



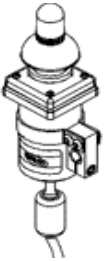
Manufacturer	Model	Used by Chair Manufacturer	Joystick Adapter	Joystick Module with Adapter	Stem Size A= 3/16" B= 1/4"	Comments
Dynamic Controls	 LiNX REM400 Series	Invacare	PC047 		A	
Dynamic Controls	 MK5 & 6i SPJ+ (Shark DK-REMD & DX2-REM420/421)	Invacare	PC046 		A	Not to be confused with the old SPJ (not +), which was sold with the older Mark4/5 R2 electronics. Customer will need longer screws (10-32 x 3/4" or M5 x 19) and Ø3/8" x 5/16" thick spacers. (Ø9mm x 8mm)
Dynamic Controls	 LiNX DLX-REM500	Invacare	PC047 		none	The PC047 adapter will need to be modified to work with the REM500. When mounting with the 30mm mounting holes there will be interference with the XLR socket.
Dynamic Controls	 DX2-REM550/551	Invacare	PC046 		A	

Manufacturer	Model	Used by Chair Manufacturer	Joystick Adapter	Joystick Module with Adapter	Stem Size A= 3/16" B= 1/4"	Comments
Dynamic Controls		DX2-ACU, RJM, RJM-LF	<p data-bbox="890 402 974 431">PC047</p> 		A	
Dynamic Controls		Invacare	<p data-bbox="890 711 974 740">PC042</p> 		A	<p data-bbox="1562 630 2039 691">PC042 will mount directly to an Invacare tube mounting clamp:</p>  <p data-bbox="1829 837 2028 867">Coved to fit tube</p> <p data-bbox="1577 919 2018 951">(Invacare Mounting Kit P/N 1165493)</p>
Dynamic Controls		Invacare	<p data-bbox="890 1019 974 1049">PC042</p> 		A	<p data-bbox="1562 987 2039 1114">To mount to a flat Invacare clamp, use 2 coved spacers for Ø7/8" tubing and 2, 10-32 x 5/8 - 3/4" flathead screws.</p> <p data-bbox="1577 1081 2018 1114">(Invacare Quad Link Kit P/N 1152026)</p>   <p data-bbox="1839 1268 2007 1300">Coved Spacer</p>
Dynamic Controls		Invacare	<p data-bbox="890 1328 974 1357">PC042</p> 		A	 <p data-bbox="1598 1487 1650 1520">Flat</p> 

Manufacturer	Model	Used by Chair Manufacturer	Joystick Adapter	Joystick Module with Adapter	Stem Size A= 3/16" B= 1/4"	Comments
Dynamic Controls	 MK5 MPJ	Invacare	PC046 		A	PC046 holes line up, but will need special nuts to fit in the slots of the joystick module
Dynamic Controls	 MK4 A, A+, RX	Invacare	PC042 		A	
Dynamic Controls	 MK4 PSF & PSR		PC042 		A	
Dynamic Controls	 MK4 TCHJOY & TCPDM4		PC046 		A	

Manufacturer	Model	Used by Chair Manufacturer	Joystick Adapter	Joystick Module with Adapter	Stem Size A= 3/16" B= 1/4"	Comments
Dynamic Controls	 DX-REM34B	Invacare			A	The mounting hole pattern for this joystick module is unknown at this time.
Dynamic Controls	 DX-REMG90	Invacare			A	The mounting hole pattern for this joystick module is unknown at this time.
Dynamic Controls	 A Series (same as Shark?)	Invacare			A	The mounting hole pattern for this joystick module is unknown at this time.

Manufacturer	Model	Used by Chair Manufacturer	Joystick Adapter	Joystick Module with Adapter	Stem Size A= 3/16" B= 1/4"	Comments
Curtis Instruments		Pride Mobility Quantum	PC046 		B	
	Q-Logic NE & NE+					
Curtis Instruments		Pride Mobility Quantum	PC046 		B	
	Q-Logic Remote & EX					
Curtis Instruments		Ottobock	PC046 		B	
	enAble 40 series					
Curtis Instruments		Pride Mobility Quantum			B	<p>Bodypoint does not have an adapter to fit this joystick module at this time.</p> <p>The hole pattern on the bottom is 4 M4 holes on 48mm x 48mm spacing</p>
	enAble 40 series Q-Logic Stand-Alone					

Manufacturer	Model	Used by Chair Manufacturer	Joystick Adapter	Joystick Module with Adapter	Stem Size A= 3/16" B= 1/4"	Comments
Sunrise						1 PC043 and 1 HW310-22 or 25 Frame Clamp can be used for mounting
	Mini Joystick					
		Invacare			A	Housing is Ø46mm (1-13/16")
	Compact Joystick					