

# Q·LOGIC 3<sup>e</sup> AND Q·LOGIC 3<sup>EX</sup> CLINICAL COMPARISON



# Joystick Clinical Comparison



Q-Logic 3e



Q-Logic 3 EX

## DISPLAY

- Button based, no dials or toggles
- Screen is icon based (no words)
- Color LCD screen

## FUNCTION

- Programmable soft keys
  - iAccess type functionality where multiple pages can be programmed
- Bluetooth® for programming only
  - If client needs to control Bluetooth items through joystick then go to the Q-Logic 3 EX
- Operates up to 5 actuator functions
- Supports Interactive Assist
- Still allows programming as proportional or switch operation through joystick
- Recommended for joystick users overwhelmed by the EX controller/operation

## DISPLAY

- Can customize text or icon-based profile labels
- Speed dial and on/off toggle

## FUNCTION

- Speed dial vs. button speed adjust
- Toggle on/off button
- Programmable I/II buttons or option for additional iAccess add on
- Operates up to 5 actuator functions
- Bluetooth® capability to pair to client's phone or computer
- Infrared (IR) capabilities
- Supports Interactive Assist
- Programming for alternative drive control needs

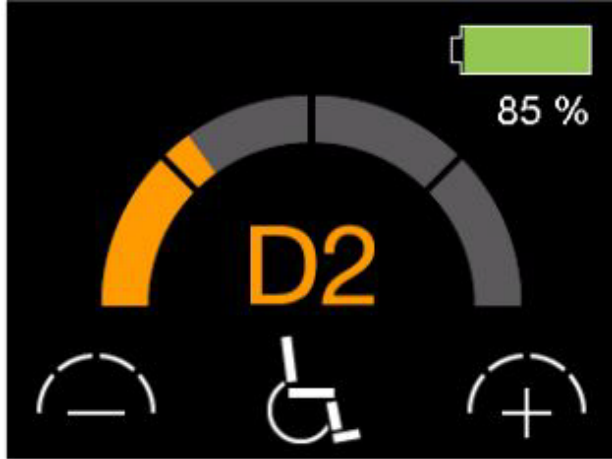
Q-Logic 3 EX joystick can be replaced in the field with proper hardware and no additional harness.

**Q-Logic 3e Hardware:**

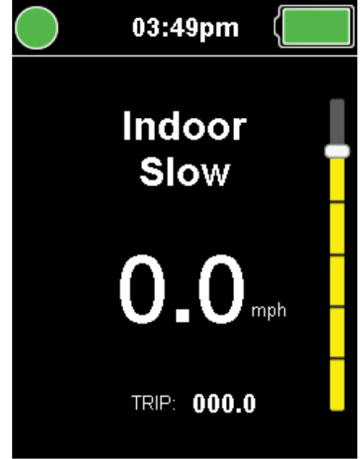
- XLR charger port
- USB-C charger port
- On/off port
- Mode port



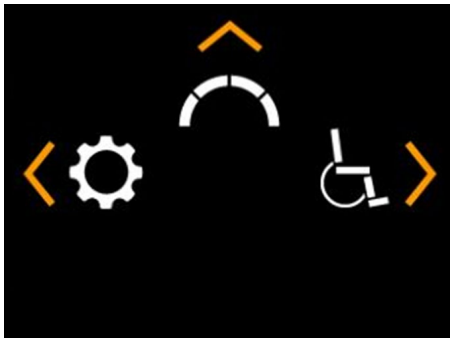
**Q-Logic 3e**



**Q-Logic 3 EX**



Forward Command to go to Drive Profiles




Left Drive Command for Settings

Right Drive Command for Seat

**Q-Logic 3 EX Home Menu**




Has Bluetooth® for user connectivity



Brightness

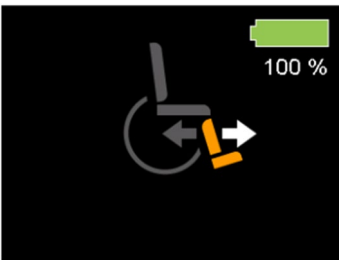
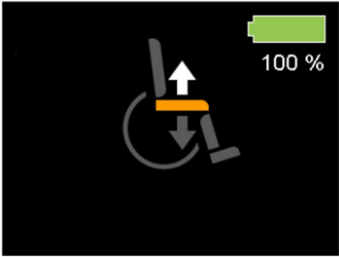
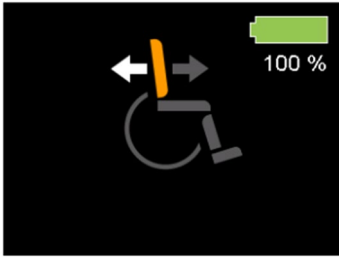


Horn Volume




Beep Volume

## Q-Logic 3e Seating Screen



## Q-Logic-3 EX Seating Screen



### Soft Key Customization:

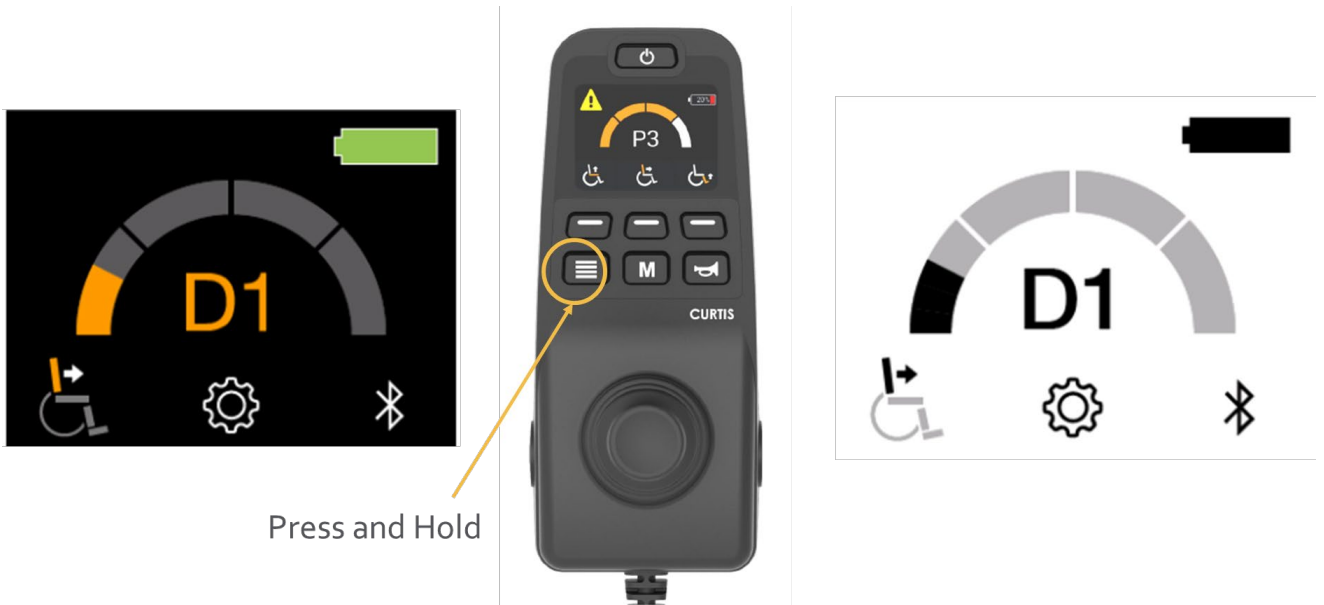
- Essentially a built-in iAccess that can have multiple pages
- Can be programmed per profile
  - Seat Functions
  - Bluetooth® hot key (takes you right to the Bluetooth screen)
  - Home screen
  - Speed up/speed down (similar to speed pot on EX Joystick)

### iAccess Module:

- Can have 1-19 different functions
- Single or multiple pages
- Flat or toggle buttons for:
  - Seating
  - Lighting (if LED kit)
  - Bluetooth® mouse clicks etc.

# Q-Logic 3e

- For those that need potentially all power positioning but an alternative user interface
- For those not needing functions for:
  - Alternative drive controls
  - Environmental controls
- Ability to hold the “page” button to swap screen display for improved visual for indoor vs. outdoor lighting



- Can do a lot of the same functions as Q-Logic 3 EX such as:
  - Device double command for mode changes
  - Same jack commands
    - Short, double, and long command
  - E-stop (for on/off and mode jacks)
  - Custom mapped I/O for mode jack only

## Speed Dial Types



### Profile Speed:

- The speed bar represents the total speed of the power chair.
- If multiple drive profiles are programmed in, then the speed will only highlight up a certain amount, relative to the max speed of the power chair.

### Speed Pot:

- The half circle will go up all the way in each drive profile.
- Instead of showing the overall speed of the chair, the speed bar represents the speed of the drive profile shown.