

Skippi

Power wheelchair for children

Max. load capacity: 50 kg/110 lbs
Article number: 490E55=00000_K



Figure shows standard equipment with options

Skippi Powerchair for children	Order no.: -----
---	-------------------------

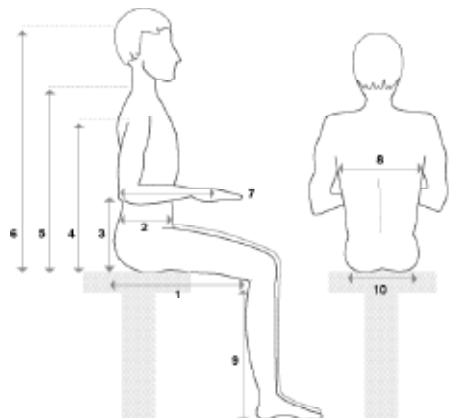
<input type="checkbox"/> Provide estimate only		<input type="checkbox"/> Order
<input type="checkbox"/> Attachment for custom fabrication enclosed		
Billing address/customer number		
Delivery address		
Sales person	Name	
	
	Date	Signature
<p>By placing the order, you agree to comply with the instructions for use/service manuals for accessories and products of other manufacturers when combining them with an Ottobock product, in addition to the instructions for use/service manuals of the respective Ottobock products. Also you confirm to have read, understood and accepted, our general terms and conditions. In addition, you agree, upon placing an order, to conduct your own conformity assessment or approval in accordance with national requirements if and when you implement modifications or attachments that do not meet the specifications of Ottobock instructions for use/service manuals.</p>		

Standard equipment

- VR2 joystick module
- 6 km/h
- 28 Ah (C5) AGM batteries
- Battery charger
- 8" PU caster wheels
- Standard seat with back bag
- Seat cushion
- Telescoping side panels
- Individual telescoping leg supports
- Wheel cover for drive wheels
- Drive wheels with aluminium rim, black
- Lap belt with buckle

Basic data (voluntary information)

Gender _____ Indication _____
 Age _____ Paying party _____



* This information will help to support user-oriented settings and product development. Ottobock guarantees the confidential and purely internal use of these data.

Mandatory information*

User height in cm _____
 User weight in kg _____
1 Seat depth _____
2 Trunk depth _____
3 Arm support height _____
4 Armpit height _____
5 Shoulder height _____
6 Head height _____
7 Forearm length to the middle of the palm _____
8 Trunk width _____
9 Lower leg length _____
10 Seat width _____

The number codes contained in this order form are not intended to be used as article numbers for spare parts orders. Please use the spare parts catalogue for spare parts orders.

Setting for standard seat	(SD 28 ... 38 cm, SW 30 ... 38 cm)											
Back support angle	<input type="checkbox"/>	mechanical -9/1/11/21°	<input type="checkbox"/>	mechanical 0/10/20/30°								
Not available with electric back support angle adjustment!												
Seat depth SD in cm	<input type="checkbox"/>	28	<input type="checkbox"/>	30	<input type="checkbox"/>	32	<input type="checkbox"/>	34	<input type="checkbox"/>	36	<input type="checkbox"/>	38
Seat width SW	cm (30 ... 38 cm, SW 24 ... 29 cm possible with removable lateral pads)											
Lower leg length	cm (15 ... 38 cm) without seat cushion											

Push handles		
ED10	<input type="checkbox"/>	Height-adjustable, detachable

Seat tilt			
EC 51	<input type="checkbox"/>	Mechanical, continuous, range 20° see exclusions 8.1	Indent
EC 50	<input type="checkbox"/>	Electrical, continuous, range 20°	Indent

Seat height adjustment			
EC57	<input type="checkbox"/>	Electrical, continuous, range 20 cm / 7.9" see exclusions 9.1) and 9.2)	Indent

Back support angle adjustment			
ED 50	<input type="checkbox"/>	Electrical, continuous, range 25° see exclusions 10.1) and 10.2)	Indent

Seating system accessories			
EE 30	<input type="checkbox"/>	Mounting accessories for head support see exclusions 11.1)	Indent
EP 65	<input type="checkbox"/>	Lap belt with buckle	
EE 37	<input type="checkbox"/>	Lateral pads, detachable, for side panel (pair, thickness 1.2"/3 cm, see exclusions 11.1)	
ED 11	<input type="checkbox"/>	Back support extension (35 cm / 13.8" - 46 cm / 18.1") see exclusions 11.1)	
Information on head supports, lap belts and other accessories can be found in the accessory catalogue			

Leg supports			
EB 02	<input type="checkbox"/>	Individual with aluminium foot plates (standard equipment, LL 23 - 38 cm) see exclusions 12.1) und 12.4)	
EB 05	<input type="checkbox"/>	Single-panel with aluminium foot plate (LL 23 - 38 cm) see exclusions 12.1) und 12.4)	Indent
EB 06	<input type="checkbox"/>	Individual for short LLL with aluminium foot plates (LL 15 ... 22 cm) see exclusions 12.1) und 12.4)	Indent
EB 16	<input type="checkbox"/>	Single-panel with aluminium foot plate for short LLL (LL 15...22 cm) see exclusions 12.1) und 12.4)	Indent
EB 20	<input type="checkbox"/>	Mechanically elevating (LL 15 ... 33 cm) see exclusions 12.1) und 12.4)	Indent
EB 07	<input type="checkbox"/>	Without leg supports see exclusions 12.5)	
Information on foot positioning can be found in the accessory catalogue			

Frame colour			
013	<input type="checkbox"/>	Jet black RAL 9005 matte	Indent
016	<input type="checkbox"/>	Silver metallic	Indent
021	<input type="checkbox"/>	Sparkle granny-smith	
023	<input type="checkbox"/>	White RAL 9016	Indent
037	<input type="checkbox"/>	Pink RAL 4010	Indent

Tyres			
EF 10	<input type="checkbox"/>	Puncture-proof 8" PU caster wheels, drive wheels 12 1/2 " pneumatic, black aluminium rims (standard equipment)	
EG 06	<input type="checkbox"/>	Puncture-proof tyres for all wheels	Indent

Battery charger		
EU 91	<input type="checkbox"/>	Battery charger (standard equipment)
EU 02	<input type="checkbox"/>	Battery charger without fan (low-noise) see exclusions 28.1) and 28.2) Indent
Control panel		
EU 85	<input type="checkbox"/>	Control panel Standard (standard equipment)
EU 06	<input type="checkbox"/>	Mid-tray control (MTC), right (manuel flip over) Indent
EU 06	<input type="checkbox"/>	Mid-tray control (MTC), left (manuel flip over) Indent
Control panel holder		
EU 19	<input type="checkbox"/>	Standard
EU 20	<input type="checkbox"/>	Swing-away in parallel
Control panel holder mounting side see exclusions 16.1) and 16.2)		
	<input type="checkbox"/>	Right
	<input type="checkbox"/>	Left
Control device accessories		
EU 15	<input type="checkbox"/>	Attendant control (height-adjustable, removable push handles required) see exclusions 8.1)
EU 23	<input type="checkbox"/>	Fork for tetraplegics (hand width 4-8 cm/ 1.6"-3.1") see exclusions 16.1) and 19.1) Indent
EU 24	<input type="checkbox"/>	Stick S80 (Joystick handle 80 mm/ 3.1") see exclusions 16.1) and 19.1) Indent
EU 25	<input type="checkbox"/>	Soft ball, black covered see exclusions 16.1) and 19.1) Indent
EU 26	<input type="checkbox"/>	Ball top, small (diameter 43 mm/1.7") see exclusions 16.1) and 19.1) Indent
EU 35	<input type="checkbox"/>	Soft ball, coloured (diamter 30 mm/1,2", 4 pieces) see exclusions 19.1) Indent
EU 50	<input type="checkbox"/>	Handheld programming device (dealer version, not subject to discount) Indent
EU 55	<input type="checkbox"/>	Programming software (not subject to discount, qualification required) Indent
General accessories		
ES 39	<input type="checkbox"/>	Manual horn (Kangaroo) Indent
ES 35	<input type="checkbox"/>	Therapy tray, swing-away (including mounting accessory, cut-out for control panel has to be custom-made) see exclusions 16.1) Indent
ES 40	<input type="checkbox"/>	Pennant Indent
ES 63	<input type="checkbox"/>	Bumper bar, detachable, silver metallic see exclusions 20.1) Indent
EZ 52	<input type="checkbox"/>	Tool kit with air pump Indent
ES 60	<input type="checkbox"/>	Vehicle transport kit according to ISO 7176-19 see exclusions 20.2)
Lighting see exclusions 45.0)		
ES 08	<input type="checkbox"/>	Lighting for footpaths see exclusions 45.1) Indent
ES 05	<input type="checkbox"/>	Four way lighting (with hazard and indication lights) Indent
Speed		
ET 01	<input type="checkbox"/>	6 km/h
ET 09	<input type="checkbox"/>	7 km/h see exclusions 28.1)

Information



ED 10 Push handles, Height-adjustable, detachable



EC 50 Electric seat tilt



EC 57 Electric seat height adjustment



ED 50 Electric bank angle adjustment



EE 37 Lateral pads



EB 02 Leg support, individual



EB 05 Leg support, single-panel



EB 20 Leg support, elevating



EU 85 Control panel, Standard




EU 06 Mid-tray control




EU 20 Control panel holder, swing-away in parallel



EU 15 Attendant control



EU 35 Soft ball, coloured



ES 63 Bumper bar



EU 08 Lighting for footpaths



ES 06 Four way lighting, at the back

Notes and exclusions

- 8.1) Possible only in combination with height-adjustable, detachable push handles
- 9.1) Cannot be combined with seat depth 28 cm / 11"
- 9.2) Cannot be combined with mechanical seat tilt
- 10.1) Cannot be combined with back angle -9/1/11/21° or 0/10/20/30°
- 10.2) Mandatory information in combination with unselected back angle
- 11.1) Possible only in combination with lap belt
- 12.1) Possible only in combination with lower leg length 23 cm / 9.1" to 38 cm / 15"
- 12.2) Possible only in combination with lower leg length 15 cm / 5.9" to 22 cm / 8.7"
- 12.3) Possible only in combination with lower leg length 15 cm / 5.9" to 33 cm / 13"
- 12.4) Possible only in conjunction with selected lower leg length
- 12.5) Not possible in conjunction with selected lower leg length
- 16.1) Cannot be combined with mid-tray control (MTC), right or left
- 16.2) Mandatory information in combination with control panel, standard
- 19.1) Only one joystick top is possible
- 20.1) Possible only in combination with lower leg length <= 32 cm
- 20.2) Cannot be combined with electric back angle adjustment
- 28.1) Not possible in conjunction with Germany or Austria as the country of destination
- 28.2) Not possible in conjunction with Argentina, Brazil, Canada, Columbia, Mexico or United States of America as the country of destination
- 45.1) Mandatory information in conjunction with all countries of destination except Other countries, Argentina, Australia, Brazil, France, Hong Kong, Japan, Canada, Columbia, Korea, Mexico, Russia, Switzerland, Thailand, United Kingdom or United States of America
- 45.2) Not possible in conjunction with Germany as the country of destination