

User Manual

MP30203

Over Bed/Chair Table



Warnings

Please follow all instructions and warnings to avoid hazardous situations that can result in property damage and/or patient/resident/staff/caregiver injury and/or death. Inspect the product for damage and loose hardware before each use. DO NOT use the product if it appears to be damaged or unstable and DO NOT modify the product in any way.

1. Do not lean on the suspended end of the table at anytime as this may cause the table to tip.
2. Do not put any burning items on the table as it may catch fire.
3. Make sure the tilt control knob and height control knob are tight at all times.

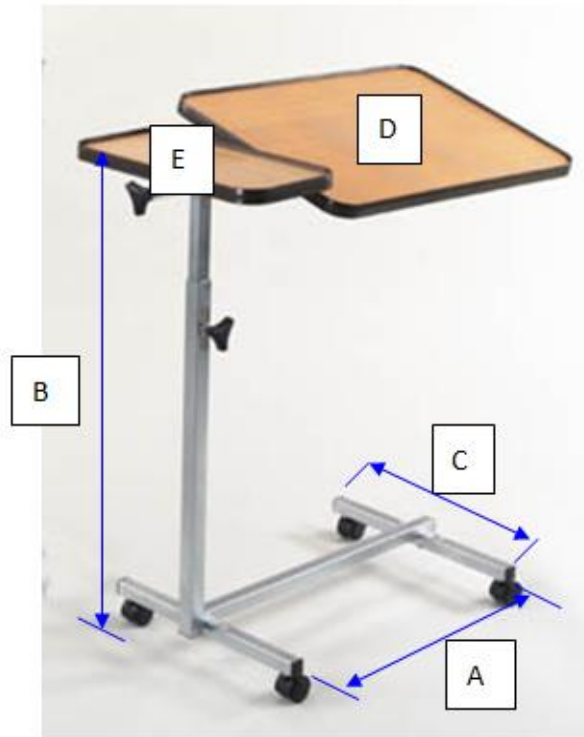
Assembly Precautions

This Overbed Table utilizes a high-tension spring loaded mechanism to raise the table. The table top will raise suddenly and cause serious personal injury. DO NOT over tighten bolts, screws or use power tools when assembling this product.

User Instructions

The twin-top table comes with two tops with easy height adjustment. The fixed top allows user to keep their drink. Further, the tilt top allows users to turn to their desired reading angle. The table top height can be easily adjusted by releasing the height adjustment knob.


Specification




- A. Total length: 53cm
- B. Height adjustable: 71.12-114.3cm
- C. Total width: 40.3cm
- D. Large table(LxWxH): 60x40x3cm
- E. Small table(LxWxH): 40x20x3cm
- F. Package: 1pc/CTN
- G. N.W.: 8.91KG/ G.W.: 9.1KG

Assembly Instructions

1. Install the two casters with Lock into the side of the base which connect to Column Assembly. Install two non-locking casters into the opposite side of the base.



2. Assemble two bases A, B to the Column Assembly C.




3. Assemble the inner mast (with tilt mechanism) to the fixed top.



4. Insert the inner mast with tilt mechanism and fixed top into the outer mast frame. Then tighten the height adjustment knob.



5. Slide the tilt top into the tilt mechanism of inner mast and tight the tilt control knob.





6. Height adjustment of table top by releasing the height adjustment knob "D". Tilt top can be turned to desired angle by releasing the tilt control knob "E".

